



## **California's Acute Psychiatric Bed Loss**

As of 2012, California had 26 hospitals licensed as freestanding Acute Psychiatric Hospitals (APH) and 23 county-run Psychiatric Health Facilities, which provide care only to individuals with acute behavioral needs. The remaining 100 facilities are dedicated psychiatric units within General Acute Care Hospitals (GACHs). California has nearly 440 GACHs, of which about one-fifth have such dedicated psychiatric units. Combined, these hospitals supply the 6,541 beds available around the state for individuals in need of short-term, acute level of care, psychiatric inpatient services.

What follows is CHA's attempt to illustrate the devastating drop in psychiatric inpatient services during the past several years. Our primary data source is the current (2012) financial data reports from the Office of Statewide Health Planning and Development (OSHPD). It is important to note that none of the data in this document includes beds from the five very large, state-owned hospitals in Fresno, Napa, Los Angeles, San Bernardino, and San Luis Obispo Counties, since the beds in these facilities are typically not available to the general public, with most patients being admitted by court order. The remaining pages of this document are described below.

### ***Acute Psychiatric Inpatient Bed Closures/Downsizing – Page 2***

This page contains graphs illustrating the severity of the bed loss in the state. The first chart shows the loss in the number of facilities with inpatient psychiatric beds since 1995. The state has lost 44 facilities, either through the elimination of psychiatric inpatient care, or complete hospital closure, representing more than a 24% drop.

The second chart shows the decline in beds from 1995 to the present. As of 2012 data, California had lost over 30% of the beds it had in 1995, a drop of more than 2800 beds.

The third chart displays the increase in the patient-to-bed gap, statewide. A panel of 15 leading psychiatric experts was consulted and asked to look at specific criteria such as number of individuals who need hospitalization, the average length of hospital stays, and current state and federal financing structures. Using these criteria, the panel concluded that 50 public psychiatric beds per 100,000 individuals (or 1:2000) is the absolute minimum number required to meet current needs. This number, however, is contingent upon the availability of appropriate outpatient services in the community. In 1995, California fell short of this target by nearly 1,400 beds, having only 29.5 beds per 100,000 residents. That gap has increased to nearly 4,000 beds in 2012, with the state having 17.21 psychiatric inpatient beds for every 100,000 residents. This is a loss of nearly 42% of the beds per capita in California since 1995.

The fourth chart shows the increase in California's population over the same period of time. Since 1995, the state has gained roughly five and a half million people, a growth of almost 20%, with the 2012 population being just over 38 million.

### ***Psychiatric Inpatient Care Units and Freestanding Psychiatric Hospitals Comparative Data – Page 3***

This page provides a comparison of California to the rest of the United States. National data comes from the American Hospital Association's (AHA) Annual Survey of Hospitals. From these figures, we subtracted California's numbers to arrive at the 49-state data. Census data was used to calculate the number of beds per person. As mentioned above, California's bed rate is one bed for every 5,809 people, as of 2012, worse than the rest of the nation's average of one bed for every 4,845 people. This illustrates that, while California's crisis is not unique, we fare far worse, comparatively.

### ***Acute Care Inpatient Psychiatric Bed Distribution – Page 4***

This page of the document breaks California data down by county in an attempt to illustrate the different types of beds available. Also listed are beds reserved for chemical dependency patients and beds in Psychiatric Health Facilities. All data is from OSHPD annual reports. The chart also shows that 27 of California's 58 counties have no inpatient psychiatric services. The remaining pages 5-12 visually show the bed distribution across the state, illustrating the vast areas between and without particular services.

***This document is considered public information and may be distributed freely.***

# Acute Psychiatric Inpatient Bed Closures/Downsizing California, 1995 - 2012



Center for Behavioral Health

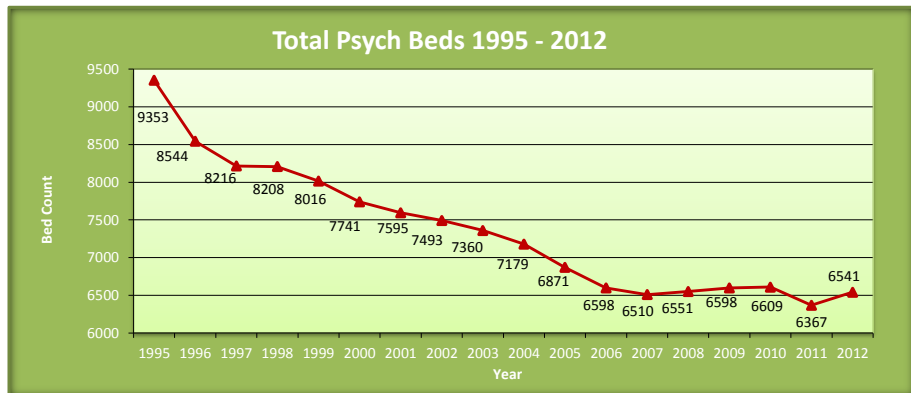
## PSYCH FACILITY CHANGE

|                     |               |
|---------------------|---------------|
| 1995                | 181           |
| 2012                | 137           |
| <b>Total Change</b> | <b>-44</b>    |
| <b>% Change</b>     | <b>-24.3%</b> |



## PSYCH BED CHANGE

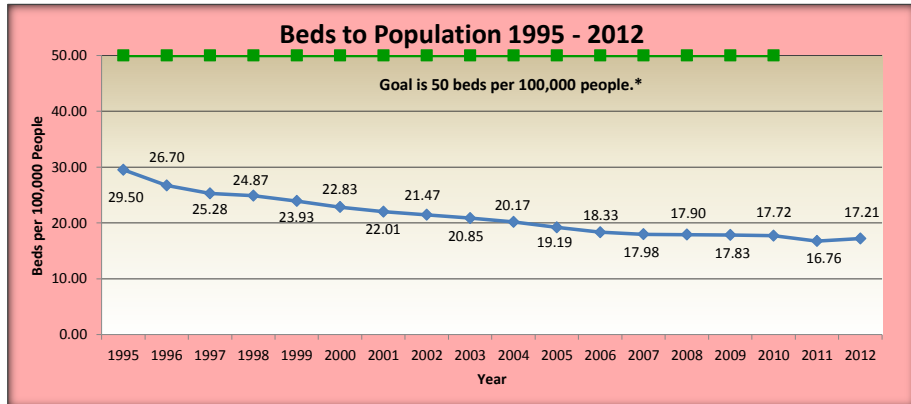
|                     |               |
|---------------------|---------------|
| 1995                | 9353          |
| 2012                | 6541          |
| <b>Total Change</b> | <b>-2812</b>  |
| <b>% Change</b>     | <b>-30.1%</b> |



## BED GAP PROGRESS

|                     |               |
|---------------------|---------------|
| 1995                | 29.50         |
| 2012                | 17.21         |
| <b>Total Change</b> | <b>-12.29</b> |
| <b>% Change</b>     | <b>-41.7%</b> |

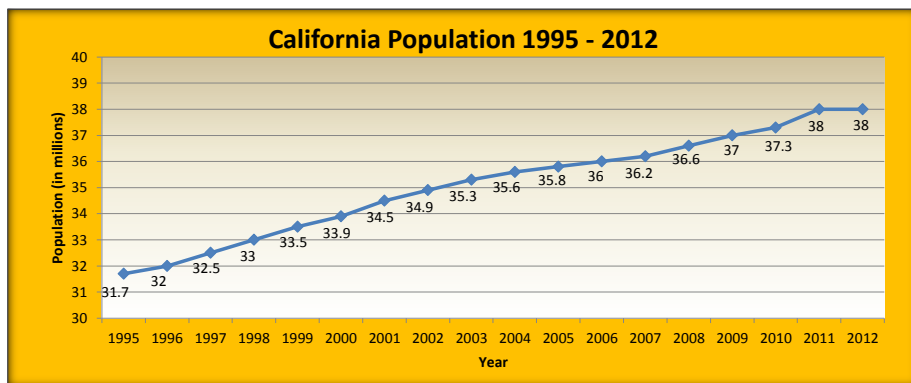
\*Extrapolated from Treatment Advocacy Center figure of 1 bed per 2000.



## POPULATION\* GROWTH

|                     |              |
|---------------------|--------------|
| 1995                | 31.7         |
| 2012                | 38           |
| <b>Total Change</b> | <b>6.3</b>   |
| <b>% Growth</b>     | <b>19.9%</b> |

\*estimated in millions



Psych Data Source: OSHPD (General Acute Care Hospitals include city and county hospitals, but not state hospitals).  
Acute Psychiatric hospitals include city and county hospitals, but not state hospitals. Also includes county-owned Psychiatric Health Facilities.)  
Population Data Source: U.S. Census Bureau

Updated 9/12/14

Contact:

**Sheree Kruckenberg**, VP Behavioral Health  
California Hospital Association  
1215 K St., Ste. 800 · Sacramento, CA 95814  
[skruckenberg@calhospital.org](mailto:skruckenberg@calhospital.org) (916) 552-7576

This document may be found on the CHA website at [www.calhospital.org/PsychBedData](http://www.calhospital.org/PsychBedData).



Psychiatric Inpatient Care Units and Freestanding Psychiatric Hospitals
2012 Comparative Data – Nation and California

Table with 7 columns: GACHs w/Psych, # Psych Beds, APHs & PHFs, # Psych Beds, Total Hospitals, Total Beds. Rows include Nation, 49 States, and California.

2012 Population Comparison

Table comparing population and psychiatric beds for Nation, 49 States, and California. Includes ratios like '1 psych bed for every 4950 people'.

Experts estimate a need for a minimum of 1 public psychiatric bed for every 2000 people for hospitalization for individuals with serious psychiatric disorders. \* This number is contingent upon the availability of appropriate outpatient services in the community. \*\*

1 General Acute Care Hospitals 2 Acute Psychiatric Hospitals 3 Psychiatric Health Facilities

Sources

National data: Health Forum, AHA Annual Survey of Hospitals
Hospitals with psychiatric or alcoholism/chemical dependency units are registered community hospitals that reported having such a unit for that year.

California data: OSHPD

General Acute Care Hospitals include city and county hospitals, but not state hospitals. Acute Psychiatric Hospitals include city and county hospitals, but not state hospitals.

49 State data: OSHPD data subtracted from AHA data. Includes the District of Columbia.

Population data: U.S. Census Bureau

\*Torrey, E. F., Entsminger, K., Geller, J., Stanley, J. and Jaffe, D. J. (2008). "The Shortage of Public Hospital Beds for Mentally Ill Persons."

\*\*Stetka, B. (2010). "US Psychiatric Resources: A Country in Crisis."

Contact: Sheree Kruckenberg, VP Behavioral Health · California Hospital Association
1215 K St., Ste. 800 · Sacramento, CA 95814 · (916) 552-7576 · skruckenberg@calhospital.org

Revised 9/4/14

### Acute Care Inpatient Psychiatric Bed Distribution

Not all beds are available to individuals on LPS involuntary holds. Does not include data from state-operated hospitals.

| County          | Adult | Child/Adol | Gero-Psych* | Psych IC** | Chem/Dep | PHF**** | Beds per 100k <sup>2</sup> | Population                 | County          |
|-----------------|-------|------------|-------------|------------|----------|---------|----------------------------|----------------------------|-----------------|
| Alameda         | 257   | 45         | 0           | 22         | 74       | 42      | 20.85                      | 1,553,960                  | Alameda         |
| Alpine          | 0     | 0          | 0           | 0          | 0        | 0       | 0.00                       | 1,138                      | Alpine          |
| Amador          | 0     | 0          | 0           | 0          | 0        | 0       | 0.00                       | 37,003                     | Amador          |
| Butte           | 46    | 0          | 0           | 0          | 0        | 16      | 20.81                      | 221,016                    | Butte           |
| Calaveras       | 0     | 0          | 0           | 0          | 0        | 0       | 0.00                       | 44,731                     | Calaveras       |
| Colusa          | 0     | 0          | 0           | 0          | 0        | 0       | 0.00                       | 21,355                     | Colusa          |
| Contra Costa    | 84    | 24         | 0           | 0          | 8        | 0       | 10.02                      | 1,078,257                  | Contra Costa    |
| Del Norte       | 0     | 0          | 0           | 0          | 0        | 0       | 0.00                       | 28,248                     | Del Norte       |
| El Dorado       | 10    | 0          | 0           | 0          | 0        | 10      | 5.54                       | 180,616                    | El Dorado       |
| Fresno          | 77    | 0          | 0           | 0          | 0        | 16      | 8.13                       | 947,581                    | Fresno          |
| Glenn           | 0     | 0          | 0           | 0          | 0        | 0       | 0.00                       | 27,957                     | Glenn           |
| Humboldt        | 16    | 0          | 0           | 0          | 0        | 16      | 11.89                      | 134,584                    | Humboldt        |
| Imperial        | 0     | 0          | 0           | 0          | 0        | 0       | 0.00                       | 176,768                    | Imperial        |
| Inyo            | 0     | 0          | 0           | 0          | 0        | 0       | 0.00                       | 18,441                     | Inyo            |
| Kern            | 154   | 0          | 0           | 0          | 0        | 30      | 18.00                      | 855,498                    | Kern            |
| Kings           | 0     | 0          | 0           | 0          | 0        | 0       | 0.00                       | 151,382                    | Kings           |
| Lake            | 0     | 0          | 0           | 0          | 0        | 0       | 0.00                       | 63,965                     | Lake            |
| Lassen          | 0     | 0          | 0           | 0          | 0        | 0       | 0.00                       | 33,657                     | Lassen          |
| Los Angeles     | 2041  | 237        | 0           | 86         | 389      | 32      | 23.75                      | 9,951,690                  | Los Angeles     |
| Madera          | 0     | 0          | 0           | 0          | 0        | 0       | 0.00                       | 152,235                    | Madera          |
| Marin           | 17    | 0          | 0           | 0          | 0        | 0       | 6.64                       | 255,841                    | Marin           |
| Mariposa        | 0     | 0          | 0           | 0          | 0        | 0       | 0.00                       | 17,888                     | Mariposa        |
| Mendocino       | 0     | 0          | 0           | 0          | 0        | 0       | 0.00                       | 87,373                     | Mendocino       |
| Merced          | 16    | 0          | 0           | 0          | 0        | 16      | 6.12                       | 261,632                    | Merced          |
| Modoc           | 0     | 0          | 0           | 0          | 0        | 0       | 0.00                       | 9,346                      | Modoc           |
| Mono            | 0     | 0          | 0           | 0          | 0        | 0       | 0.00                       | 14,349                     | Mono            |
| Monterey        | 40    | 0          | 0           | 0          | 0        | 0       | 9.39                       | 426,072                    | Monterey        |
| Napa            | 37    | 0          | 0           | 0          | 0        | 0       | 26.63                      | 138,916                    | Napa            |
| Nevada          | 0     | 0          | 0           | 0          | 0        | 0       | 0.00                       | 98,267                     | Nevada          |
| Orange          | 481   | 32         | 0           | 0          | 115      | 0       | 16.63                      | 3,085,355                  | Orange          |
| Placer          | 16    | 0          | 0           | 0          | 0        | 16      | 4.43                       | 361,420                    | Placer          |
| Plumas          | 0     | 0          | 0           | 0          | 0        | 0       | 0.00                       | 19,338                     | Plumas          |
| Riverside       | 183   | 12         | 0           | 9          | 131      | 16      | 9.01                       | 2,264,879                  | Riverside       |
| Sacramento      | 317   | 64         | 0           | 15         | 0        | 78      | 27.35                      | 1,448,053                  | Sacramento      |
| San Benito      | 0     | 0          | 0           | 0          | 0        | 0       | 0.00                       | 56,869                     | San Benito      |
| San Bernardino  | 304   | 76         | 0           | 0          | 38       | 0       | 18.29                      | 2,077,453                  | San Bernardino  |
| San Diego       | 523   | 76         | 0           | 152        | 95       | 0       | 23.65                      | 3,176,138                  | San Diego       |
| San Francisco   | 239   | 35         | 47          | 0          | 0        | 0       | 38.80                      | 827,420                    | San Francisco   |
| San Joaquin     | 44    | 0          | 0           | 0          | 7        | 16      | 6.28                       | 701,151                    | San Joaquin     |
| San Luis Obispo | 16    | 0          | 0           | 0          | 0        | 16      | 5.83                       | 274,622                    | San Luis Obispo |
| San Mateo       | 34    | 0          | 24          | 0          | 0        | 0       | 7.85                       | 738,681                    | San Mateo       |
| Santa Barbara   | 36    | 0          | 0           | 0          | 0        | 16      | 8.36                       | 430,426                    | Santa Barbara   |
| Santa Clara     | 166   | 0          | 0           | 0          | 0        | 40      | 9.04                       | 1,836,025                  | Santa Clara     |
| Santa Cruz      | 28    | 0          | 0           | 0          | 0        | 0       | 10.51                      | 266,508                    | Santa Cruz      |
| Shasta          | 0     | 0          | 0           | 0          | 0        | 0       | 0.00                       | 178,368                    | Shasta          |
| Sierra          | 0     | 0          | 0           | 0          | 0        | 0       | 0.00                       | 3,075                      | Sierra          |
| Siskiyou        | 0     | 0          | 0           | 0          | 0        | 0       | 0.00                       | 44,223                     | Siskiyou        |
| Solano          | 48    | 13         | 0           | 0          | 0        | 0       | 14.51                      | 420,335                    | Solano          |
| Sonoma          | 0     | 0          | 0           | 0          | 0        | 0       | 0.00                       | 490,596                    | Sonoma          |
| Stanislaus      | 67    | 0          | 0           | 0          | 0        | 0       | 12.85                      | 521,450                    | Stanislaus      |
| Sutter          | 16    | 0          | 0           | 16         | 0        | 32      | 33.81                      | 94,659                     | Sutter          |
| Tehama          | 0     | 0          | 0           | 0          | 0        | 0       | 0.00                       | 63,264                     | Tehama          |
| Trinity         | 0     | 0          | 0           | 0          | 0        | 0       | 0.00                       | 13,506                     | Trinity         |
| Tulare          | 63    | 0          | 0           | 0          | 0        | 0       | 13.97                      | 451,043                    | Tulare          |
| Tuolumne        | 0     | 0          | 0           | 0          | 0        | 0       | 0.00                       | 54,050                     | Tuolumne        |
| Ventura         | 126   | 34         | 0           | 0          | 0        | 0       | 19.18                      | 834,398                    | Ventura         |
| Yolo            | 20    | 0          | 0           | 0          | 0        | 0       | 9.81                       | 203,838                    | Yolo            |
| Yuba            | 0     | 0          | 0           | 0          | 0        | 0       | 0.00                       | 72,969                     | Yuba            |
| <b>TOTALS</b>   |       |            |             |            |          |         |                            |                            |                 |
| All Psych       | 6541  | 5522       | 648         | 71         | 300      | 857     | 408                        | Beds per 100k <sup>2</sup> | State           |
|                 |       |            |             |            |          |         |                            |                            | 37,999,878      |

27 Counties w/o Adult Beds (54% of state)

Sources: Population data from US Census Bureau

47 Counties w/o Child/Adolescent Beds (81% of state)

All other data from OSHPD 2012 reports

56 Counties w/o Gero-Psych (Long-Term Care) Beds (97% of state)

52 Counties w/o Psych Intensive Care Beds (90% of state)

50 Counties w/o Chemical Dependency Beds (86% of state)

**27 Counties Have ZERO Inpatient Psych Services (54% of state)**

<sup>1</sup> NOTE: PHF bed totals are included in their respective categories (e.g., adult, child/adolescent, etc.).

<sup>2</sup> NOTE: Beds per 100,000 residents goal is 50

\***Gero-Psych** - Medical care, nursing and auxiliary professional services and intensive supervision of the chronically mentally ill, mentally disordered or other mentally incompetent geriatric persons, rendered in the structured, secure, therapeutic milieu of a psychiatric long-term care program.

\*\***Psych IC** (Psychiatric Intensive Care) - Provides nursing care to psychiatric patients which is of a more intensive nature than the usual nursing care provided in Medical, Surgical, and Psychiatric Units.

\*\*\***PHF** (Psychiatric Health Facility) - Defined as a health facility, licensed by the State Department of Mental Health, that provides 24-hour inpatient care. This care includes, but is not limited to: psychiatry, clinical psychology, psychiatric nursing, social work, rehabilitation, drug administration, and appropriate food services for those persons whose physical health needs can be met in an affiliated hospital or in outpatient settings. (Health & Safety Code Section 1250.2)

Revised: 9/4/2014

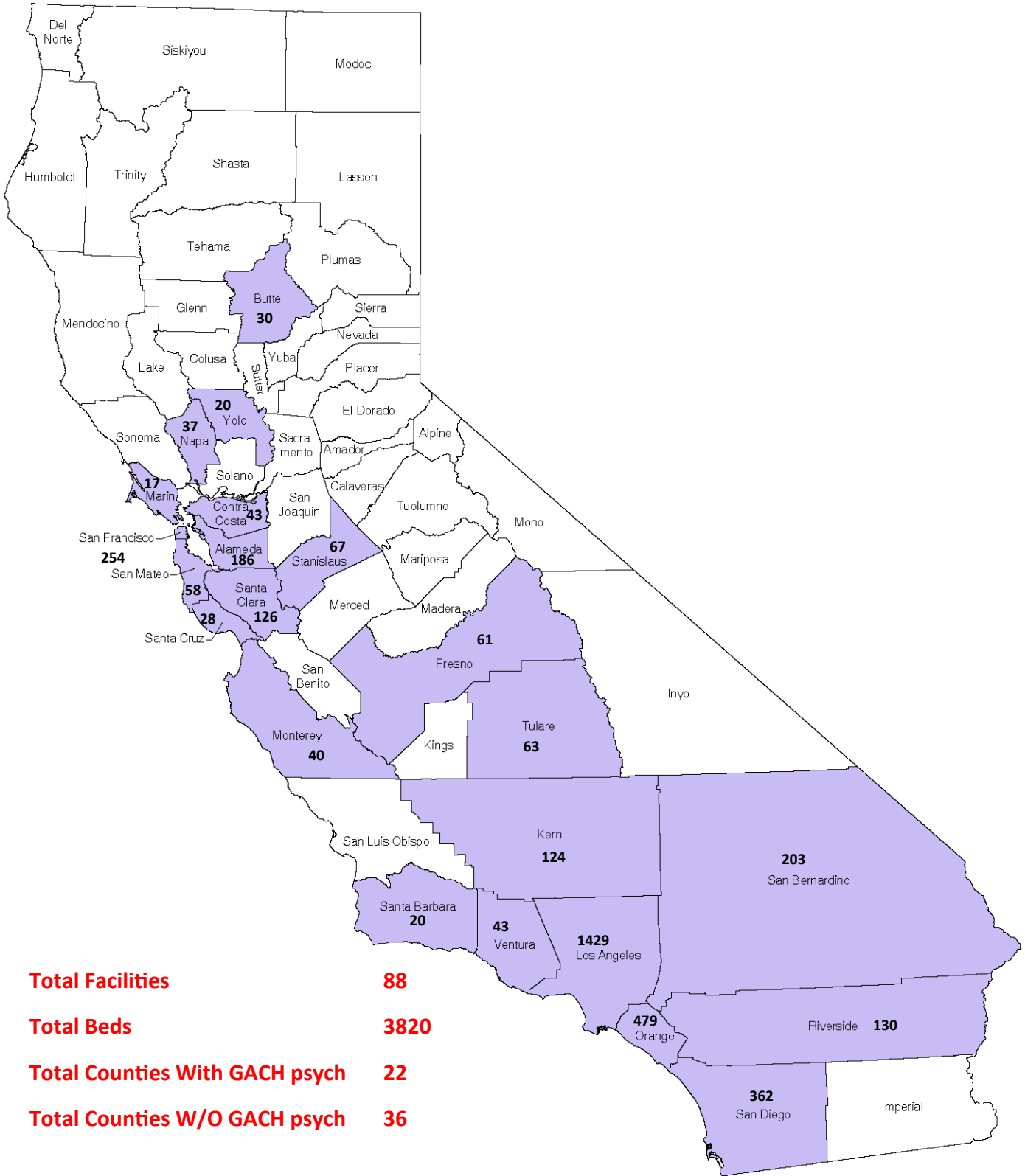
This document is available at: <http://www.calhospital.org/PsychBedData>

Contact:  
**Sheree Kruckenberg**, VP Behavioral Health  
California Hospital Association  
1215 K St., Ste. 800 - Sacramento, CA 95814  
(916) 552-7576  
[skruckenberg@calhospital.org](mailto:skruckenberg@calhospital.org)



## Acute Care Inpatient Psychiatric Bed Distribution

### Counties with Inpatient Psychiatric Beds in General Acute Care Hospitals (GACH)

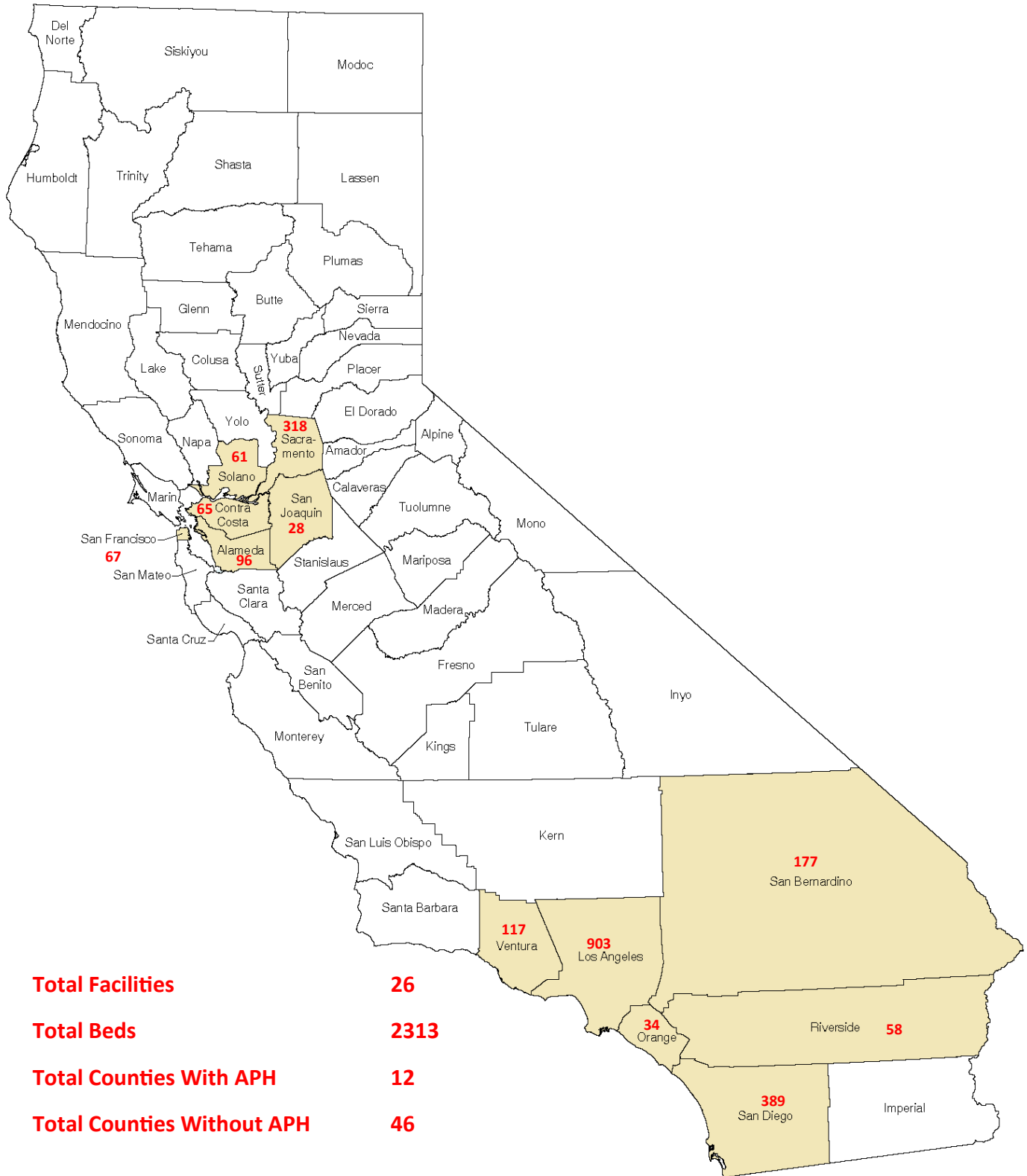


|                                       |             |
|---------------------------------------|-------------|
| <b>Total Facilities</b>               | <b>88</b>   |
| <b>Total Beds</b>                     | <b>3820</b> |
| <b>Total Counties With GACH psych</b> | <b>22</b>   |
| <b>Total Counties W/O GACH psych</b>  | <b>36</b>   |

Source: OSHPD 2012 data

Updated September 12, 2014

## Acute Care Inpatient Psychiatric Bed Distribution Counties with Acute Psychiatric Hospitals (APH)

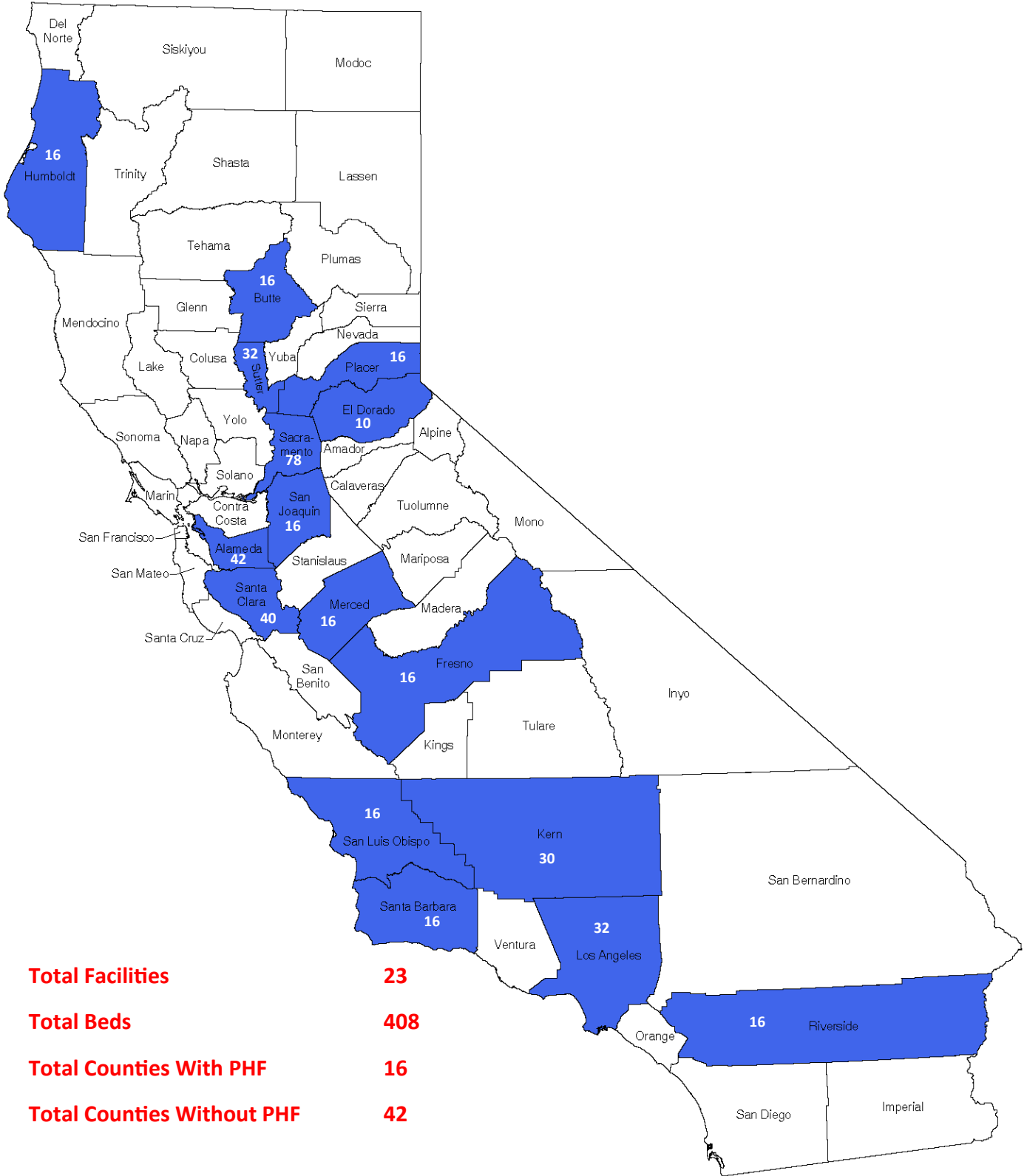


|                                   |             |
|-----------------------------------|-------------|
| <b>Total Facilities</b>           | <b>26</b>   |
| <b>Total Beds</b>                 | <b>2313</b> |
| <b>Total Counties With APH</b>    | <b>12</b>   |
| <b>Total Counties Without APH</b> | <b>46</b>   |

Source: OSHPD 2012 data

Updated September 12, 2014

## Acute Care Inpatient Psychiatric Bed Distribution Counties with Non-Hospital Psychiatric Health Facilities (PHF)



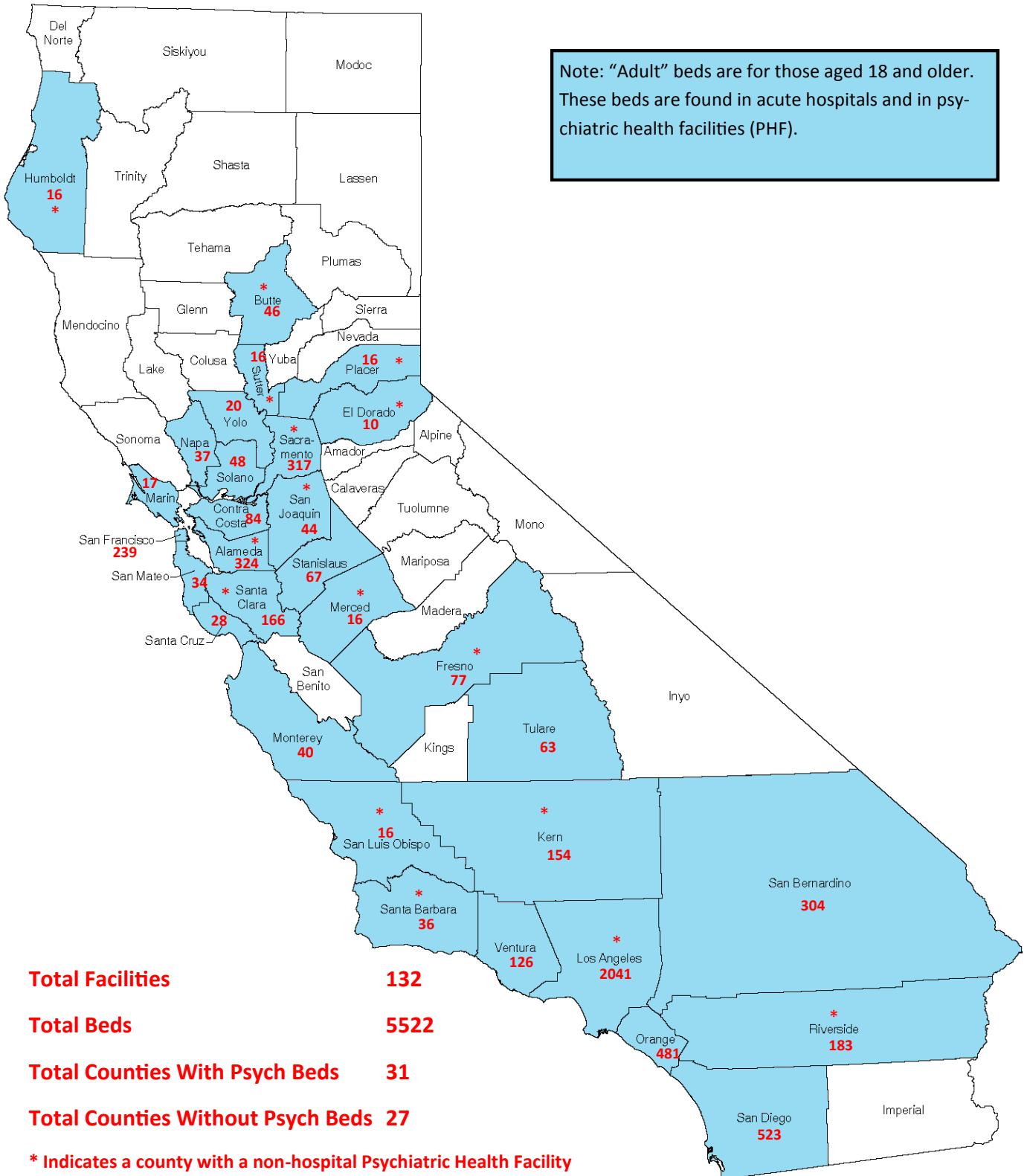
|                                   |            |
|-----------------------------------|------------|
| <b>Total Facilities</b>           | <b>23</b>  |
| <b>Total Beds</b>                 | <b>408</b> |
| <b>Total Counties With PHF</b>    | <b>16</b>  |
| <b>Total Counties Without PHF</b> | <b>42</b>  |

Source: OSHPD 2012 data  
Updated September 12, 2014



## Acute Care Inpatient Psychiatric Bed Distribution Counties with Adult Psychiatric Inpatient Beds

Note: "Adult" beds are for those aged 18 and older. These beds are found in acute hospitals and in psychiatric health facilities (PHF).

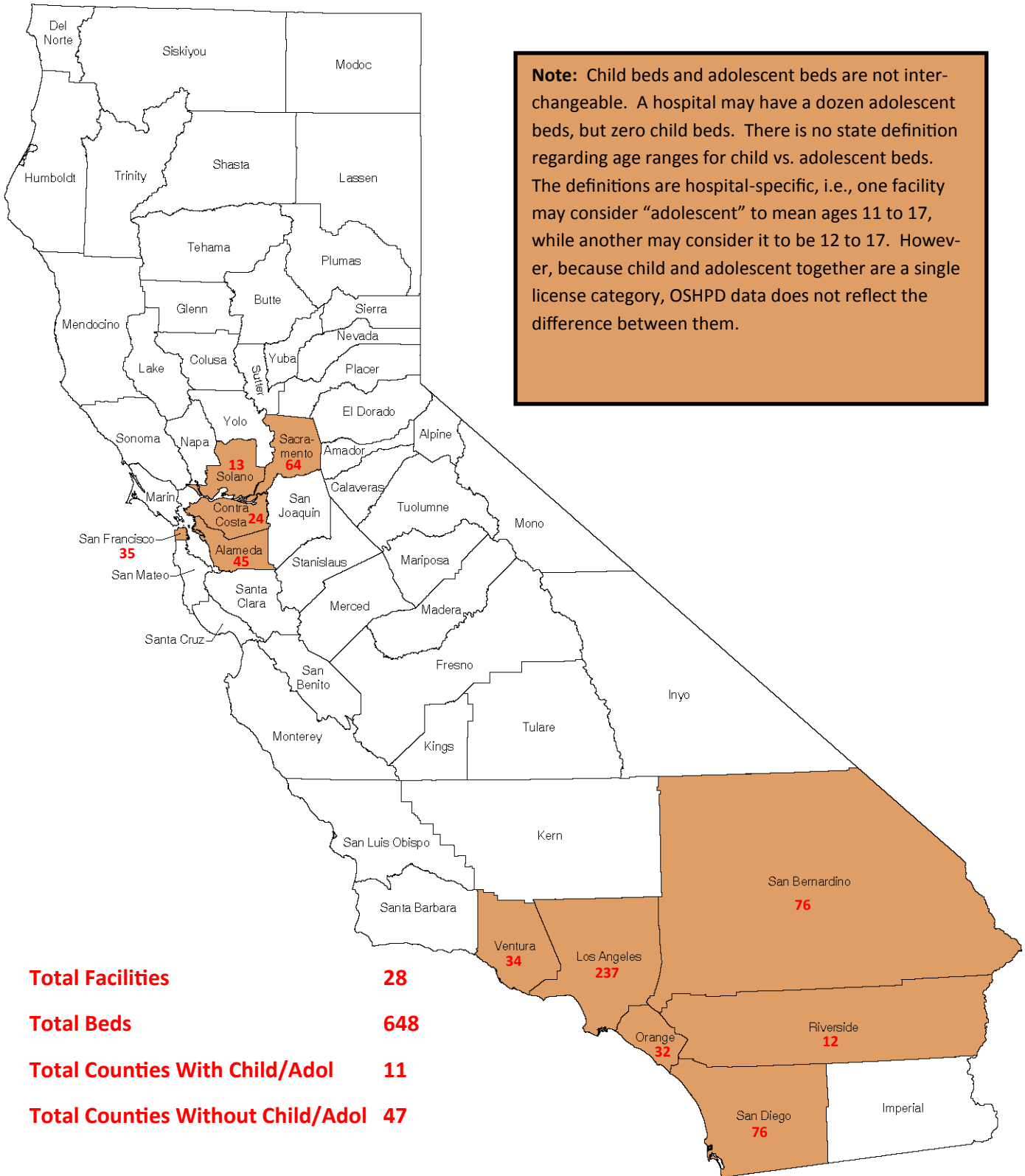


**Total Facilities 132**  
**Total Beds 5522**  
**Total Counties With Psych Beds 31**  
**Total Counties Without Psych Beds 27**

\* Indicates a county with a non-hospital Psychiatric Health Facility

Source: OSHPD 2012 data  
 Updated September 12, 2014

## Acute Care Inpatient Psychiatric Bed Distribution Counties with Child/Adolescent Inpatient Beds



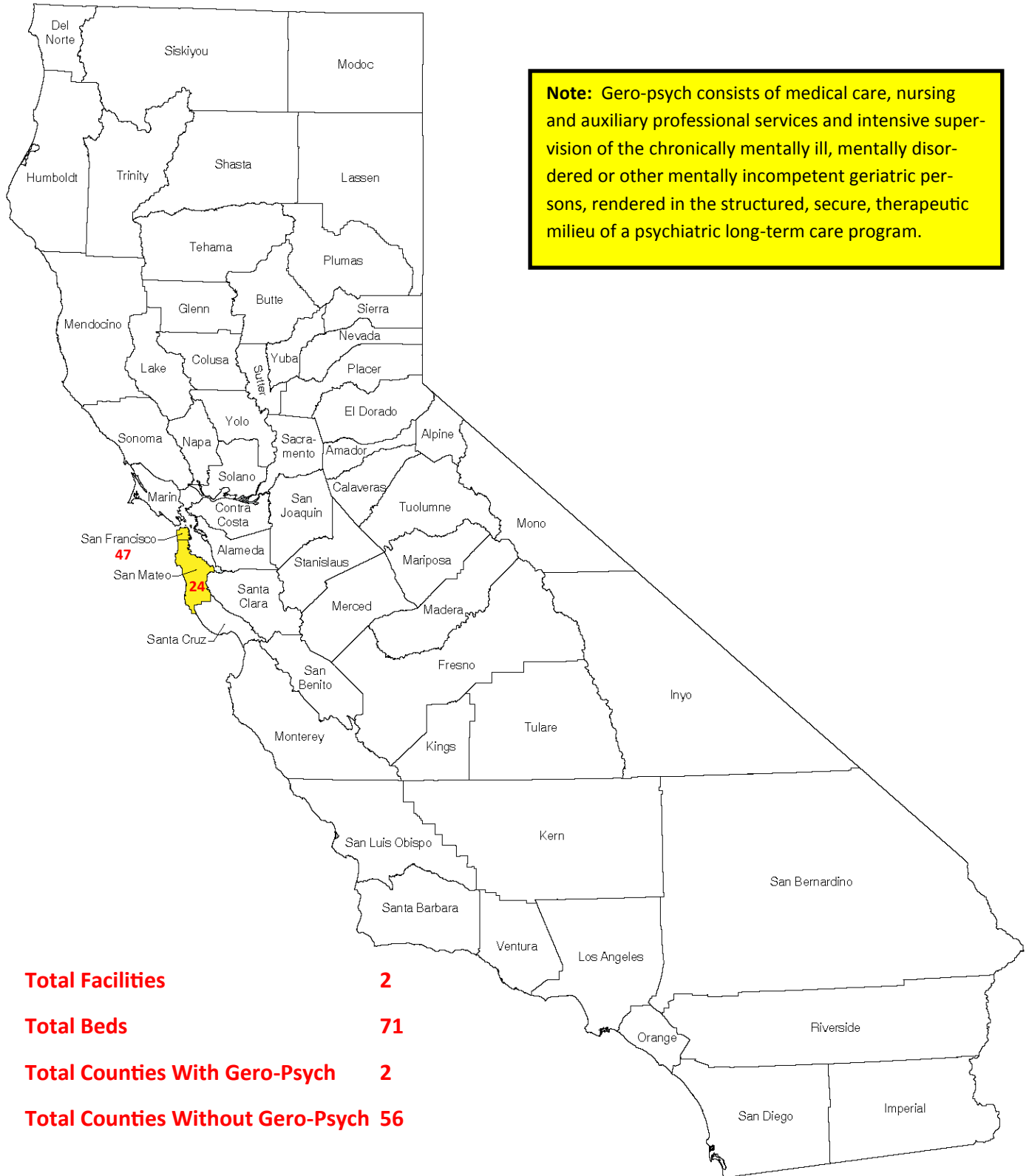
Source: OSHPD 2012 data

Updated September 12, 2014

## Acute Care Inpatient Psychiatric Bed Distribution

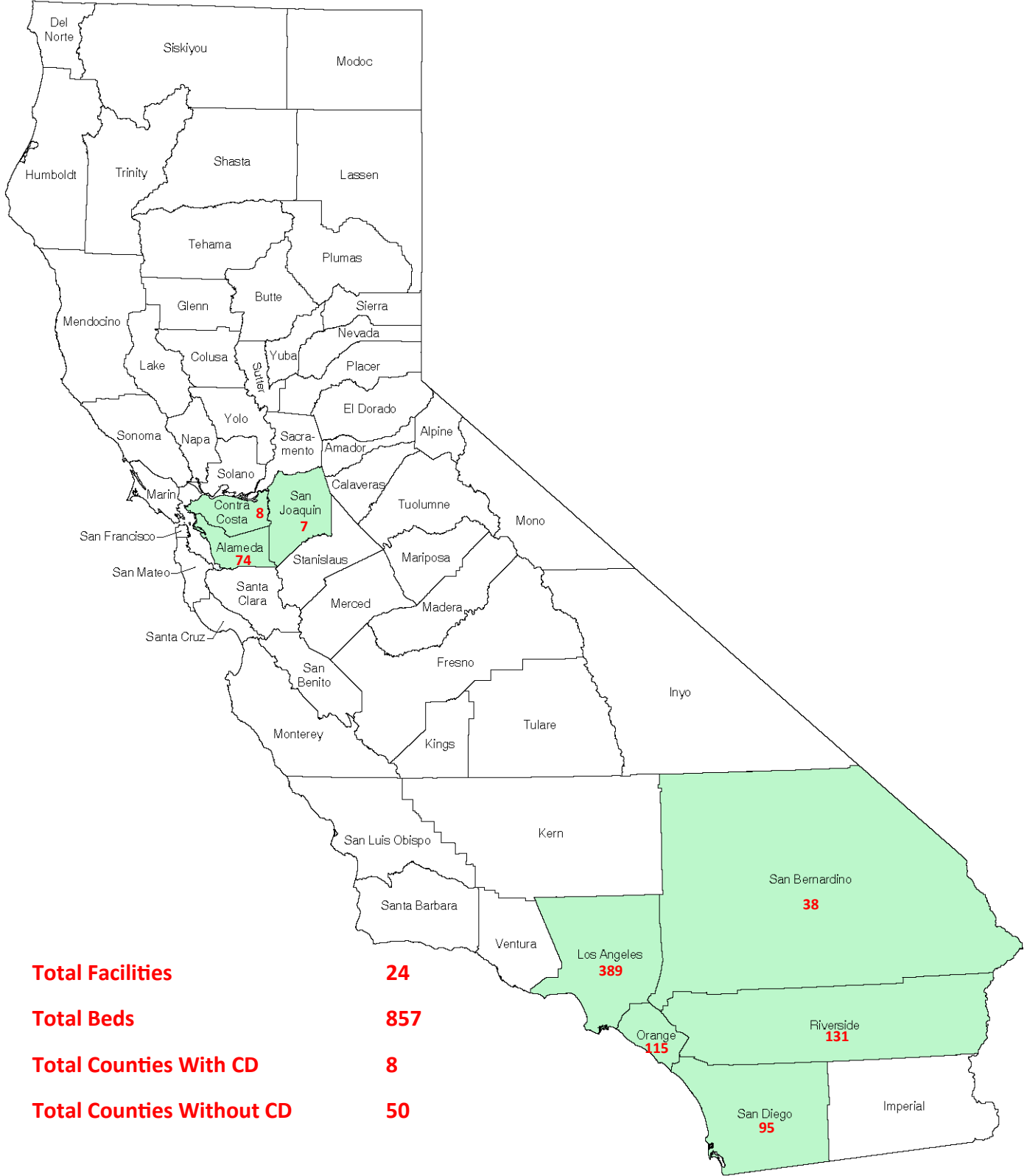
### Counties with Gero-Psych Inpatient Beds

**Note:** Gero-psych consists of medical care, nursing and auxiliary professional services and intensive supervision of the chronically mentally ill, mentally disordered or other mentally incompetent geriatric persons, rendered in the structured, secure, therapeutic milieu of a psychiatric long-term care program.



Source: OSHPD 2012 data  
 Updated September 12, 2014

## Acute Care Inpatient Psychiatric Bed Distribution Counties with Hospital-Based Chemical Dependency Beds



**Total Facilities** 24  
**Total Beds** 857  
**Total Counties With CD** 8  
**Total Counties Without CD** 50

Source: OSHPD 2012 data

Updated September 12, 2014