




# JUSTICE 4 ALL

## Income Tax Plan



# JUSTICE 4 ALL – Income Tax Plan



**Total Tax Deductions**

**\$998,150,000**

**Total Tax Increases**

**\$812,550,000**

**Total Net Deduction**


**\$177,600,000**



# JUSTICE 4 ALL – Income Tax Plan



<u>Governor Policy Change</u>	<u>Justice 4 All</u>	<u>Original</u>	<u>Difference</u>
Repeal Tax	\$ 2,071,300,000		
50% Reduction "earned" 33% Reduction "Other" ex INT,DIV,CG	\$ (938,150,000)	\$ (1,035,650,000)	\$ 97,500,000
Tax Rebate for Those Earning \$35,000 or Less	\$ (52,000,000)	\$ (52,000,000)	\$ -
Raise Rate by 1.9% to 7.9%	\$ 475,000,000	\$ 475,000,000	\$ -
Sales Tax Extension on Services et. al.	\$ 167,700,000	\$ 180,000,000	\$ (12,300,000)
No Tax on Lottery Tickets	0		
Consumption Tax on Luxury Items	\$ 20,000,000	\$ 20,000,000	\$ -
Severance Tax Improved Market-High Price Tier	\$ 36,150,000	\$ 42,000,000	\$ (5,850,000)
Cigarette Tax raised by \$1.05	\$ 70,000,000	\$ 70,000,000	\$ -
OTP Tax raised by 7.5% of wholesale price	\$ 8,200,000	\$ 8,200,000	\$ -
E-Cigarette - up 20 cents per milliliter	\$ 3,000,000	\$ 8,000,000	\$ (5,000,000)
Beer Barrel Tax Rate - No Change	0	\$ 26,000,000	\$ (26,000,000)
Wine Gallonage Tax - No Change	0	\$ 5,500,000	\$ (5,500,000)
Wholesale Mark-Up on Liquor - No Change	0	\$ 5,400,000	\$ (5,400,000)
Equivalents- Raise 2.4 cents per 16.9 fluid ounce	\$ 32,500,000	\$ 62,500,000	\$ (30,000,000)
Net Offsetting Taxes	\$ 812,550,000	\$ 902,600,000	\$ (90,050,000)
	\$ (177,600,000)	\$ (185,050,000)	\$ 7,450,000
Miscellaneous Senate /House Budget Cuts	\$ 25,000,000	\$ 25,000,000	
General Fund Payroll Reduction	\$ 10,000,000	\$ 10,000,000	
Assume 80% Spending of Income Tax Cut on Taxable Sales	\$ 62,600,000	\$ 67,600,000	
Growth Assumption	\$ 80,000,000	\$ 60,000,000	
	\$0	\$ (22,450,000)	\$ 7,450,000




# JUSTICE 4 ALL – Income Tax Plan



## New Tiered Severance Tax

	<u>Price Per Mcf</u>	<u>Tax Rate</u>
Natural Gas/ Wet Gas	Less Than \$0.80	4.0%
	\$0.80 to \$2.99	5.0%
	\$3.00 to \$4.99	6.0%
	\$5.00 to \$5.99	6.5%
	\$6.00 or More	7.0%
	<u>Price Per Barrel</u>	<u>Tax Rate</u>
Oil	Less Than \$20.00	4.0%
	\$20.00 to \$69.99	5.0%
	\$70.00 to \$89.99	6.0%
	\$90.00 to \$109.99	6.5%
	\$110.00 or More	7.0%
	<u>Price Per Ton</u>	<u>Tax Rate</u>
< 37" Thin Seam Coal	Less Than \$65.00	0.75%
	\$65.00 to \$114.99	1.0%
	\$115.00 to \$134.99	1.5%
	\$135.00 to \$164.99	2.0%
	\$165.00 to \$199.99	3.0%
	\$200 or More	4.0%

37" to < 45" Thin Seam Coal	<u>Price Per Ton</u>	<u>Tax Rate</u>
	Less Than \$65.00	1.5%
	\$65.00 to \$114.99	2.0%
	\$115.00 to \$134.99	2.5%
	\$135.00 to \$164.99	3.0%
	\$165.00 to \$199.99	4.0%
	\$200 or More	5.0%
	<u>Price Per Ton</u>	<u>Tax Rate</u>
Met Coal & Other	Less Than \$65.00	4.0%
	\$65.00 to \$114.99	5.0%
	\$115.00 to \$134.99	5.5%
	\$135.00 to \$164.99	6.0%
	\$165.00 to \$199.99	6.5%
	\$200 or More	7.0%
	<u>Price Per Ton</u>	<u>Tax Rate</u>
Steam Coal	Less Than \$35.00	2.0%
	\$35.00 to \$59.99	3.0%
	\$60.00 to \$69.99	3.5%
	\$70.00 to \$84.99	4.0%
	\$85.00 to \$99.99	5.0%
	\$100.00 to \$119.99	6.0%
	\$120 or More	7.0%



# JUSTICE 4 ALL – Income Tax Plan




## Tax Changes (No Tobacco Taxes)

Household Income	Family Size	Current PIT	Reduced PIT	Decrease in PIT	Increased CST Tax Rate 7.9%	Increased Soft Drinks Tax to 3 cents	Rebate	Change
10,000	1	0	0	0	79	6	350	265
15,000	1	336	168	168	83	6	200	279
20,000	2	540	270	270	166	13	200	292
25,000	2	740	370	370	166	13	100	292
30,000	3	860	430	430	186	19	100	324
35,000	3	1,060	540	520	186	19	50	364
40,000	3	1,305	653	653	224	19	0	409
50,000	3	1,815	908	908	250	19	0	638
60,000	3	2,415	1,208	1,208	250	19	0	938
70,000	3	3,035	1,518	1,518	306	19	0	1,192
80,000	3	3,685	1,843	1,843	306	19	0	1,517
90,000	3	4,335	2,168	2,168	306	19	0	1,842
100,000	3	4,985	2,493	2,493	391	19	0	2,082

4/5/2021

1:00:00 PM



# JUSTICE 4 ALL – Income Tax Plan



Household Income	Family Size	Current PIT	Reduced PIT	Decrease in PIT	Tax Changes					
					Increased CST Tax Rate 7.9%	Increase for Tobacco Products	Increased Soft Drinks Tax to 3 cents	Rebate	Change	
10,000	1	0	0	0	79	46	6	350	219	
15,000	1	336	168	168	83	56	6	200	223	
20,000	2	540	270	270	166	66	13	200	226	
25,000	2	740	370	370	166	61	13	100	231	
30,000	3	860	430	430	186	79	19	100	245	
35,000	3	1,060	540	520	186	79	19	50	285	
40,000	3	1,305	653	653	224	81	19	0	328	
50,000	3	1,815	908	908	250	88	19	0	549	
60,000	3	2,415	1,208	1,208	250	88	19	0	849	
70,000	3	3,035	1,518	1,518	306	96	19	0	1,096	
80,000	3	3,685	1,843	1,843	306	96	19	0	1,421	
90,000	3	4,335	2,168	2,168	306	96	19	0	1,746	
100,000	3	4,985	2,493	2,493	391	75	19	0	2,007	

4/5/2021  
1:00:00 PM

