

International Travel and Migration: January 2016

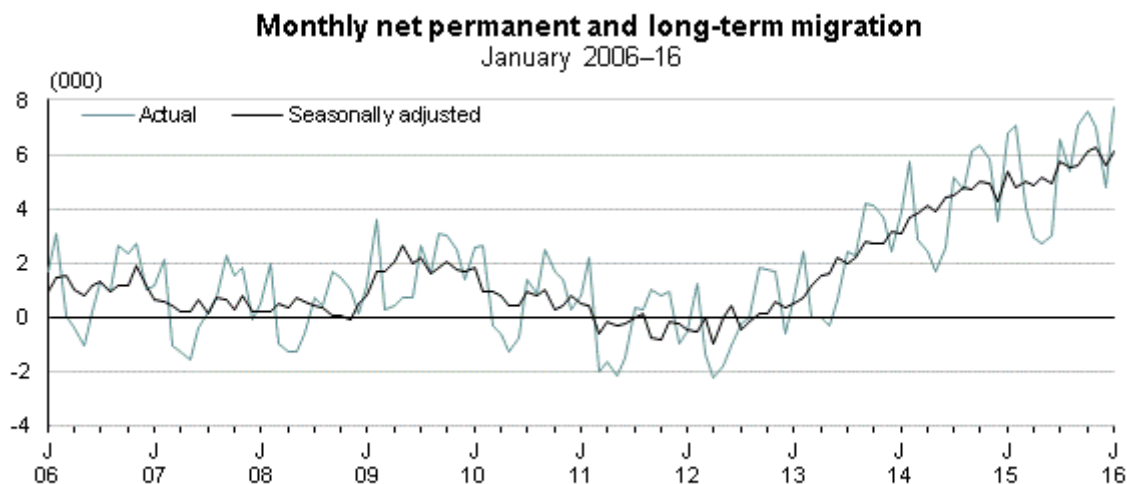
Embargoed until 10:45am – 25 February 2016

Key facts

In January 2016 compared with January 2015:

- Visitor arrivals (343,400) were up 41,000. The biggest changes were in arrivals from:
 - China (up 15,200)
 - the United States (up 4,400)
 - the United Kingdom (up 3,600)
 - Australia (up 3,300)
 - Korea (up 2,600)
- Overseas trips by New Zealand residents (145,700) were up 11,900. The biggest changes were in departures to:
 - Australia (up 3,000)
 - China (up 2,400)

In January 2016, seasonally adjusted figures showed a net gain of 6,100 migrants.



Source: Statistics New Zealand

See the [commentary](#) and [tables](#) for more information, including annual results.

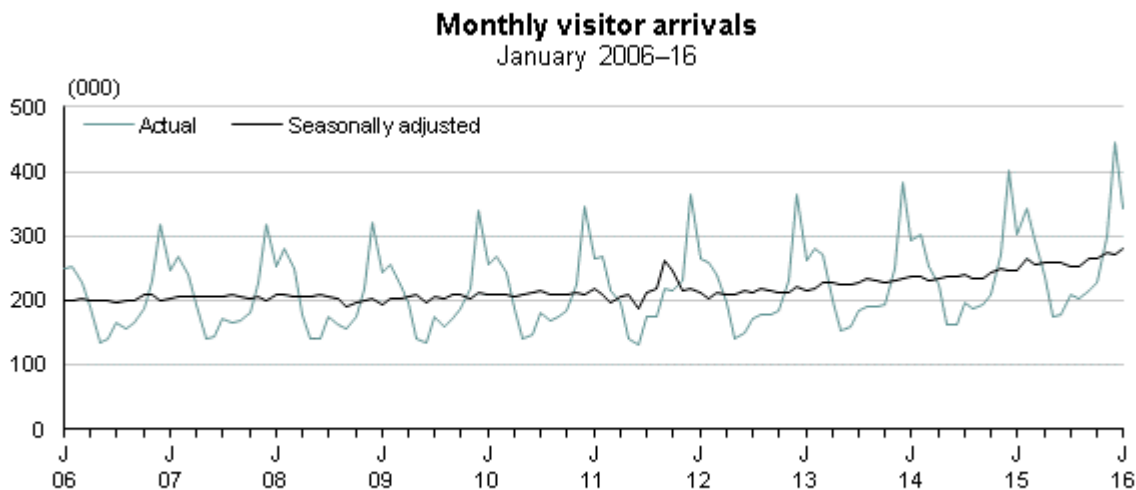
Liz MacPherson, Government Statistician
ISSN 1179-0407
25 February 2016

Commentary

- Chinese New Year helps drive highest visitor arrivals for a January month
- Annual visitor arrivals reach record 3.17 million
- More New Zealand resident departures to Australia and China
- Record-breaking run for annual New Zealand resident departures continues
- Net gain of 6,100 migrants in January 2016
- Annual net gain of migrants continues to rise

Chinese New Year helps drive highest visitor arrivals for a January month

Overseas visitor arrivals to New Zealand numbered 343,400 in January 2016, the highest in a January month. They were up 41,000 (14 percent) from January 2015.



Source: Statistics New Zealand

Visitor arrivals by country of residence

The biggest changes in visitors by country of residence between January 2015 and 2016 were in arrivals from:

- China (up 15,200 to 40,800)
- the United States (up 4,400 to 29,000)
- the United Kingdom (up 3,600 to 35,200)
- Australia (up 3,300 to 122,600).

Visitors arriving from China were the highest for a January month, up 59 percent from January 2015. Most of the increase was over the last week of January, in the lead-up to the Chinese New Year – a popular time for travel. This year, Chinese New Year occurred in early February, compared with mid-February last year.

Visitor arrivals by travel purpose

The biggest changes in visitors by travel purpose between January 2015 and 2016 were in arrivals for:

- holidays (up 32,600 to 195,000)
- visiting friends and relatives (up 6,900 to 98,100).

More holiday arrivals from China (up 12,800) helped drive a 20 percent increase in holidaymakers. An increase in holidaymakers was also seen from Australia, the United States, Korea, the United Kingdom, and Germany.

The change in visits to friends and relatives was driven by an increase in arrivals from China (up 1,400), the United Kingdom (up 1,100), the United States (up 1,100), and Australia (up 1,000).

Annual visitor arrivals reach record 3.17 million

Visitor arrivals to New Zealand numbered 3.17 million in the January 2016 year, the highest-ever annual total. This was 11 percent higher than in the January 2015 year (up 305,600).

The biggest changes in visitors by country of residence between the years ended January 2015 and 2016 were in arrivals from:

- China (up 110,700 to 371,100)
- Australia (up 72,500 to 1.33 million)
- the United States (up 26,000 to 247,500).

Half of visitor arrivals in the January 2016 year were in New Zealand on holiday (1.60 million arrivals). Visiting friends and relatives (958,400) accounted for 30 percent of all visitor arrivals.

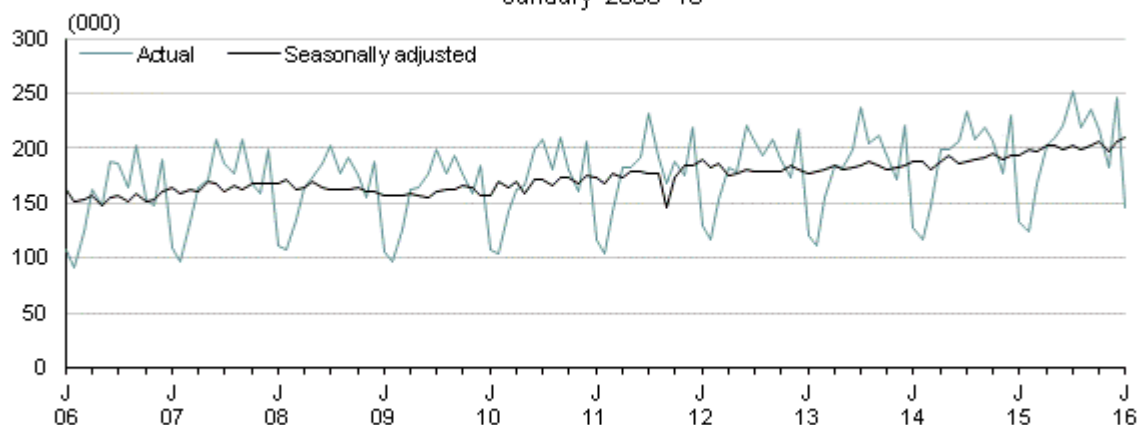
For more detailed data about visitor arrivals, see the Excel tables in the 'Downloads' box.

More New Zealand resident departures to Australia and China

New Zealand-resident travellers departed on 145,700 overseas trips in January 2016, up 9 percent from January 2015. This was the highest number of departures for a January month.

Monthly overseas trips by New Zealand residents

January 2006–16



Source: Statistics New Zealand

Overseas trips by country of main destination

The biggest changes in overseas trips by country of main destination (where the person will spend most time) between January 2015 and 2016 were in trips to:

- Australia (up 3,000 to 70,400)
- China (up 2,400 to 7,400)
- Cook Islands (up 1,000 to 4,400).

Holidaying was the reason for 41 percent of the overseas trips by New Zealand residents in January 2016, while visiting friends and relatives was the reason for 39 percent of trips, and 12 percent for business trips.

Record-breaking run for annual New Zealand resident departures continues

New Zealand residents departed on 2.42 million overseas trips in the January 2016 year, the highest-ever annual total. This was up 141,300 (6 percent) from the January 2015 year.

The biggest changes in New Zealand resident departures by country of main destination between the years ended January 2015 and 2016 were in departures for:

- Australia (up 47,400 to 1.14 million)
- Fiji (up 15,100 to 146,600)
- China (up 12,600 to 88,400)
- the United Kingdom (up 10,100 to 112,100).
- the United States (up 10,000 to 176,500)

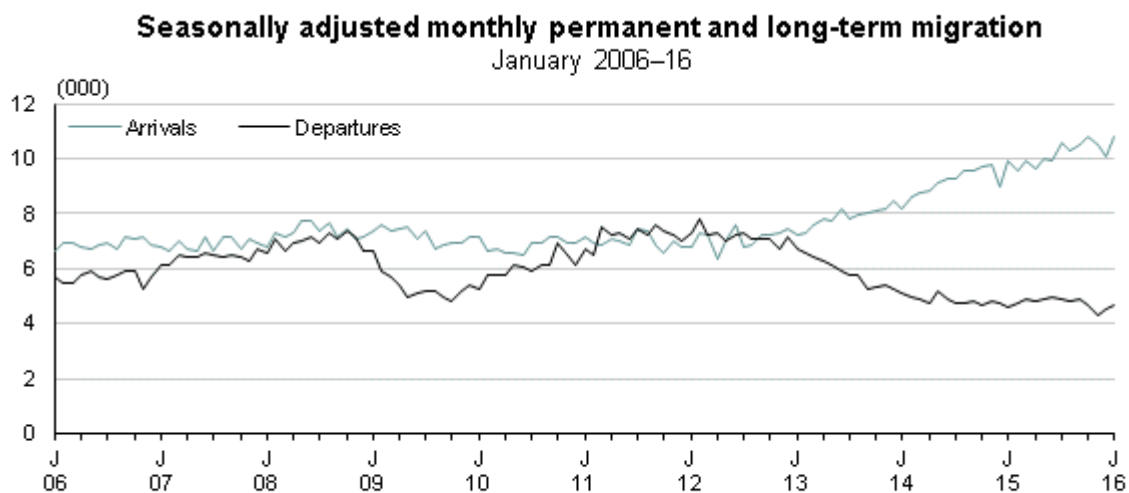
The number of annual trips by New Zealand residents to Australia in the January 2016 year was the highest-ever, up 4 percent from the January 2015 year.

For more detailed data on overseas trips by New Zealand residents, see the Excel tables in the 'Downloads' box.

Net gain of 6,100 migrants in January 2016

Seasonally adjusted permanent and long-term (PLT) migration figures showed a net gain (more arrivals than departures) of 6,100 migrants in January 2016, slightly higher than the average number of migrants per month in the last six months (5,900).

January 2016 had a seasonally adjusted net gain of 300 migrants from Australia, the 10th month in a row to show a net gain. Before April 2015, the last net gain in migrants from Australia had been over 20 years ago (in June 1991).



Source: Statistics New Zealand

Annual net gain of migrants continues to rise

Unadjusted figures showed a record net gain of 65,900 migrants in the January 2016 year. The annual gain in migrants has set new records for the last 18 months. Before the August 2014 year (43,500), the highest annual net gain in migrants was 42,500 in the May 2003 year.

The increase in net gain of migrants in the January 2016 year was driven by migrant arrivals. Migrant arrivals (123,000) continued to reach new highs, up 10 percent from the January 2015 year. In comparison, migrant departures (57,100) were down just 1 percent.

PLT migration by country of residence

The increase in migrant arrivals between the two January years was led by:

- India (up 2,200 to 14,200)
- Australia (up 2,000 to 25,700)
- China (up 1,400 to 11,300)
- the Philippines (up 1,400 to 5,400).

The increase in arrivals from Australia was for both New Zealand citizens and non-New Zealand citizens. The median age of migrants arriving from Australia was 28 years, compared with 25 years for all other migrant arrivals.

The fall in migrant departures was due to fewer New Zealanders leaving for Australia. Departures of New Zealanders to Australia fell by 2,100 (8 percent) in the January 2016 year (to 24,400). This was partly offset by 1,200 more departures to the United Kingdom (up 14 percent).

Annual net gains from Australia continued to increase, reaching 1,300 migrants in the January 2016 year and breaking past the 1,000 mark for the first time since the October 1991 year. This is the fourth month in a row to show an annual net gain of migrants from Australia.

New Zealand also recorded net gains of migrants from most other countries in the January 2016 year, led by:

- India (13,000)
- China (9,100)
- the Philippines (5,100)
- the United Kingdom (3,700).

PLT migrant arrivals by visa type

The biggest changes in migrant arrivals by visa type between the January 2015 and 2016 years were:

- work visas (up 4,400 to 38,200)
- student visas (up 4,000 to 27,900)
- New Zealand and Australian citizens (up 2,000 to 36,200).

Migrants arriving on work visas in the January 2016 year made up 31 percent of all arrivals. These were mostly from the United Kingdom, France, Germany, and Australia. Arrivals on work visas increased 13 percent from the January 2015 year. Arrivals on work visas include working holidaymakers.

Most student arrivals were from India (10,600), up 17 percent from the January 2015 year. China (5,500) and the Philippines (2,200) were the next largest sources of student arrivals.

Migrants arriving on resident visas numbered 14,100. Most migrants gain New Zealand residence after, rather than before, arrival. Many arrive on temporary visas (eg work, student) and transfer to a residence visa after spending time in New Zealand.

PLT migration by New Zealand region

All regions had a net gain of international migrants in the January 2016 year, led by Auckland (30,400) and Canterbury (6,900). The next-biggest net gains of migrants were in Waikato (2,600), Wellington (2,500), and Bay of Plenty (2,200).

The Auckland region saw 51,800 migrant arrivals in the January 2016 year, up 12 percent from the previous year. Just over half of all arrivals who stated an address on their arrival card indicated they would reside in Auckland. Of those who stated an address on their departure card, 42 percent were migrating from the Auckland region. In comparison, the Auckland region is home to 34 percent of New Zealand's population (at 30 June 2015).

For more detailed data about permanent and long-term migration, see the Excel tables in the 'Downloads' box.

Definitions

About the international travel and migration statistics

International travel and migration statistics count passengers arriving into and departing from New Zealand. Passengers are split into one of three passenger types: overseas visitors, New Zealand-resident travellers, and permanent and long-term migrants.

Arrivals and departures of overseas visitors and New Zealand-resident travellers are key indicators of tourism and travel. Permanent and long-term migration is a component of New Zealand's population change, along with births and deaths. Migration affects the composition of the population as well as population size.

More definitions

Citizenship: determined from the country that issued the passport the person uses when arriving or departing. A person may hold passports from more than one country.

Country of main destination: the country where a New Zealand-resident traveller will spend the most time while overseas. Departure cards do not ask travellers which other countries they intend to visit on the same trip.

Country of residence: the country where the person last lived or will next live for 12 months or more.

Migrant: see [Permanent and long-term arrivals and departures](#).

New Zealand region: the area in New Zealand containing the residential or contact address stated on a passenger's arrival or departure card. Regional council areas are approximated by grouping territorial authority (city and district council) areas. Where a territorial authority area is split across regional council areas, it is fully included in the region that most of its population lives in.

New Zealand-resident travellers: people who live in New Zealand and are travelling overseas for less than 12 months.

Overseas visitors: people who live overseas and are visiting New Zealand for less than 12 months.

Passenger type: each passenger is classed as an overseas visitor, a New Zealand-resident traveller, or a permanent and long-term migrant. Passenger type is not related to legal permanent residence in a country or the visa type a person holds. It is based on the time spent in and out of New Zealand. This is primarily determined from responses on the arrival and departure cards to questions about how long the person is in or away from New Zealand, and where they are living for 12 months or more.

Permanent and long-term arrivals (migrant arrivals): people from overseas arriving to live in New Zealand for 12 months or more (including permanently), and New Zealanders returning after an absence of 12 months or more overseas.

Permanent and long-term departures (migrant departures): New Zealanders departing for an absence of 12 months or more (including permanently), and migrants leaving after a stay of 12 months or more in New Zealand.

Travel purpose: the main purpose for the visit to New Zealand or trip overseas. Categories are holiday, visiting friends and relatives, business, conferences and conventions, education, and other.

Visa type: the type of immigration visa held or granted on arrival in New Zealand. People may change their visa type later while still in New Zealand.

Related links

Next release

International Travel and Migration: February 2016 will be released on 21 March 2016.

[Subscribe to information releases](#), including this one, by completing the online subscription form. You can also subscribe to receive International Visitor Arrivals to New Zealand, and our weekly provisional international travel statistics.

[The release calendar](#) lists all information releases by date of release.

Past releases

[International Travel and Migration](#) has links to past releases.

Related information

Information about international travel

[International Visitor Arrivals to New Zealand](#) contains detailed tables about the number and characteristics of visitor arrivals. It is released two working days after each International Travel and Migration information release.

[Provisional international travel statistics](#) provide the latest weekly and four-weekly figures for visitor arrivals and New Zealand-resident traveller departures, including figures for 10 major source and destination countries. These are released weekly, usually at 2pm on a Friday.

[International travel and migration articles](#) are occasional publications that provide analyses of selected topics.

Statistics NZ's [Tourism](#) web page lists tourism-related data sources, such as the Accommodation Survey and the Tourism Satellite Account.

[Tourism research and data](#) from the Ministry of Business, Innovation and Employment includes results from the International Visitor Survey, Domestic Travel Survey, and tourism forecasts.

[Tourism New Zealand](#) provides guides to New Zealand's key tourism markets, which include the outlook for future months.

[Cruise New Zealand data](#) has figures on cruise ship visits and cruise passengers. This includes passengers considered to be 'in transit' by the Immigration Act 2009, who are not included in international travel and migration statistics.

Information about international migration

[International travel and migration articles](#) are occasional publications that provide analyses of selected topics.

Statistics NZ's Migration web page lists migration-related data sources, such as the Longitudinal Immigration Survey.

Labour and Immigration Research Centre, part of the Ministry of Business, Innovation and Employment, publishes research reports and information about the immigration research programme.

Immigration New Zealand statistics include application and approval numbers for the main immigration visa types.

Data quality

General information

- [Data source](#)
- [Accuracy of the data](#)
- [Interpreting the data](#)
- [Timing of published data](#)
- [Confidentiality](#)
- [More information](#)

General information

Data source

International travel and migration statistics are based on electronic arrival and departure records for each international passenger, supplied to Statistics NZ by the New Zealand Customs Service. These electronic records include flight and passport details, such as date of travel, date of birth, sex, and country of citizenship.

The New Zealand Customs Service also supplies Statistics NZ with arrival and departure cards completed by passengers. Statistics NZ captures additional detail such as country of residence and travel purpose from these cards, and adds it to the information from electronic records.

Immigration New Zealand owns the arrival and departure cards, which are used to administer numerous New Zealand laws in addition to producing statistics. Statistics NZ only captures information from the cards for statistical purposes, and passes the cards to Immigration New Zealand after it has captured the data.

See the [arrival card](#) (PDF, 84kb). See the [departure card](#). These are for reference only.

Accuracy of the data

Data collection

Statistics NZ scans every arrival and departure card, and uses image recognition technology to automatically recognise and code responses. Processing staff then manually capture any required information not captured automatically – as automated software cannot clearly recognise every response.

The imaging system automatically determines all of the information required for around 9 in every 10 cards, meaning about 1 million records are completed manually each year.

Some response fields are required from every card. These include passport number and birth date, which are used to match each card with the corresponding electronic record containing flight and passport details. Some fields are only required for certain passenger types, or for a sample of passengers.

Changes in recorded passenger intentions

Statistics NZ processes all arrivals and departures and allocates them to one of three passenger types: overseas visitors, New Zealand-resident travellers, and permanent and long-term migrants.

A person may change their intentions after their arrival or departure, which may mean the recorded passenger type becomes incorrect. Statistics NZ does not revise published statistics for such changes, but advises that the published figures remain a good indicator of trends in permanent and long-term migration.

The [Alternative methods for measuring permanent and long-term migration](#) article has more detail about the effect of intention changes.

Sampling

Some fields are only collected for a sample of passengers. Data from the sample is used to estimate the characteristics of the full population. This still provides a good picture of the characteristics of travellers, while greatly decreasing the time and cost of capturing the data.

All figures for permanent and long-term migrants are actual counts (not derived from a sample). Arrival and departure totals for overseas visitors and New Zealand-resident travellers are also actual counts. More detailed data for overseas visitors and New Zealand-resident travellers, such as figures by country or travel purpose, are derived from a sample.

The sample ratios currently used are:

- overseas visitor arrivals: 1 in 16
- overseas visitor departures: 1 in 26
- New Zealand-resident traveller arrivals: 1 in 26
- New Zealand-resident traveller departures: 1 in 20.

Figures derived from a sample may contain sample error (a difference from the actual figure). Small numbers are more likely to contain a large sample error as a percentage of the actual figure, and should be used with caution.

Seasonally adjusted and trend series

The purpose of seasonally adjusting a time series is to measure and remove the varying seasonal components in the series (for example, there are more visitor arrivals during the New Zealand summer, due to the warmer weather and longer daylight hours). This makes the data for adjacent periods more comparable.

The seasonal adjustment process for international travel and migration statistics uses Statistics NZ's standard seasonal adjustment package, X-13ARIMA-SEATS, with enhancements that allow Statistics NZ to specify and adjust additional calendar effects. These include the number and type of trading days in the month (as more people generally arrive and depart on Friday, Saturday, and Sunday), and holiday periods, which have important effects on travel but can occur in different months each year (eg Easter can be in March or April).

Both monthly and quarterly seasonally adjusted series are available. The quarterly series are adjusted independently of the adjustments made to the monthly series. Hence, quarterly figures may not equal the sum of monthly seasonally adjusted figures.

Seasonally adjusted and trend data back to January 1996 is subject to revision each period. The size of these revisions is expected to be minimal, with the largest revisions occurring in the periods immediately before the current month or quarter. Data before January 1996 is not revised. This cut-off is used because of the change to a four-term school year in 1996, which resulted in changes to the seasonal patterns of the New Zealand-resident traveller series.

Interpreting the data

Passenger counts

The statistics in this release relate to the number of passenger movements to and from New Zealand, rather than to the number of people – that is, the multiple movements of individual people during a given reference period are each counted separately. For example, a New Zealand resident making five business trips overseas within a year would be counted as five arrivals and five departures.

Timing of published data

Final international travel and migration statistics: released approximately three weeks after the end of the reference month. This delay is longer for December and January data due to the peak travel period coinciding with the Christmas and New Year holidays.

New Zealand and overseas port data: becomes available two working days after the international travel and migration release.

Provisional international travel statistics: normally released at 2pm every Friday on the [Provisional international travel statistics](#) web page. These show the latest weekly and four-weekly figures for visitor arrivals and New Zealand-resident traveller departures, including figures for 10 major source and destination countries. No further data is available until the monthly release of final statistics.

Confidentiality

Statistics NZ releases statistics derived from arriving and departing passenger records. It does not release the records of individual passengers.

More information

[International travel and migration](#) in DataInfo+ has more information. [DataInfo+](#) is the main source of information about our statistical activities and data.

Statistics in this release have been produced in accordance with the [Official Statistics System principles and protocols for producers of Tier 1 statistics](#) for quality. They conform to the Statistics NZ Methodological Standard for Reporting of Data Quality.

Liability

While all care and diligence has been used in processing, analysing, and extracting data and information in this publication, Statistics NZ gives no warranty it is error-free and will not be liable for any loss or damage suffered by the use directly, or indirectly, of the information in this publication.

Timing

Our information releases are delivered electronically by third parties. Delivery may be delayed by circumstances outside our control. Statistics NZ does not accept responsibility for any such delay.

Crown copyright©



This work is licensed under the [Creative Commons Attribution 4.0 International licence](#). You are free to copy, distribute, and adapt the work, as long as you attribute the work to Statistics NZ and abide by the other licence terms. Please note you may not use any departmental or governmental emblem, logo, or coat of arms in any way that infringes any provision of the [Flags, Emblems, and Names Protection Act 1981](#). Use the wording 'Statistics New Zealand' in your attribution, not the Statistics NZ logo.

Contacts

For media enquiries contact:

Melissa McKenzie

Christchurch 03 964 8700

Email: info@stats.govt.nz

For technical information contact:

Rosalia Rohwer

Christchurch 03 964 8700

Email: info@stats.govt.nz

For general enquiries contact our Information Centre:

Phone: 0508 525 525 (toll-free in New Zealand)

+64 4 931 4600 (outside New Zealand)

Email: info@stats.govt.nz

Subscription service:

Subscribe to information releases, including this one, by completing the online subscription form.

Correction notifications:

Subscribe to receive an email if a correction notice is published for International Travel and Migration.

Unsubscribe to correction notifications for International Travel and Migration.

Subscribe to all to receive an email if a correction notice is published for any of our information releases.

Unsubscribe to all if you change your mind.

Tables

See the following Excel tables in the 'Downloads' box on this page. If you have problems viewing the files, see [opening files and PDFs](#).

1. International travel and migration, by direction and passenger type, actual counts
2. International travel and migration, by direction and passenger type, seasonally adjusted and trend series
3. Overseas visitor arrivals, by country of last permanent residence
4. Overseas visitor arrivals, by travel purpose and country of last permanent residence
5. New Zealand-resident traveller departures, by country of main destination
6. Permanent and long-term arrivals, by country of last permanent residence
7. Permanent and long-term departures, by country of next permanent residence
8. Net permanent and long-term migration, by country of last/next permanent residence
9. Permanent and long-term migration, by citizenship, actual counts
10. Permanent and long-term migration, by citizenship, seasonally adjusted series
11. Permanent and long-term migration, by New Zealand region
12. Permanent and long-term arrivals, by visa type and country of last permanent residence

Access more data on Infoshare

Infoshare allows you to organise data in the way that best meets your needs. You can view the resulting tables onscreen or download them.

Use Infoshare

For this release, select the following categories from the Infoshare homepage:

Subject category: **Tourism**

Group: **International Travel and Migration**

Next release

International Travel and Migration: February 2016 will be released on 21 March 2016.