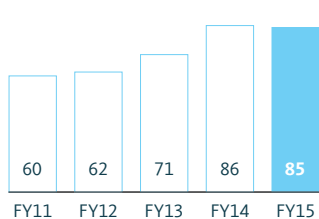


Startups

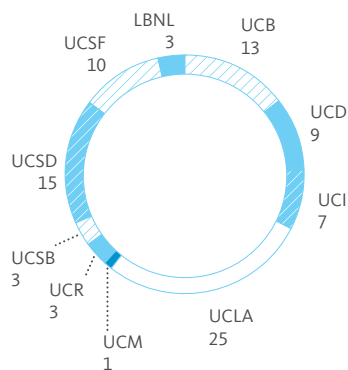
Royalty and fees

Top-earning inventions

STARTUP COMPANIES FORMED



STARTUP COMPANIES FORMED – BY CAMPUS, 2015



Campus numbers may include startups formed by more than one campus.

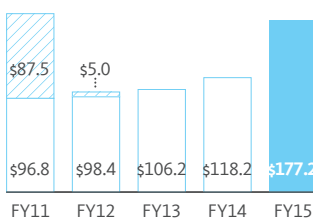
85

New startup companies formed in 2015 from UC inventions

934

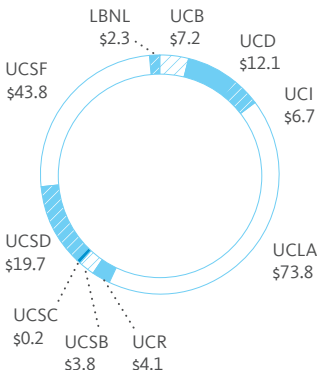
Startups founded on UC patents since 1980

PATENT ROYALTY AND FEE INCOME (in millions)



☒ Extraordinary Income*
☐ Ordinary Royalty and Fee Income
 * Extraordinary income includes income from the prepayment of future royalty income in FY11 and income from legal settlements in FY12.

PATENT ROYALTY AND FEE INCOME – BY CAMPUS, 2015 (in millions)



Does not include \$3.2 million from previous National Laboratory inventions and income credited to UCOP.

\$177M

Patent royalty and fee income to UC in 2015

INVENTIONS FY15 (Campus, Year Disclosed)

ROYALTY & FEE INCOME (in thousands)

Prostate Cancer Drug (LA, 2003, 2004, 2005, 2006 & 2007)	\$65,513
Ablation Device for the Treatment of Atrial Fibrillation (SF, 1979 & 1998)	\$19,518
Hepatitis B Vaccine (SF, 1979 & 1981)	\$10,080
Bovine Growth Hormone (SF, 1980)	\$6,697
EGF Receptor Antibodies (SD, 1983)	\$4,943
Subtotal (Top 5 Inventions)	\$106,751
Nephropathic Cystinosis Treatment (SD, 2006)	\$4,280
Chromosome Painting (LLNL, 1985, 1989 & 1995)	\$3,121
Tango Mandarin (RV, 2005)	\$2,504
San Andreas Strawberry (DA, 2008)	\$2,458
Firefly Luciferase (SD, 1984)	\$2,358
Dynamic Skin Cooling Device (IR, 1993)	\$2,157
Detection of Mycoplasma (IR, 1984)	\$2,141
Albion Strawberry (DA, 2004)	\$1,586
Monterey Strawberry (DA, 2008)	\$1,427
Micro Implant for the Treatment of Glaucoma (IR, 2000)	\$1,375
Tear Osmometer for Dry Eye Disease Diagnosis (SD, 2002)	\$1,139
Golden Hills Pistachio (DA, 2004)	\$1,137
Yeast Expression Vector (SF, 1982)	\$1,030
Energy Transfer Primers (BK, 1994)	\$937
Camarosa Strawberry (DA, 1992)	\$821
Macromolecules for Drug/Diagnostic Delivery (SD, 1988)	\$661
Ventana Strawberry (DA, 2001)	\$637
Portola Strawberry (DA, 2008)	\$611
Gate Field Plate Fabrication (SB, 2004)	\$516
Optical Network Switch (DA, 1997)	\$507

Subtotal (Top 25 Inventions)	\$138,154
Total (All Inventions)	\$177,159
% of Total from Top 5 Inventions	60.3%
% of Total from Top 25 Inventions	78.0%

This list is limited to revenue-generating inventions that have been commercialized.