

NO. 13-55700

NO. 13-56121

In the
UNITED STATES COURT OF APPEALS
FOR THE NINTH CIRCUIT

UNITED STATES OF AMERICA, ex rel.;
NYOKA LEE, AKA Seal 2; TALALA MSHUJA, AKA Seal 3,

Plaintiffs – Appellants,

v.

CORINTHIAN COLLEGES, AKA Seal A;
ERNST & YOUNG LLP AKA Seal B;
DAVID MOORE, AKA Seal C;
JACK D. MASSIMINO, AKA Seal D,

Defendants – Appellees.

**Appeal from the United States District Court
for Central California, Los Angeles
No. 2:07-cv-01984-PSG-MAN**

**APPELLANTS’ SUPPLEMENTAL EXCERPTS OF RECORD
 (“SEAL-ER”)**

Scott D. Levy
Texas Bar No. 24000598
Law Offices of Scott D. Levy
& Associates P.C.
1844 Wheeler Street
Houston, Texas 77004
Tel: (713) 528-5409
Fax: (713) 528-0117

*Attorney for Appellants
Nyoka Lee and Talala Mshuja*

**APPELLANTS' SUPPLEMENTAL EXCERPTS OF RECORD
("SEAL-ER")**

UNDER SEAL

Consolidated Cases:
Nos. 13-55700 and 13-56121

I N D E X

<u>Description</u>	<u>Docket No. ("R")</u>	<u>ER Page</u>
--------------------	-------------------------	----------------

VOL. 4

Notice of Document Discrepancies Exhibit 1 " <u>REJECTED and is Ordered returned to counsel.</u> "	R. 204	503
Lodging Under Seal Exhibit 1 to the Affidavit of Nyoka June Lee		504
Notice of Lodging Under Seal Certain Exhibits to Declaration of Scott D. Levy		505-506
Exhibit 1 to the Affidavit of Nyoka June Lee		507-590
<i>Ad Rep Performance Flash</i> reports; <i>Central Pacific Activity</i> reports; <i>CSi Regional Activity</i> reports		
Affidavit of Nyoka June Lee (original signature)		591-594
District Clerk's envelop returning original Exhibit 1		595

**UNITED STATES DISTRICT COURT
CENTRAL DISTRICT OF CALIFORNIA**

NOTICE OF DOCUMENT DISCREPANCIES

To: U.S. District Judge / U.S. Magistrate Judge Philip S. Gutierrez
 From: W. Hernandez, Deputy Clerk Date Received: 02-29-13
 Case No.: CV 07-1984-PSG (MANx): Case Title: U.S.A., EX REL., ET AL -VS- CORINTHIAN COLLEGES, E
 Document Entitled: LODGING UNDER SEAL EXHIBIT 1 TO THE AFFIDAVIT OF NYOKA JUNE LEE

Upon the submission of the attached document(s), it was noted that the following discrepancies exist:

- Local Rule 5-4.1 Documents must be filed electronically
- Local Rule 6-1 Written notice of motion lacking or timeliness of notice incorrect
- Local Rule 7-19.1 Notice to other parties of ex parte application lacking
- Local Rule 7.1-1 No Certification of Interested Parties and/or no copies
- Local Rule 11-3.1 Document not legible
- Local Rule 11-3.8 Lacking name, address, phone, facsimile numbers, and e-mail address
- Local Rule 11-4.1 No copy provided for judge
- Local Rule 11-6 Memorandum/brief exceeds 25 pages
- Local Rule 11-8 Memorandum/brief exceeding 10 pages shall contain table of contents
- Local Rule 15-1 Proposed amended pleading not under separate cover
- Local Rule 16-7 Pretrial conference order not signed by all counsel
- Local Rule 19-1 Complaint/Petition includes more than 10 Does or fictitiously named parties
- Local Rule 56-1 Statement of uncontroverted facts and/or proposed judgment lacking
- Local Rule 56-2 Statement of genuine disputes of material fact lacking
- Local Rule 83-2.11 No letters to the judge
- Fed. R. Civ. P. 5 No proof of service attached to document(s)
- Other: No application and proposed order requesting exhibit 1 to be filed under seal submitted;
Notice of Manual filing must be e-filed; application, proposed order and exhibit must be filed at
at the window.



Please refer to the Court's website at www.cacd.uscourts.gov for Local Rules, General Orders, and applicable forms.

ORDER OF THE JUDGE/MAGISTRATE JUDGE

IT IS HEREBY ORDERED:

- The document is to be filed and processed. The filing date is ORDERED to be the date the document was stamped "received but not filed" with the Clerk. Counsel* is advised that any further failure to comply with the Local Rules may lead to penalties pursuant to Local Rule 83-7.

Date

U.S. District Judge / U.S. Magistrate Judge

- The document is NOT to be filed, but instead REJECTED, and is ORDERED returned to counsel.* Counsel* shall immediately notify, in writing, all parties previously served with the attached documents that said documents have not been filed with the Court.

3/4/13

Date

U.S. District Judge / U.S. Magistrate Judge

* The term "counsel" as used herein also includes any pro se party. See Local Rule 1-3.

COPY 1 - ORIGINAL-OFFICE COPY 2 - JUDGE COPY 3 - SIGNED & RETURNED TO FILER COPY 4 - FILER RECEIPT

SCOTT D. LEVY
Scott D. Levy & Associates PC
Tex. Bar No. 24000598
1844 Wheeler Street
Houston, Texas 77004
(713) 528-5409 Tel.
(713) 528-0117 Fax
levy.scott@mac.com

THOMAS D MAURIELLO
Mauriello Law Firm APC
1181 Puerta Del Sol Suite 120
San Clemente, CA 92673
949-542-3555
Fax: 949-606-9690
Email: tomm@maurlaw.com

Attorney for Relators
NYOKA JUNE LEE AND TALALA MSHUJA

1

U.S. DISTRICT COURT

2

CENTRAL DISTRICT OF CALIFORNIA — WESTERN DIVISION

UNITED STATES OF AMERICA,
EX REL. NYOKA LEE and
TALALA MSHUJA,

Plaintiff,

v.

CORINTHIAN COLLEGES INC.,
DAVID MOORE, JACK
MASSIMINO, AND ERNST &
YOUNG LLP,

Defendants.

CASE NO. CV 07-01984 PSG (MANx)

**LODGING UNDER SEAL EXHIBIT 1
TO THE AFFIDAVIT OF NYOKA
JUNE LEE**

Place: Courtroom 880

Judge: Hon. Philip S. Gutierrez

Date: March 11, 2013

Time: 1:30 p.m.

3

4

5

EXHIBIT 1 LODGED UNDER SEAL



SCOTT D. LEVY
Scott D. Levy & Associates PC
Tex. Bar No. 24000598
1844 Wheeler Street
Houston, Texas 77004
(713) 528-5409 Tel.
(713) 528-0117 Fax
levy.scott@mac.com

Attorney for Relators
NYOKA JUNE LEE AND TALALA MSHUJA

U.S. DISTRICT COURT
CENTRAL DISTRICT OF CALIFORNIA — WESTERN DIVISION

UNITED STATES OF AMERICA,
EX REL. NYOKA LEE and
TALALA MSHUJA,

Plaintiff,

v.

CORINTHIAN COLLEGES INC.,
DAVID MOORE, JACK
MASSIMINO, AND ERNST &
YOUNG LLP,

Defendants.

CASE NO. CV 07-01984 PSG (MANx)

**NOTICE OF LODGING UNDER SEAL
CERTAIN EXHIBITS TO
DECLARATION OF SCOTT D. LEVY**

Place: Courtroom 880
Judge: Hon. Philip S. Gutierrez
Date: March 11, 2013
Time: 1:30 p.m.

EXHIBIT 1 LODGED UNDER SEAL

I, Scott D. Levy, hereby declare:

1. I am an attorney in the firm of Scott D. Levy & Associates PC, counsel of record for Relators Nyoka Lee and Talala Mshuja. I am

an attorney duly admitted to practice in the State of Texas and before this Court in the above-captioned matter. I have personal knowledge of the matters set forth herein and if called upon to do so, I could and would testify competently thereto under oath.

2. I make this declaration in support of relators' opposition to defendants' Corinthian Colleges, Inc.'s et al, and Ernst & Young LLP's Rule 12(b)(1) Motions to Dismiss (Docs. 150 and 154).
3. Attached hereto is Exhibit 1 to the Affidavit of Nyoka June Lee.
4. Exhibit 1 consists of the following bates numbers: 410; 413; 416; 419; 422; 423; 426; 429; 432; 448; 459; 467; 470; 475; 478; 482; 485 and 488. 408; 411; 414; 415; 417; 420; 424; 427; 430; 433; 444; 445; 446; 449; 451; 453; 457; 461; 465; 468; 471; 473; 476; 480; 484; 486 and 489. 409; 412; 415; 418; 421; 425; 428; 431; 447; 452; 454; 458; 462; 466; 469; 474; 477; 481; 484 and 487.

I declare under penalty of perjury under the laws of the United States and the State of Texas that the foregoing is true and correct.

Executed on February 8, 2013, at Houston, Texas.

[s] Scott D. Levy

Scott D. Levy

NL

Central Pacific Rep. Activity Report					
December 22 - 26, 2003					
.					
College	Admissions	Wkly	Wkly	MTD	MTD
Name	Representative	Apps	Enroll	Enroll	Start
San Francisco	Daniel Vargas	5	5	10	2
Renton	Jennifer Nicholson	5	4	9	5
Hayward	Marcle Bias	3	3	16	7
San Jose No.	Venus Laquan	3	3	15	6
San Francisco	Janette Blair	3	3	15	0
Renton	Judy Florence	2	3	13	6
San Bernardino	Juanita Peralta	2	3	12	10
San Francisco	Carolyn Bankston	3	3	10	-1
San Francisco	Nyoka Lee	2	2	17	2
Lynnwood	Scott Noble	2	2	14	7
San Francisco	Steven Eres	2	2	12	-1
Reseda	Rosetta Smith	4	2	10	1
San Bernardino	Luis Sanchez	5	2	3	2
San Bernardino	Steve Jackson	1	2	2	0
San Jose No.	Shawn Hancock	1	1	24	16
Hayward	Theresa Verayo	1	1	17	11
Reseda	Gus Aragon	1	1	16	1
San Jose No.	Charlna Oltan	2	1	12	1
San Francisco	Estella Aranas	1	1	12	1
San Francisco	Ge Dedeoglou	2	1	11	1
Hayward	Aaron Williams	2	1	11	7
San Francisco	Jan Dixon	1	1	10	1
Renton	Nikki Bartos	0	1	9	2
Lynnwood	DeRoy Gorham	1	1	9	6
Reseda	Greg Rosette	3	1	8	7
San Jose No.	Monica Galn	1	1	7	2
San Bernardino	Ryan Knight	4	1	6	1
Hayward	Maurice Rooks	1	1	6	3
San Bernardino	Elizabeth Acosta	1	1	5	9
San Bernardino	Kristin Wilshire	1	1	3	8
Renton	Nicole Donnelly	0	1	3	5
Renton	Kristin Mason	0	0	15	5
San Jose No.	Candy Martin	3	0	14	7
Renton	Alberto Perez	0	0	11	5
Lynnwood	Gynger Steele	0	0	10	5
San Jose No.	Beverly Sandeford	1	0	9	3
San Bernardino	Luz Camarena	1	0	9	10
Reseda	Joe Perez	0	0	9	1
Renton	Megyn Cornyn	0	0	9	0
Renton	Cinda Hopper	0	0	8	3
San Bernardino	Mariene Morse	0	0	7	7
San Bernardino	Nsenga Hughes	1	0	7	11
San Jose No.	Karen Smith	1	0	8	-1
San Jose No.	Jeff Schmidt	1	0	6	-2
San Francisco	Katie Aspen	0	0	4	0
Reseda	Mel Carlson	0	0	4	1
Renton	Angela Stephan	0	0	4	2
Renton	Suzanne Meyer	0	0	4	1
Renton	Jen Cox	0	0	4	3
Lynnwood	Jan Estabrook	1	0	4	3
San Jose No.	Tamara Nasser	0	0	2	0
San Bernardino	Genina Litchfield	0	0	2	3
Reseda	Carmen Cristallinas	0	0	2	-1
Lynnwood	Lee Eichelberger	0	0	2	0
San Bernardino	Rhonda Thomas	0	0	0	0
Reseda	Slobhan Loftus	1	0	0	0
Lynnwood	Cathy Sterling	0	0	0	0
Hayward	Mark Spencer	0	0	0	0
Hayward	Tracey Chan	0	0	0	0
Hayward	Latasha Kent	2	0	0	0
	totals	77	56	478	194

CSI Regional Activity Report					
December 22 - 26, 2003					
*					
College Name	Director of Admissions	Wkly Apps	Wkly Enroll	MTD Enroll	MTD Start
San Francisco	Cary Kaplan	19	20	115	5
GMI Jonesboro	Victor Tedoff	14	16	110	78
New Orleans	Doug Lockwood	12	14	84	26
Chesapeake	Ed Flores	0	14	67	49
Grand Rapids	Roberta Blok	14	13	111	67
San Bernardino	Open	16	11	86	59
Renton	Paige Mathis	7	9	99	37
Brighton	Kathy Devine	9	9	76	50
El Monte	Martin Yousef	12	9	69	19
GMI Atlanta	Sonya Jabriel	6	8	86	70
Skokie	Mark Sullivan	10	7	70	43
Kalamazoo	Gloria Stender	11	7	60	29
West LA	Daniel Santillan	0	7	58	13
Federal Way (Eton)	James Guynn	7	7	35	0
Tigard (Ashmead)	Open	5	7	32	0
Whittier	Lillian Gonzalez	8	6	91	-4
Greenspoint	Jeff Brown	8	6	81	60
LA Wilshire	Marie Guerrero	7	6	59	20
Hayward	Nina Kamatani	9	6	51	35
Everett (Eton)	David Bowman	9	6	49	0
Chicago	Nicole Carnagey	0	5	59	39
Tacoma (Eton)	Lynette Rickman	6	5	58	0
Port Orchard (Eton)	Sheila Austin	6	5	53	0
Merrillville	Don Keeney	7	5	47	9
Fife (Ashmead)	Andrea Niemeyer	4	5	12	96
San Jose No.	Corey Faria	13	4	91	34
Anaheim	Adam Phramany	8	4	79	45
Ontario	Keisha Downey	7	4	74	0
Gardena	Dianne Jerrybandhan	15	4	56	27
Reseda	Lori Starbuck	9	4	53	9
Newport News	Larry Veeneman Jr.	7	4	50	32
GMI DeKalb	Open	0	4	36	24
Norcross	John Magombo	6	4	35	-5
Vancouver (Ashmead)	Open	2	4	25	0
Burr Ridge	Joe Rossberger	5	3	52	35
Lynnwood	Jo Ann Andre	4	3	44	21
GMI Marietta	Patrick Dabous	0	3	39	21
Hobby	Marlin Griffin	7	2	58	46
Seattle (Ashmead)	Juli Lau	3	2	27	107
Torrance	Christopher McDavis	3	1	14	7
Everett (Ashmead)	Open	3	0	9	47
	TOTALS	298	263	2,460	1,250
* sorted by					

-410-

SAN FRANCISCO		AD REP PERFORMANCE FLASH																		School No. 83									
Week Ending		MONTH: 12		DAY: 27		YEAR: 2003		WEEKLY TOTALS										MONTH TO DATE TOTALS								MONTHLY STARTS			
Admissions Rep		Leads	Int.	%	Apps.	%	Enroll	%	Referrals	Referral Ratio	Leads	Int.	%	Apps.	%	Enroll	%	Referrals	Referral Ratio	This Mo. Sched.	Net Started	%	Future Sched.						
1	Estella Aranas	2	1	50%	1	100%	1	100%	1	100%	95	24	25%	14	58%	12	86%	31	258%	4	1	25%	19						
2	Nyoka Lee	6	2	33%	2	100%	2	100%	2	100%	113	31	27%	23	74%	17	74%	24	141%	2	2	100%	22						
3	Jan Dixon	1	1	100%	1	100%	1	100%	1	100%	65	22	34%	16	73%	10	63%	16	160%	1	1	100%	15						
4	Steven Eres	5	2	40%	2	100%	2	100%	2	100%	100	22	22%	15	68%	12	80%	8	67%	4	-1	-25%	18						
5	Katie Aspen	0	0		0		0		0		20	9	45%	6	67%	4	67%	3	75%	1	0	0%	10						
6	Janette Blair	5	1	20%	3	300%	3	100%	2	67%	81	23	28%	16	70%	15	94%	10	67%	2	0	0%	19						
7	Ge Dedeogiou	3	2	67%	2	100%	1	50%	1	100%	84	21	25%	14	67%	11	79%	14	127%	3	1	33%	14						
8	Daniel Vargas	1	5	500%	5	100%	5	100%	3	60%	65	36	55%	21	58%	10	48%	11	110%	2	2	100%	13						
9		0	0		0		0		0		0	0		0		0		0		0	0	0	0						
10		0	0		0		0		0		0	0		0		0		0		0	0	0	0						
11		0	0		0		0		0		0	0		0		0		0		0	0	0	0						
12		0	0		0		0		0		0	0		0		0		0		0	0	0	0						
Totals		23	14	61%	16	114%	15	94%	12	80%	623	188	30%	125	66%	91	73%	117	129%	19		32%	130						
HIGH SCHOOL		Leads	Int.	%	Apps.	%	Enroll	%	Referrals	Referral Ratio	Leads	Int.	%	Apps.	%	Enroll	%	Referrals	Referral Ratio	This Mo. Sched.	Net Started	%	Future Sched.						
13	Diane Robinson	0	0		0		0		0		0	0		0		0		0		0	0	0	0						
14	Caroline Bankston	4	2	50%	3	150%	3	100%	2	67%	71	23	32%	14	61%	10	71%	5	50%	0	-1		16						
15		0	0		0		0		0		0	0		0		0		0		0	0	0	0						
High School Totals		4	2	50%	3	150%	3	100%	2	67%	71	23	32%	14	61%	10	71%	5	50%	0	-1		16						
Grand Total		27	16	59%	19	119%	18	95%	14	78%	694	211	30%	139	66%	101	73%	122	121%	19	5	26%	146						
START FORECAST																													
Start Month	Start Dates	02/03 Starts	2003/2004 Budget	RE FCST	Last Week Forecast	This Wk Forecast	No. Already Started	02/03 Futures		2003/2004 Futures		Rate Assumptions		No. Pkgd	Week Enrolled	Days Remaining	Active Apps	Reverse											
								Show	Run	Show	Run	Show	Run																
8-Dec		0	68	0	5	0	20	0	0	0	0	0%	0	0	0	0	0	0	15										
January 5, 13, 28		0	148	0	0	0	0	0	0	98/112	110	0%	0	0	0	0	5	0	0										
4, 12 Feb		0	0	0	0	0	0	0	0	14/11	15	0%	0	0	0	0	0	0	0										
5, 8, 15 Mar		0	0	0	0	0	0	0	0	2	2	0%	0	0	0	0	0	0	0										
0		0	0	0	0	0	0	0	0	0	0	0%	0	0	0	0	0	0	0										
0		0	0	0	0	0	0	0	0	0	0	0%	0	0	0	0	0	0	0										

Case: 13-56121, 06/17/2016, ID: 10020115, DKEntry: 109, Page 9 of 95

NC

Nice
week!

Central Pacific Rep. Activity Report					
November 10 - 14, 2003					
College Name	Admissions Representative	Wkly Apps	Wkly Enroll	MTD Enroll	MTD Start
San Jose No.	Charlna Oltan	10	9	15	2
San Francisco	Estelita Aranas	9	7	13	0
Reseda	Rosetta Smith	7	7	7	0
Lynnwood	Gynger Steele	7	6	9	0
San Francisco	Daniel Vargas	6	6	8	0
Hayward	Brijet Wilkens	9	5	10	3
San Bernardino	Luz Camarena	4	5	8	8
Reseda	Gus Aragon	7	5	8	4
San Francisco	Katie Aspen	6	5	5	0
San Jose No.	Shawn Hancock	5	4	14	7
San Bernardino	Nsenga Hughes	9	4	10	9
San Jose No.	Karen Smith	4	4	9	3
San Francisco	Carolyn Bankston	5	4	9	0
Hayward	Tiffany Rhodes	6	4	8	6
San Jose No.	Candy Martin-Lualin	8	4	7	1
San Francisco	Nyoka June Lee	6	4	7	0
Reseda	Carmen Cristallinas	4	4	7	1
Renton	Angela Stephan	3	4	7	4
Lynnwood	DeRoy Gorham	5	4	7	0
San Bernardino	Marlene Morse	4	4	6	7
Reseda	Joe Perez	5	4	6	1
Reseda	Greg Rosette	4	4	5	0
Renton	Kristin Mason	4	4	5	1
San Jose No.	Jeff Schmidt	4	4	4	0
Hayward	Ronyelle Mayfield	6	4	4	3
San Francisco	Janette Blair	2	3	9	0
Renton	Nikki Bartos	3	3	8	1
Renton	Nicole Donnelly	2	3	6	0
Renton	Jennifer Nicholson	3	3	6	1
Hayward	Theresa Verayo	3	3	5	3
Renton	Megyn Cornyn	3	3	3	0
Hayward	Marcie Bias	6	3	3	0
San Jose No.	Venus Laquian	4	2	9	5
Lynnwood	Jan Estabrook	4	2	8	0
San Francisco	Steven Eres	4	2	6	0
Renton	Alberto Perez	3	2	6	1
Renton	Judy Florence	3	2	6	7
San Bernardino	Ryan Knight	5	2	5	6
Renton	Jen Cox	2	2	5	3
San Jose No.	Beverley Sandeford	6	2	4	5
San Jose No.	Monica Gain	6	2	4	0
San Francisco	Ge Dedeoglou	4	2	4	0
Reseda	Mel Carlson	3	2	4	2
San Bernardino	Luis Sanchez	2	1	8	3
San Francisco	Jan Dixon	6	1	7	0
San Jose No.	Corrina Culla	3	1	4	1
San Bernardino	Juanita Peralta	2	1	4	5
Lynnwood	Scott Noble	4	1	4	0
San Bernardino	Trina Gonzales	3	1	2	2
San Bernardino	Elizabeth Acosta	2	1	2	1
San Bernardino	Norma Lopez	2	1	1	1
Renton	Suzanne Meyer	3	0	2	2
San Bernardino	Kristin Wilshire	0	0	0	0
Reseda	Wendy Niesen (LOA)	0	0	0	0
Renton	Cinda Hopper	2	0	0	0
Hayward	Aaron Williams	1	0	0	0
	totals	242	170	333	109

-413-

SAN FRANCISCO		AD REP PERFORMANCE FLASH																		School No. 83								
Week Ending		MONTH: 11		DAY: 15		YEAR: 2003		WEEKLY TOTALS											MONTH TO DATE TOTALS						MONTHLY STARTS			
Admissions Rep	Leads	Int.	%	Apps.	%	Enroll	%	Referrals	Referral Ratio	Leads	Int.	%	Apps.	%	Enroll	%	Referrals	Referral Ratio	This Mo. Sched.	Net Started	%	Future Sched.						
1 Estelia Aranas	30	11	37%	9	82%	7	78%	8	114%	62	20	32%	16	80%	13	81%	12	92%	9	0	0%	11						
2 Nyoka June Lee	42	8	19%	6	75%	4	67%	7	175%	81	15	19%	12	80%	7	58%	15	214%	8	0	0%	2						
3 Jan Dixon	22	8	36%	5	63%	1	20%	6	600%	53	17	32%	13	76%	7	54%	10	143%	12	0	0%	4						
4 Steve Eres	38	9	24%	4	44%	2	50%	4	200%	68	17	25%	9	53%	6	67%	6	100%	8	0	0%	7						
5 Katie Aspen	30	8	27%	6	75%	5	83%	4	80%	53	14	26%	9	64%	5	56%	6	120%	11	0	0%	8						
6 Janette Blair	25	7	28%	2	29%	3	150%	2	67%	50	14	28%	7	50%	9	129%	8	89%	5	0	0%	6						
7 Ge Dedeoglou	26	5	19%	4	80%	2	50%	2	100%	49	12	24%	8	67%	4	50%	2	50%	1	0	0%	3						
8 Daniel Vargas	20	10	50%	6	60%	6	100%	1	17%	36	22	61%	8	36%	8	100%	3	38%	0	0	0%	4						
9	0	0		0		0		0		0	0		0		0		0		0	0	0%	0						
10	0	0		0		0		0		0	0		0		0		0		0	0	0%	0						
11	0	0		0		0		0		0	0		0		0		0		0	0	0%	0						
12	0	0		0		0		0		0	0		0		0		0		0	0	0%	0						
Totals	233	66	28%	42	64%	30	71%	34	113%	452	131	29%	82	63%	59	72%	62	105%	54	0	0%	45						
HIGH SCHOOL	Leads	Int.	%	Apps.	%	Enroll	%	Referrals	Referral Ratio	Leads	Int.	%	Apps.	%	Enroll	%	Referrals	Referral Ratio	This Mo. Sched.	Net Started	%	Future Sched.						
13 Diane Robinson	0	0		0		0		0		0	0		0		0		0		0	0	0%	0						
14 Caroline Banskton	23	8	35%	5	63%	4	80%	2	50%	44	14	32%	9	64%	9	100%	4	44%	7	0	0%	7						
15	0	0		0		0		0		0	0		0		0		0		0	0	0%	0						
High School Totals	23	8	35%	5	63%	4	80%	2	50%	44	14	32%	9	64%	9	100%	4	44%	7	0	0%	7						
Grand Total	256	74	29%	47	64%	34	72%	36	106%	496	145	29%	91	63%	68	75%	66	97%	61	0	0%	52						
START FORECAST																												
Start Month	02/03 Starts	2003/2004 Budget	RE FCST	Last Week Forecast	This Wk Forecast	No. Already Started	02/03 Futures	2003/2004 Futures	Rate Assumptions		No. Pkgd	Week Enrolled	Days Remaining	Active Apps	Reverse													
20-Nov	0	67	0	0	58	0	0	52/6	58	0%	0	0	6	4	18													
1, 8, Dec	0	68	0	0	0	0	0	22/5	27	0%	0	0	0	2	0													
Jan 5, 13, 28	0	142	0	0	0	0	0	20	20	0%	0	0	0	0	0													
0-Jan	0	0	0	0	0	0	0	0	0	0%	0	0	0	0	0													
0	0	0	0	0	0	0	0	0	0	0%	0	0	0	0	0													
0	0	0	0	0	0	0	0	0	0	0%	0	0	0	0	0													

Case: 13-56121, 06/17/2016, ID: 10020115, DKEntry: 109, Page 12 of 95

NC

Thank You For a Great Week

PT

707
7123034

Central Pacific Rep. Activity Report					
October 13 - 17, 2003					
College Name	Admissions Representative	Wkly Apps	Wkly Enroll	MTD Enroll	MTD Start
San Jose No.	Venus Laquian	8	8	14	6
Renton	Alberto Perez	7	7	12	1
Renton	Jen Cox	5	7	9	1
San Francisco	Nyoka Lee	9	7	(8) 10	0
San Jose No.	Shawn Hancock	7	6	16	6
San Francisco	Jan Dixon	6	6	14	0
San Bernardino	Robert Quintero	8	6	13	5
San Bernardino	Ryan Knight	6	6	12	4
San Francisco	Estella Aranas	8	6	11	0
Reseda	Gus Aragon	6	6	11	1
Reseda	Carmen Cristallinas	7	6	9	1
San Bernardino	Nsenga Hughes	6	5	19	14
Lynnwood	DeRoy Gorham	6	5	12	0
Hayward	Tiffany Rhodes	5	5	11	8
San Francisco	Jeannette Blair	5	5	10	0
Renton	Nikki Bartos	7	5	10	1
Renton	Kristin Mason	7	5	9	0
Renton	Angela Stephan	5	5	9	0
San Jose No.	Beverley Sandeford	5	4	10	3
San Jose No.	Corrina Culla	5	4	10	6
San Francisco	Katia Aspen	6	4	9	0
San Bernardino	Trina Gonzales	6	4	9	4
San Bernardino	Marlene Morse	4	4	9	6
Lynnwood	Gynger Steele	5	4	9	0
Hayward	Ken Gardner	4	4	6	4
San Francisco	Steven Eres	5	3	10	0
San Jose No.	Karen Smith	3	3	8	5
San Bernardino	Juanita Peralta	3	3	8	4
Hayward	BrJet Wilkens	6	3	8	8
Hayward	Ronyelle Mayfield	6	3	8	12
Renton	Suzanne Meyer	3	3	7	0
Lynnwood	Scott Noble	5	3	7	0
Renton	Judy Florence	4	3	6	4
San Bernardino	Luis Sanchez	4	3	5	4
Renton	Megyn Cornyn	6	3	5	1
San Francisco	Carolyn Bankston	2	2	9	0
Hayward	Theresa Verayo	5	2	8	7
Reseda	Roseetta Smith	2	2	7	0
San Jose No.	Jeff Schmidt	2	2	6	2
San Francisco	Alicia Lee	3	2	5	0
Reseda	Greg Rosette	2	2	4	0
San Bernardino	Norma Lopez	4	2	3	1
Lynnwood	Aaron McCaughan	1	1	9	0
Lynnwood	Jan Estabrook	2	1	7	0
Reseda	Mel Carlson	2	1	5	0
San Bernardino	Elizabeth Acosta	1	1	4	3
Renton	Nicole Donnelly	3	0	7	2
San Jose No.	Candy Martin-Lualin	0	0	6	8
Hayward	Karen Lewis	0	0	6	5
San Jose No.	Monica Gain	0	0	4	1
San Bernardino	Luz Camarena	2	0	4	4
Reseda	Joe Perez	0	0	1	0
San Jose No.	Charina Olitan	0	0	0	3
San Francisco	Christy Garland	0	0	0	0
	totals	229	182	438	145

SAN FRANCISCO		AD REP PERFORMANCE FLASH																		School No. 83			
Week Ending		MONTH: 10			DAY: 18			YEAR: 2003															
WEEKLY TOTALS										MONTH TO DATE TOTALS										MONTHLY STARTS			
Admissions Rep	Leads	Int.	%	Apps.	%	Enroll	%	Referrals	Referral Ratio	Leads	Int.	%	Apps.	%	Enroll	%	Referrals	Referral Ratio	This Mo. Sched.	Net Started	%	Future Sched.	
1	Estella Aranas	33	10	30%	8	80%	6	75%	4	67%	85	23	27%	15	65%	11	73%	10	91%	15	0	0%	3
2	Nyoka Lee	43	12	28%	9	75%	7	78%	7	100%	82	16	20%	12	75%	8	67%	10	125%	10	0	0%	2
3	Jan Dixon	35	9	26%	6	67%	6	100%	6	100%	93	24	26%	20	83%	14	70%	11	79%	14	0	0%	2
4	Steven Eres	31	8	26%	5	63%	3	60%	3	100%	75	18	24%	13	72%	10	77%	8	80%	14	0	0%	3
5	Christy Garland	0	0		0		0		0		0	0		0		0		0		1	0	0%	0
6	Alicia Lee	26	6	23%	3	50%	2	67%	3	150%	75	19	25%	14	74%	5	36%	8	160%	9	0	0%	0
7	Katie Aspen	34	10	29%	6	60%	4	67%	3	75%	82	21	26%	13	62%	9	69%	8	89%	7	0	0%	2
8	Janette Blair	23	8	35%	5	63%	5	100%	5	100%	75	22	29%	10	45%	10	100%	11	110%	12	0	0%	3
9		0	0		0		0		0		0	0		0		0		0		0	0	0%	0
10		0	0		0		0		0		0	0		0		0		0		0	0	0%	0
11		0	0		0		0		0		0	0		0		0		0		0	0	0%	0
12		0	0		0		0		0		0	0		0		0		0		0	0	0%	0
Totals		225	63	28%	42	67%	33	79%	31	94%	567	143	25%	97	68%	67	69%	68	99%	82	0	0%	15
HIGH SCHOOL										Leads	Int.	%	Apps.	%	Enroll	%	Referrals	Referral Ratio	This Mo. Sched.	Net Started	%	Future Sched.	
13	Diane Robinson	0	0		0		0		0		0	0		0		0		0		0	0	0%	0
14	Caroline Bankston	24	8	33%	2	25%	2	100%	5	250%	79	23	29%	12	52%	9	75%	11	122%	10	0	0%	0
15		0	0		0		0		0		0	0		0		0		0		0	0	0%	0
High School Totals		24	8	33%	2	25%	2	100%	5	250%	79	23	29%	12	52%	9	75%	11	122%	10	0	0%	0
Grand Total		249	71	29%	44	62%	35	80%	36	103%	646	166	26%	109	66%	76	70%	77	101%	92	0	0%	15
START FORECAST																							
Start Month	02/03	2003/2004	RE	Last Week	This Wk	No. Already	02/03	2003/2004	Rate Assumptions		No.	Week	Days	Active	Reverse								
Start Dates	Starts	Budget	FCST	Forecast	Forecast	Started	Futures	Futures	Show	Run	Pkgd	Enrolled	Remaining	Apps	Reverse								
October 22,28,30	0	128	0	0	110	0	0	78/14	0	0	0	0	13	3	20								
20-Nov	0	67	0	0	0	0	0	10/1	0	0	0	0	0	2	0								
1-Dec	0	0	0	0	0	0	0	1	0	0	0	0	0	0	0								
January 5, 13, 28	0	0	0	0	0	0	0	0	0	0	0	0	0	0	0								
0	0	0	0	0	0	0	0	0	0	0	0	0	0	0	0								
0	0	0	0	0	0	0	0	0	0	0	0	0	0	0	0								

Case: 13-56121, 06/17/2016, ID: 10020115, DKEntry: 109, Page 15 of 95

NL

THANK
YOU FOR A

GREAT

WEEK !!!

Central Pacific Rep. Activity Report					
October 20 - 24, 2003					
College Name	Admissions Representative	Wkly Apps	Wkly Enroll	MTD Enroll	MTD Start
San Bernardino	Nsenga Hughes	6	9	28	17
Reseda	Gus Aragon	8	8	10	1
San Francisco	Nyoka Lee	10	8	16	4
San Francisco	Estella Aranas	9	7	18	8
San Francisco	Janette Blair	5	7	17	9
San Francisco	Katie Aspen	7	7	16	6
San Jose No.	Shawn Hancock	7	6	22	20
San Jose No.	Beverly Sandeford	6	6	16	12
Reseda	Rosetta Smith	9	6	13	0
Renton	Judy Florence	6	6	12	4
Reseda	Greg Rosette	7	6	10	0
San Francisco	Steven Eres	5	5	15	9
San Francisco	Carolyn Bankston	5	5	14	4
Renton	Kristin Mason	3	5	14	0
Renton	Megyn Cornyn	6	5	10	1
San Bernardino	Luz Camarena	4	5	9	4
San Jose No.	Venus Laquan	4	4	18	12
San Bernardino	Robert Quintero	8	4	17	6
Reseda	Carmen Cristalinias	7	4	13	1
San Jose No.	Karen Smith	5	4	12	11
Hayward	Brijet Wilkens	4	4	12	10
Hayward	Ronyelle Mayfield	6	4	12	13
Lynnwood	Jan Estabrook	5	4	11	12
San Bernardino	Elizabeth Acosta	4	4	8	3
San Bernardino	Ryan Knight	8	3	15	5
San Jose No.	Corrina Culla	4	3	13	14
San Bernardino	Trina Gonzales	1	3	12	4
San Bernardino	Juanita Peralta	5	3	11	4
Hayward	Theresa Verayo	4	3	11	11
Lynnwood	Scott Noble	5	3	10	8
Hayward	Ken Gardner	3	3	9	6
Reseda	Joe Perez	3	3	4	0
San Francisco	Jan Dixson	5	2	16	8
San Bernardino	Marlene Morse	4	2	11	7
Renton	Jen Cox	3	2	11	1
Renton	Angela Stephan	2	2	11	0
Lynnwood	Gynger Steele	4	2	11	15
Renton	Suzanne Meyer	4	2	9	0
San Jose No.	Jeff Schmidt	2	2	8	6
Reseda	Mel Carlson	3	2	7	0
San Jose No.	Charina Oltan	3	2	2	5
Renton	Alberto Perez	3	1	13	1
Lynnwood	DeRoy Gorham	5	1	13	14
Hayward	Tiffany Rhodes	3	1	12	11
Renton	Nicole Donnelly	1	1	8	2
San Jose No.	Candy Martin-Luain	5	1	7	9
San Bernardino	Luis Sanchez	3	1	6	4
Renton	Nikki Bartos	2	0	10	1
Lynnwood	Aaron McCaughan	0	0	9	16
Hayward	Karen Lewis	0	0	6	6
San Francisco	Alicia Lee	0	0	5	0
San Jose No.	Monica Galn	0	0	4	5
San Bernardino	Norma Lopez	4	0	3	1
	totals	235	181	619	331

CSI Regional Activity Report					
October 20 - 24, 2003					
*					
College Name	Director of Admissions	Wkly Apps	Wkly Enroll	MTD Enroll	MTD Start
San Francisco	Cary Kaplan	46	47	119	28
GMI Atlanta	Sonya Jabriel	48	38	141	121
San Bernardino	Open	47	35	125	40
Whittier	Lillian Gonzalez	39	35	108	16
Brighton	Kathy Devine	46	33	86	30
Reseda	Lori Starbuck	37	33	71	-2
Anaheim	Adam Phramany	35	28	98	6
San Jose No.	Corey Faria	36	28	96	69
Grand Rapids	Open	25	27	101	121
Chesapeake	Ed Flores	29	26	65	51
Renton	Paige Mathis	30	25	99	5
GMI Jonesboro	Victor Tedoff	43	24	121	106
New Orleans	Doug Lockwood	52	24	87	76
Ontario	Keisha Downey	34	23	56	37
Newport News	Janelle Roberts	25	23	53	27
Burr Ridge	Joe Rossberger	32	21	78	61
Skokie	Mark Sullivan	31	21	67	52
West LA	Daniel Santillan	29	20	48	8
El Monte	Martin Yousef	22	19	69	49
Chicago	Randall Tumblin	24	18	99	75
LA Wilshire	Marie Guerrero	22	18	50	17
Tacoma (Eton)	Lynette Rickman	13	17	48	-2
Norcross	John Magombo	24	17	44	43
Greenspoint	Jeff Brown	23	16	91	105
Gardena	Dianne Jerrybandhan	28	16	70	27
Hayward	Nina Kamatani	20	15	64	57
Everett (Eton)	David Bowman	20	15	42	-2
GMI DeKalb	Open	20	14	54	62
Hobby	Marlin Griffin	41	14	45	52
Port Orchard (Eton)	Sheila Austin	20	14	42	-3
Seattle (Ashmead)	Juli Lau	20	13	34	0
GMI Marietta	Patrick Dabous	21	12	72	55
Federal Way (Eton)	Open	16	10	25	-2
Lynnwood	Jo Ann Andre	19	9	52	65
Tigard (Ashmead)	Open	12	8	17	119
Kalamazoo	Gloria Stender	15	7	56	48
Torrance	Christopher McDavis	9	7	19	9
Merrillville	Don Keeney	21	6	38	47
Vancouver (Ashmead)	Open	7	6	23	117
Fife (Ashmead)	Andrea Niemeyer	12	6	16	0
Everett (Ashmead)	Open	3	4	11	0
	TOTALS	1,096	792	2,700	1,790
* sorted by					

SAN FRANCISCO		AD REP PERFORMANCE FLASH																		School No. 83			
Week Ending		MONTH: 10		DAY: 25		YEAR: 2003																	
WEEKLY TOTALS											MONTH TO DATE TOTALS								MONTHLY STARTS				
Admissions Rep	Leads	Int.	%	Apps.	%	Enroll	%	Referrals	Referral Ratio	Leads	Int.	%	Apps.	%	Enroll	%	Referrals	Referral Ratio	This Mo. Sched.	Net Started	%	Future Sched.	
1 Estella Aranas	31	11	35%	9	82%	7	78%	10	143%	116	34	29%	24	71%	18	75%	20	111%	18	8	44%	3	
2 Nyoka Lee	36	10	28%	10	100%	8	80%	8	100%	118	26	22%	22	85%	16	73%	18	113%	14	4	29%	2	
3 Jan Dixson	30	8	27%	5	63%	2	40%	7	350%	123	32	26%	25	78%	16	64%	18	113%	17	8	47%	5	
4 Steven Eres	28	7	25%	5	71%	5	100%	4	80%	103	25	24%	18	72%	15	83%	12	80%	17	9	53%	6	
5	0	0		0		0		0		0	0		0		0		0		0	0		0	
6 Alicia Lee	0	0		0		0		0		75	19	25%	14	74%	5	38%	8	160%	0	0		0	
7 Katie Aspen	28	9	32%	7	78%	7	100%	4	57%	110	30	27%	20	67%	16	80%	12	75%	9	6	67%	9	
8 Janette Blair	27	7	26%	5	71%	7	140%	2	29%	102	29	28%	15	52%	17	113%	13	76%	12	9	75%	5	
9	0	0		0		0		0		0	0		0		0		0		0	0		0	
10	0	0		0		0		0		0	0		0		0		0		0	0		0	
11	0	0		0		0		0		0	0		0		0		0		0	0		0	
12	0	0		0		0		0		0	0		0		0		0		0	0		0	
Totals	180	52	29%	41	79%	36	88%	35	97%	747	195	26%	138	71%	103	75%	101	98%	87	44	51%	31	
HIGH SCHOOL	Leads	Int.	%	Apps.	%	Enroll	%	Referrals	Referral Ratio	Leads	Int.	%	Apps.	%	Enroll	%	Referrals	Referral Ratio	This Mo. Sched.	Net Started	%	Future Sched.	
13 Diane Robinson	0	0		0		0		0		0	0		0		0		0		0	0		0	
14 Caroline Bankston	31	10	32%	5	50%	5	100%	3	60%	110	33	30%	17	52%	14	82%	14	100%	7	4	57%	3	
15	0	0		0		0		0		0	0		0		0		0		0	0		0	
High School Totals	31	10	32%	5	50%	5	100%	3	60%	110	33	30%	17	52%	14	82%	14	100%	7	4	57%	3	
Grand Total	211	62	29%	46	74%	41	89%	38	93%	857	228	27%	155	68%	117	75%	115	98%	94	48	51%	34	
START FORECAST																							
Start Month	02/03 Starts	2003/2004 Budget	RE FCST	Last Week Forecast	This Wk Forecast	No. Already Started	02/03 Futures	2003/2004 Futures	Rate Assumptions		No. Pkgs	Week Enrolled	Days Remaining	Active Apps	Reverse								
October 22,28,30	0	128	0	0	100	48	0	47/4	Show	Run	0	0	6	2	20								
20-Nov	0	67	0	0	0	0	0	18/3	0	0	0	0	0	2	0								
1-Dec	0	0	0	0	0	0	0	7	0	0	0	0	0	0	0								
January 5, 13, 28	0	0	0	0	0	0	0	6	0	0	0	0	0	0	0								
0	0	0	0	0	0	0	0	0	0	0	0	0	0	0	0								
0	0	0	0	0	0	0	0	0	0	0	0	0	0	0	0								

-419-

Case: 13-56121, 06/17/2016, ID: 10020115, DKEntry: 109, Page 18 of 95

CSI Regional Activity Report					
September 8 - 12, 2003					
*					
College Name	Director of Admissions	Wkly Apps	Wkly Enroll	MTD Enroll	MTD Start
GMI Atlanta	Sonya Jabriel	49	58	88	-3
San Francisco	Cary Kaplan	57	55	86	-13
Gardena	Dianne Jerrybandhan	63	40	58	34
Brighton	Kathy Devine	47	38	66	5
GMI Jonesboro	Victor Tedoff	65	38	65	-8
Renton	Paige Mathis	38	38	59	17
Greenspoint	Jeff Brown	43	35	67	-1
San Jose No.	Corey Faria	40	33	60	40
Grand Rapids	Open	49	32	54	115
Reseda	Lori Starbuck	37	31	47	10
New Orleans	Open	42	30	52	49
Anaheim	Adam Phramany	36	30	45	-15
San Bernardino	Open	46	29	61	48
Whittier	Lillian Gonzalez	36	28	53	48
Chesapeake	Ed Flores	46	27	36	-8
Ontario	Keisha Downey	55	26	52	102
El Monte	Marc Woodruff	44	24	55	23
LA Wilshire	Marie Guerrero	32	24	48	15
GMI Marietta	Patrick Dabous	28	24	46	13
Burr Ridge	Joe Rossberger	42	24	31	0
Hobby	Marlin Griffin	48	23	40	42
Lynnwood	Jo Ann Andre	29	21	51	-4
Merrillville	Don Keeney	28	21	31	23
Norcross	John Magombo	35	21	29	0
Kalamazoo	Gloria Stender	25	20	41	33
Hayward	Nina Kamatani	32	20	40	62
Chicago	Randall Tumblin	36	19	38	0
Skokie	Mark Sullivan	41	18	38	0
West LA	Daniel Santillan	37	17	33	5
GMI DeKalb	Preston King	22	15	28	-2
Newport News	Janelle Roberts	23	14	36	2
Torrance	Christopher McDavis	9	10	18	2
	TOTALS	1,260	883	1,552	634
* sorted by					

SAN FRANCISCO		AD REP PERFORMANCE FLASH																		School No. 83					
Week Ending		MONTH: 9		DAY: 13		YEAR: 2003																			
		WEEKLY TOTALS									MONTH TO DATE TOTALS									MONTHLY STARTS					
Admissions Rep		Leads	Int.	%	Apps.	%	Enroll	%	Referrals	Referral Ratio	Leads	Int.	%	Apps.	%	Enroll	%	Referrals	Referral Ratio	This Mo. Sched.	Net Started	%	Future Sched.		
1	Estella Aranes	30	9	30%	8	89%	4	50%	9	225%	55	18	33%	14	78%	9	64%	14	156%	16	0	0%	4	1	
2	Nyoka June Lee	21	13	62%	13	100%	7	54%	5	71%	52	19	37%	19	100%	14	74%	14	100%	21	0	0%	3	2	
3	Jan Dixon	37	14	38%	9	64%	5	56%	9	180%	67	22	33%	14	64%	9	64%	15	167%	18	0	0%	2	3	
4	Steven Eres	30	9	30%	6	67%	5	83%	4	80%	53	15	28%	10	67%	7	70%	6	86%	10	0	0%	5	4	
5	Christy Garland	25	3	12%	2	67%	0	0%	5		40	7	18%	4	57%	2	50%	8	400%	6	0	0%	0	5	
6	Alicia Lee	24	5	21%	3	60%	6	200%	5	83%	54	14	26%	9	64%	9	100%	8	89%	20	0	0%	1	6	
7	Katie Aspen	32	11	34%	8	73%	6	75%	5	83%	56	21	38%	14	67%	11	79%	10	91%	14	0	0%	3	7	
8	Jeannette Blair	26	14	54%	8	57%	8	100%	4	50%	50	21	42%	14	67%	11	79%	8	73%	10	0	0%	0	8	
9		0	0		0		0		0		0	0		0		0		0		0	0	0	0	9	
10		0	0		0		0		0		0	0		0		0		0		0	0	0	0	10	
11		0	0		0		0		0		0	0		0		0		0		0	0	0	0	11	
12		0	0		0		0		0		0	0		0		0		0		0	0	0	0	12	
Totals		225	78	35%	57	73%	41	72%	46	112%	427	137	32%	98	72%	72	73%	83	115%	115	0	0%	18		
HIGH SCHOOL		Leads	Int.	%	Apps.	%	Enroll	%	Referrals	Referral Ratio	Leads	Int.	%	Apps.	%	Enroll	%	Referrals	Referral Ratio	This Mo. Sched.	Net Started	%	Future Sched.		
13	Diane Robinson	0	0		0		0		0		0	0		0		0		0		0	0	0	0	13	
14	Carolyn Bankston	22	9	41%	5	56%	3	60%	2	67%	62	14	23%	7	50%	5	71%	2	40%	10	0	0%	3	14	
15		0	0		0		0		0		0	0		0		0		0		0	0	0	0	15	
High School Totals		22	9	41%	5	56%	3	60%	2	67%	62	14	23%	7	50%	5	71%	2	40%	10	0	0%	3		
Grand Total		247	87	35%	62	71%	44	71%	48	109%	489	151	31%	105	70%	77	73%	85	110%	125	0	0%	21		
START FORECAST																									
Start Month	Start Dates	02/03 Starts	2003/2004 Budget	RE FCST	Last Week Forecast	This Wk Forecast	No. Already Started	02/03 Futures		2003/2004 Futures		Rate Assumptions		No. Pkgd	Week Enrolled	Days Remaining	Active Apps	Reverso							
								11/3/11	12/4	11/6	17	Show	Run												
September	22, 24, 29	0	109	0	0	109	0	113/11	124	0	0	0%	0	0	0	16	0	13							
October	22, 28, 30	0	128	0	0	0	0	11/6	17	0	0	0%	0	0	0	2	0	0							
20-Nov		0	67	0	0	0	0	1/0	1	0	0	0%	0	0	0	0	0	0							
December	1, 8,	0	68	0	0	0	0	1/1	2	0	0	0%	0	0	0	0	0	0							
January	5, 13, 28	0	0	0	0	0	0	1/0	1	0	0	0%	0	0	0	0	0	0							
0		0	0	0	0	0	0	0	0	0	0	0%	0	0	0	0	0	0							

Case: 13-56121, 06/17/2016, ID: 10020115, DKEntry: 109, Page 21 of 95

SAN FRANCISCO		AD REP PERFORMANCE FLASH																		School No. 83			
Week Ending		MONTH: 9			DAY: 13			YEAR: 2003															
WEEKLY TOTALS										MONTH TO DATE TOTALS										MONTHLY STARTS			
Admissions Rep	Leads	Int.	%	Apps.	%	Enroll	%	Referrals	Referral Ratio	Leads	Int.	%	Apps.	%	Enroll	%	Referrals	Referral Ratio	This Mo. Sched.	Net Started	%	Future Sched.	
1 Estella Aranes	30	9	30%	8	89%	4	50%	9	225%	55	18	33%	14	78%	9	64%	14	156%	16	0	0%	4	
2 Nyoka June Lee	21	13	62%	13	100%	7	54%	5	71%	52	19	37%	19	100%	14	74%	14	100%	21	0	0%	3	
3 Jan Dixon	37	14	38%	9	64%	5	55%	9	180%	67	22	33%	14	64%	9	64%	15	167%	18	0	0%	2	
4 Steven Eres	30	9	30%	6	67%	5	83%	4	80%	53	15	28%	10	67%	7	70%	6	86%	10	0	0%	5	
5 Christy Garland	25	3	12%	2	67%	0	0%	5		40	7	18%	4	57%	2	50%	8	400%	6	0	0%	0	
6 Alicia Lee	24	5	21%	3	60%	6	200%	5	83%	54	14	26%	9	64%	9	100%	8	89%	20	0	0%	1	
7 Katie Aspen	32	11	34%	8	73%	6	75%	5	83%	56	21	38%	14	67%	11	79%	10	91%	14	0	0%	3	
8 Jeannette Blair	26	14	54%	8	57%	8	100%	4	50%	50	21	42%	14	67%	11	79%	8	73%	10	0	0%	0	
9	0	0		0		0		0		0	0		0		0		0		0	0	0	0	
10	0	0		0		0		0		0	0		0		0		0		0	0	0	0	
11	0	0		0		0		0		0	0		0		0		0		0	0	0	0	
12	0	0		0		0		0		0	0		0		0		0		0	0	0	0	
Totals	225	78	35%	57	73%	41	72%	46	112%	427	137	32%	98	72%	72	73%	83	115%	115	0	0%	18	
HIGH SCHOOL	Leads	Int.	%	Apps.	%	Enroll	%	Referrals	Referral Ratio	Leads	Int.	%	Apps.	%	Enroll	%	Referrals	Referral Ratio	This Mo. Sched.	Net Started	%	Future Sched.	
13 Diane Robinson	0	0		0		0		0		0	0		0		0		0		0	0	0	0	
14 Carolyn Bankston	22	9	41%	5	56%	3	60%	2	67%	62	14	23%	7	50%	5	71%	2	40%	10	0	0%	3	
15	0	0		0		0		0		0	0		0		0		0		0	0	0	0	
High School Totals	22	9	41%	5	56%	3	60%	2	67%	62	14	23%	7	50%	5	71%	2	40%	10	0	0%	3	
Grand Total	247	87	35%	62	71%	44	71%	48	108%	489	151	31%	105	70%	77	73%	85	110%	125	0	0%	21	
START FORECAST																							
Start Month	02/03	2003/2004	RE	Last Week	This Wk	No. Already	02/03	2003/2004	Rate Assumptions		No.	Week	Days	Active									
Start Dates	Starts	Budget	FCST	Forecast	Forecast	Started	Futures	Futures	Show	Run	Pkgs	Enrolled	Remaining	Apps	Reverse								
September 22, 24, 29	0	109	0	0	109	0	113//1*	0			0	0	15	0	13								
October 22, 28, 30	0	128	0	0	0	0	11//6	0			0	0	0	2	0								
20-Nov	0	67	0	0	0	0	1//0	0			0	0	0	0	0								
December 1, 8,	0	68	0	0	0	0	1//1	0			0	0	0	0	0								
January 5, 13, 28	0	0	0	0	0	0	1//0	0			0	0	0	0	0								
0	0	0	0	0	0	0	0	0			0	0	0	0	0								

Case: 13-56121, 06/17/2016, ID: 10020115, DKEntry: 109, Page 22 of 95

CSI Regional Activity Report					
November 17 - 21, 2003					
*					
College Name	Director of Admissions	Wkly Apps	Wkly Enroll	MTD Enroll	MTD Start
San Francisco	Cary Kaplan	64	39	114	52
Renton	Paige Mathis	45	39	96	21
GMI Atlanta	Sonya Jabriel	40	37	105	87
Whittier	Lillian Gonzalez	37	36	104	24
San Jose No.	Corey Faria	50	34	104	7
New Orleans	Doug Lockwood	45	32	83	80
Reseda	Lori Starbuck	32	31	70	11
Anaheim	Adam Phramany	36	28	84	36
Chesapeake	Ed Flores	39	28	77	0
San Bernardino	Open	36	28	75	31
El Monte	Martin Yousef	36	28	56	48
LA Wilshire	Marie Guerrero	45	27	60	26
Skokie	Mark Sullivan	31	27	57	49
Ontario	Keisha Downey	42	23	53	16
Gardena	Dianne Jerrybandhan	37	22	68	33
GMI Jonesboro	Victor Tedoff	36	21	81	112
GMI Marietta	Patrick Dabous	27	20	68	56
Brighton	Kathy Devine	41	20	64	9
Grand Rapids	Robert Blok	43	19	72	71
Hayward	Nina Kamatani	28	19	48	30
Greenspoint	Jeff Brown	21	17	71	81
Burr Ridge	Joe Rossberger	30	17	52	50
Newport News	Janelle Roberts	19	17	37	21
West LA	Daniel Santillan	28	16	49	13
Norcross	John Magombo	18	16	47	0
Lynnwood	Jo Ann Andre	20	16	41	29
Hobby	Marlin Griffin	27	16	39	50
GMI DeKalb	Open	18	15	56	40
Seattle (Ashmead)	Juli Lau	14	14	48	0
Tacoma (Eton)	Lynette Rickman	22	14	39	74
Port Orchard (Eton)	Sheila Austin	23	13	34	0
Chicago	Randall Tumblin	34	12	56	68
Fife (Ashmead)	Andrea Niemeyer	19	12	40	0
Merrillville	Don Keeney	19	11	38	24
Kalamazoo	Gloria Stender	22	9	29	69
Vancouver (Ashmead)	Open	11	9	19	0
Tigard (Ashmead)	Open	6	8	26	0
Everett (Ashmead)	Open	9	8	16	0
Federal Way (Eton)	Open	12	7	21	39
Everett (Eton)	David Bowman	7	6	30	70
Torrance	Christopher McDavis	8	3	11	6
	TOTALS	1,177	814	2,338	1,433
* sorted by					

SAN FRANCISCO		AD REP PERFORMANCE FLASH																		School No. 83					
Week Ending		MONTH: 11		DAY: 22		YEAR: 2003																			
WEEKLY TOTALS											MONTH TO DATE TOTALS								MONTHLY STARTS						
Admissions Rep	Leads	Int.	%	Apps.	%	Enroll	%	Referrals	Referral Ratio	Leads	Int.	%	Apps.	%	Enroll	%	Referrals	Referral Ratio	This Mo. Sched.	Net Started	%	Future Sched.			
1 Estella Aranas	34	9	26%	6	67%	5	83%	11	220%	96	29	30%	22	76%	18	82%	23	128%	18	8	44%	8			
2 Nyoka June Lee	39	16	41%	12	75%	10	83%	13	130%	120	31	26%	24	77%	17	71%	28	165%	15	6	40%	5			
3 Jan Dixon	25	9	36%	8	89%	4	50%	7	175%	78	26	33%	21	81%	11	52%	17	155%	14	11	79%	5			
4 Steve Eres	37	11	30%	8	73%	8	100%	6	75%	105	28	27%	17	61%	14	82%	12	85%	14	9	64%	3			
5 Katie Aspen	24	8	33%	6	75%	4	67%	3	75%	77	22	29%	15	68%	9	60%	9	100%	15	4	27%	4			
6 Janette Blair	28	7	25%	5	71%	4	80%	8	200%	78	21	27%	12	57%	13	108%	16	123%	15	6	40%	4			
7 Ge Dedeogiu	22	14	64%	9	64%	1	11%	0	0%	71	26	37%	17	65%	5	29%	2	40%	1	1	100%	2			
8 Daniel Vargas	23	15	65%	6	40%	2	33%	0	0%	59	37	63%	14	38%	10	71%	3	30%	5	2	40%	1			
9	0	0		0		0		0		0	0		0		0		0		0	0		0			
10	0	0		0		0		0		0	0		0		0		0		0	0		0			
11	0	0		0		0		0		0	0		0		0		0		0	0		0			
12	0	0		0		0		0		0	0		0		0		0		0	0		0			
Totals	232	89	38%	60	67%	38	63%	48	126%	684	220	32%	142	65%	97	68%	110	113%	97	47	48%	32			
HIGH SCHOOL																									
Leads	Int.	%	Apps.	%	Enroll	%	Referrals	Referral Ratio	Leads	Int.	%	Apps.	%	Enroll	%	Referrals	Referral Ratio	This Mo. Sched.	Net Started	%	Future Sched.				
13 Diane Robinson	0	0		0		0		0		0	0		0		0		0		0	0		0			
14 Caroline Banskton	22	6	27%	4	67%	2	50%	1	50%	66	20	30%	13	65%	11	85%	5	45%	15	5	33%	5			
15	0	0		0		0		0		0	0		0		0		0		0	0		0			
High School Totals	22	6	27%	4	67%	2	50%	1	50%	66	20	30%	13	65%	11	85%	5	45%	15	5	33%	5			
Grand Total	254	95	37%	64	67%	40	63%	49	123%	750	240	32%	155	65%	108	70%	115	106%	112	52	46%	37			
START FORECAST																									
Start Month	02/03	2003/2004	RE	Last Week	This Wk	No. Already	02/03	2003/2004	Rate Assumptions		No.	Week	Days	Active	Reverse										
Start Dates	Starts	Budget	FCST	Forecast	Forecast	Started	Futures	Futures	Show	Run	Pkgd	Enrolled	Remaining	Apps											
20, 26 Nov	0	67	0	0	72	69	0	25//2	0	28	0	0	0	5	5	18									
8-Dec	0	68	0	0	0	0	0	8//1	0	9	0	0	0	0	2	0									
Jan 5, 13, 28	0	142	0	0	0	0	0	23//3	0	26	0	0	0	0	0	0									
	0	0	0	0	0	0	0	0	0	0	0	0	0	0	0	0									
	0	0	0	0	0	0	0	0	0	0	0	0	0	0	0	0									
	0	0	0	0	0	0	0	0	0	0	0	0	0	0	0	0									

-426-

NL

I NEED
YOU BACK

AC TK TSP

Central Pacific Rep. Activity Report					
February 16 - 20, 2004					
College	Admissions	Wkly	Wkly	MTD	MTD
Name	Representative	Apps	Enroll	Enroll	Start
San Jose No.	Jeff Schmidt	10	7	20	15
San Jose No.	Tamara Nasser	7	6	20	10
San Jose No.	Beverley Sandeford	5	6	17	14
San Francisco	Jan Dlxson	6	6	15	12
San Francisco	Ge Dedeoglou	4	6	12	12
San Bernardino	Ryan Knight	6	6	12	5
Lynnwood	Scott Noble	6	6	12	0
San Jose No.	Monica Hernandez	7	5	13	13
San Francisco	Carolyn Bankston	6	5	13	15
Lynnwood	Jan Estabrook	4	5	13	0
Renton	Cinda Hopper	5	5	11	7
Lynnwood	Catherine Sterling	4	5	10	0
San Francisco	Daniel Vargas	5	4	17	10
San Jose No.	Karen Smith	6	4	15	20
Hayward	Maurice Rooks	6	4	15	10
San Bernardino	Nsenga Hughes	6	4	14	7
San Bernardino	Luis Sanchez	4	4	11	9
Hayward	Theresa Verayo	5	4	11	6
Hayward	Tracey Chan	5	4	11	5
Renton	Angela Stephan	4	4	10	8
Lynnwood	DeRoy Gorham	5	4	8	0
Renton	Megyn Cornyn	5	4	6	10
Renton	Judy Florence	4	4	6	11
San Francisco	Estelja Aranas	6	3	14	12
Reseda	Carmen Crjstallinas	9	3	12	9
San Francisco	Janette Blair	4	3	10	9
San Bernardino	Genina Litchfield	2	3	9	4
Renton	Jen Cox	6	3	7	9
Lynnwood	Lee Elcheberger	3	3	7	0
San Bernardino	Steve Jackson	2	3	5	1
San Francisco	Nyoka June Lee	5	2	13	13
Reseda	Gus Aragon	2	2	12	10
Reseda	Joe Perez	7	2	12	10
San Jose No.	Julius Sabenorio	5	2	9	5
San Francisco	Steven Eres	3	2	8	7
Hayward	Nicole Julien	5	2	8	5
Reseda	Greg Rosette	6	2	7	3
Renton	Nicole Donnelly	2	2	7	8
Renton	Suzanne Meyer	1	2	7	5
Reseda	Fred Song	2	2	6	3
San Francisco	Marty Eldsvik	2	2	3	0
San Bernardino	Rhonda Thomas	1	1	7	6
San Bernardino	Kristin Wishire	0	1	7	7
San Bernardino	Luz Camarena	0	1	7	6
Reseda	Rosetta Smith	1	1	7	10
Renton	Nikki Bartos	2	1	7	5
Renton	Jennifer Nicholson	2	1	6	9
San Jose No.	Trey Friedmann	3	1	5	2
San Bernardino	Juanita Peraita	1	1	5	5
San Bernardino	Mariene Morse	4	1	5	5
Reseda	Siobhan Loftus	1	1	5	5
San Bernardino	Elizabeth Acosta	1	1	2	2
Hayward	Latasha Kent	2	1	2	0
Reseda	Gina Carollo	1	1	1	0
San Jose No.	Venus Laquian	0	0	5	4
Reseda	Mel Carlson	0	0	5	3
Hayward	Marcle Blas	0	0	5	5
Renton	Kimberly Seagroves	1	0	3	2
San Francisco	James Valadez	2	0	1	1
San Jose No.	Jeremy Everett	2	0	0	0
San Jose No.	Jeff Perlicheck	0	0	0	0
Renton	Alberto Perez	0	0	0	4
Lynnwood	Allssa Hodson	3	0	0	0
	totals	223	168	633	393

CSI Regional Activity Report					
February 16 - 20, 2004					
*					
College Name	Director of Admissions	Wkly Apps	Wkly Enroll	MTD Enroll	MTD Start
GMI Jonesboro	Victor Tedoff	44	40	114	-7
GMI Atlanta	Sonya Jabriel	42	38	104	-1
San Francisco	Cary Kaplan	43	37	124	90
Grand Rapids	Bobbi Blok	45	34	121	139
San Jose No.	Corey Faria	45	33	97	68
New Orleans	Doug Lockwood	45	32	84	54
GMI DeKalb	Trisha Sherwood	33	29	59	-4
Renton	Paige Mathis	32	28	76	79
San Bernardino	Open	27	26	84	39
Greenspoint	Jeff Brown	29	26	68	-11
West LA	Robert Quintero	30	26	65	10
Whittier	Lillian Gonzalez	31	25	92	58
Chicago	Nikee Carnagey	31	25	85	-3
Burr Ridge	Joe Rossberger	26	25	75	-7
Lynnwood	Jo Ann Andre	25	23	45	-9
Gardena	Dianne Jerrybandhan	41	22	91	52
Brighton	Kathy Devine	17	22	62	13
Skokie	Mark Sullivan	34	21	56	27
LA Wilshire	Marie Guerrero	25	19	63	33
El Monte	Martin Yousef	24	19	56	27
Hobby	Greg Lotz	36	17	76	48
Ontario	Keisha Downey	42	17	76	58
Hayward	Nina Kamatani	23	17	54	34
GMI Marietta	Calise Williamson	24	17	43	0
Chesapeake	Ed Flores	39	17	38	-4
Reseda	Lori Starbuck	28	16	73	54
Anaheim	Adam Phramany	23	15	68	24
Everett (Eton)	David Bowman	25	14	44	79
Merrillville	Open	25	14	44	48
Kalamazoo	Gloria Stender	20	12	57	44
Tacoma (Eton)	Lynette Rickman	18	12	46	88
Newport News	Larry Veeneman Jr.	26	12	45	7
Seattle (Ashmead)	Juli Lau	12	12	37	0
Tigard (Ashmead)	Open	12	11	31	0
Norcross	John Magombo	27	10	44	22
Torrance	Christopher McDavis	8	10	28	7
Vancouver (Ashmead)	Open	3	8	20	0
Port Orchard (Eton)	Sheila Austin	14	6	33	69
Everett (Ashmead)	Open	8	6	17	0
Fife (Ashmead)	Andrea Niemeyer	7	4	31	0
Federal Way (Eton)	James Guynn	1	0	19	41
	TOTALS	1,090	797	2,545	1,266
* sorted by					

San Francisco		AD REP PERFORMANCE FLASH																		School No. 83					
Week Ending		MONTH: 2		DAY: 22		YEAR: 2004																			
		WEEKLY TOTALS									MONTH TO DATE TOTALS									MONTHLY STARTS					
Admissions Rep		Leads	Int.	%	Apps.	%	Enroll	%	Referrals	Referral Ratio	Leads	Int.	%	Apps.	%	Enroll	%	Referrals	Referral Ratio	This Mo. Sched.	Net Started	%	Future Sched.		
1	Estella Aranes	25	8	32%	6	75%	3	60%	4	133%	91	29	32%	21	72%	14	67%	15	107%	16	12	75%	12		
2	Nyoka June Lee	25	6	24%	5	83%	2	40%	3	150%	93	25	27%	21	84%	13	82%	15	115%	18	13	72%	9		
3	Jan Dixon	32	7	22%	6	86%	6	100%	5	83%	113	28	25%	19	68%	15	79%	18	120%	17	12	71%	13		
4	Steven Eres	23	4	17%	3	75%	2	67%	3	150%	67	17	25%	12	71%	8	67%	8	100%	10	7	70%	10		
5	Janette Blair	17	4	24%	4	100%	3	75%	5	167%	71	16	23%	13	81%	10	77%	15	150%	14	9	64%	5		
6	Ge Dedeoglou	23	5	22%	4	80%	6	150%	4	67%	80	17	21%	12	71%	12	100%	11	92%	14	12	86%	14		
7	Daniel Vargas	22	7	32%	5	71%	4	80%	3	75%	84	25	30%	20	80%	17	85%	10	59%	14	10	71%	11		
8	James Valadez	12	4	33%	2	50%	0	0%	1		57	16	28%	8	50%	1	13%	3	300%	1	1	100%	0		
9	Marty Eldsvik	16	4	25%	2	50%	2	100%	1	50%	26	9	35%	5	56%	3	60%	2	67%	0	0		2		
10		0	0		0		0		0		0	0		0		0		0		0	0		0		
11		0	0		0		0		0		0	0		0		0		0		0	0		0		
12		0	0		0		0		0		0	0		0		0		0		0	0		0		
Totals		195	49	25%	37	76%	28	76%	29	104%	682	182	27%	131	72%	93	71%	97	104%	104	76	73%	76		
HIGH SCHOOL		Leads	Int.	%	Apps.	%	Enroll	%	Referrals	Referral Ratio	Leads	Int.	%	Apps.	%	Enroll	%	Referrals	Referral Ratio	This Mo. Sched.	Net Started	%	Future Sched.		
13	Diane Robinson	0	0		0		0		0		0	0		0		0		0		0	0		0		
14	Carolyn Bankston	22	11	50%	6	55%	5	83%	5	100%	71	29	41%	18	62%	13	72%	13	100%	17	15	88%	10		
15		0	0		0		0		0		0	0		0		0		0		0	0		0		
High School Totals		22	11	50%	6	55%	5	83%	5	100%	71	29	41%	18	62%	13	72%	13	100%	17	15	88%	10		
Grand Total		217	60	28%	43	72%	33	77%	34	103%	753	211	28%	149	71%	106	71%	110	104%	121	91	75%	86		
START FORECAST																									
Start Month	Start Dates	02/03 Starts	2003/2004 Budget	RE FCST	Last Week Forecast	This Wk Forecast	No. Already Started	02/03		2003/2004		Rate Assumptions		No. Pkgd	Week Enroll'd	Days Remaining	Active Apps	Reverse							
								Futures	Futures	Show	Run														
	4, 12, Feb	0	85	0	0	90	105	0	0	0	0	0%	0	0	0	0	0	15							
	5, 8, 15, March	0	118	0	0	0	0	0	0	70/10	80	0%	0	0	0	0	4	0							
	5, 13, 15, April	0	119	0	0	0	0	0	0	5	5	0%	0	0	0	0	0	0							
	5, 8, 14 May	0	117	0	0	0	0	0	0	1	1	0%	0	0	0	0	0	0							
	4, 15, 28, June	0	117	0	0	0	0	0	0	3	3	0%	0	0	0	0	0	0							
	0	0	114	0	0	0	0	0	0	0	0	0%	0	0	0	0	0	0							

NL

ONCE
AGAIN

OUTSTANDING!

Central Pacific Rep. Activity Report					
January 1 - 9, 2004					
College Name	Admissions Representative	Wkly Apps	Wkly Enroll	MTD Enroll	MTD Start
San Francisco	Nyoka Lee	10	10	10	8
San Francisco	Daniel Vargas	9	8	8	1
San Francisco	Steven Eres	8	8	8	6
San Bernardino	Marlene Morse	6	8	8	2
Reseda	Greg Rosette	12	8	8	0
San Bernardino	Genina Litchfield	10	7	7	1
San Jose No.	Candy Martin Luallin	7	6	6	7
San Jose No.	Karen Smith	7	6	6	4
San Francisco	Estella Aranas	9	6	6	8
San Francisco	Jan Dixon	9	6	6	9
Reseda	Rosetta Smith	6	6	6	1
San Jose No.	Venus Laquian	6	5	5	7
San Jose No.	Beverly Sandeford	7	5	5	3
San Jose No.	Charina Oltan	6	5	5	5
San Bernardino	Ryan Knight	14	5	5	1
Reseda	Gus Aragon	5	5	5	2
Hayward	Latasha Kent	7	5	5	0
San Francisco	Janette Blair	5	4	4	8
San Francisco	Carolyn Bankston	5	4	4	6
San Bernardino	Luz Camarena	8	4	4	3
San Bernardino	Luis Sanchez	5	4	4	0
Reseda	Joe Perez	5	4	4	2
Renton	Jennifer Nicholson	3	4	4	0
Lynnwood	DeRoy Gorham	4	4	4	0
Hayward	Marcie Blas	4	4	4	0
Hayward	Maurice Rooks	6	4	4	0
Reseda	Carmen Cristallinas	4	3	3	1
Renton	Judy Florence	2	3	3	0
Renton	Nicole Donnelly	3	3	3	0
Renton	Nikki Bartos	2	3	3	0
Renton	Megyn Cornyn	3	3	3	0
Lynnwood	Scott Noble	4	3	3	0
Lynnwood	Gynger Steele	5	3	3	0
Hayward	Theresa Verayo	5	3	3	0
Hayward	Aaron Williams	5	3	3	0
Hayward	Tracey Chan	7	3	3	0
San Jose No.	Monica Hernandez	6	2	2	4
San Jose No.	Tamara Nasser	4	2	2	1
San Jose No.	Jeff Schmidt	3	2	2	3
San Francisco	Ge Dedeoglou	4	2	2	7
San Bernardino	Nsenga Hughes	11	2	2	1
Reseda	Mel Carlson	2	2	2	1
Renton	Alberto Perez	2	2	2	0
Renton	Jen Cox	3	2	2	0
Renton	Cinda Hopper	3	2	2	0
Renton	Suzanne Meyer	3	2	2	0
San Bernardino	Juanita Peralta	1	1	1	0
San Bernardino	Elizabeth Acosta	1	1	1	0
San Bernardino	Steve Jackson	0	1	1	0
San Bernardino	Rhonda Thomas	9	1	1	0
Renton	Angela Stephan	2	1	1	0
Lynnwood	Lee Eichelberger	5	1	1	0
Lynnwood	Catherine Sterling	2	1	1	0
Hayward	Mark Spencer	1	1	1	0
San Bernardino	Kristin Wilshire	1	0	0	1
Reseda	Slobhan Loftus	4	0	0	0
Renton	Kristin Mason	0	0	0	0
Lynnwood	Jan Estabrook	2	0	0	0
	totals	293	203	203	104

AD REP PERFORMANCE FLASH

San Francisco

School No. 83

Week Ending MONTH: 1 DAY: 10 YEAR: 2004

	Admissions Rep	WEEKLY TOTALS									MONTH TO DATE TOTALS									MONTHLY STARTS				
		Leads	Int.	%	App.	%	Enroll	%	Referrals	Referral Ratio	Leads	Int.	%	App.	%	Enroll	%	Referrals	Referral Ratio	This Mo. Sched.	Net Started	%	Future Sched.	
1	Estella Aranes	45	14	31%	9	64%	6	67%	6	100%	45	14	31%	9	64%	6	67%	6	100%	15	8	53%	5	1
2	Nyoka June Lee	50	10	20%	10	100%	10	100%	13	130%	50	10	20%	10	100%	10	100%	13	130%	24	8	33%	9	2
3	Jan Dixon	52	12	23%	9	75%	6	67%	12	200%	52	12	23%	9	75%	6	67%	12	200%	17	9	53%	3	3
4	Steven Eres	49	10	20%	8	80%	8	100%	5	63%	49	10	20%	8	80%	8	100%	5	63%	18	6	33%	9	4
5	Janette Blair	48	10	21%	5	50%	4	80%	7	175%	48	10	21%	5	50%	4	80%	7	175%	18	8	44%	4	5
6	Ge Dedeoglou	44	11	25%	4	36%	2	50%	5	250%	44	11	25%	4	36%	2	50%	5	250%	14	7	50%	4	6
7	Daniel Vargas	43	12	28%	9	75%	8	89%	5	63%	43	12	28%	9	75%	8	89%	5	63%	21	1	5%	6	7
8		0	0		0		0		0		0	0		0		0		0		0	0		0	8
9		0	0		0		0		0		0	0		0		0		0		0	0		0	9
10		0	0		0		0		0		0	0		0		0		0		0	0		0	10
11		0	0		0		0		0		0	0		0		0		0		0	0		0	11
12		0	0		0		0		0		0	0		0		0		0		0	0		0	12
	Totals	331	79	24%	54	68%	44	81%	53	120%	331	79	24%	54	68%	44	81%	53	120%	127	47	37%	40	
	HIGH SCHOOL	Leads	Int.	%	App.	%	Enroll	%	Referrals	Referral Ratio	Leads	Int.	%	App.	%	Enroll	%	Referrals	Referral Ratio	This Mo. Sched.	Net Started	%	Future Sched.	
13	Diane Robinson	0	0		0		0		0		0	0		0		0		0		0	0		0	13
14	Caroline Bakston	42	8	19%	5	63%	4	80%	2	50%	42	8	19%	5	63%	4	80%	2	50%	12	6	50%	6	14
15		0	0		0		0		0		0	0		0		0		0		0	0		0	15
	High School Totals	42	8	19%	5	63%	4	80%	2	50%	42	8	19%	5	63%	4	80%	2	50%	12	6	50%	6	
	Grand Total	373	87	23%	59	68%	48	81%	55	115%	373	87	23%	59	68%	48	81%	55	115%	139	53	38%	46	
START FORECAST																								
Start Month <small>(Please Supply Start Dates)</small>	02/03 Starts	2003/2004 Budget	RE FCST	Last Week Forecast	This Wk Forecast	No. Already Started	02/03		2003/2004		Rate Assumptions		No. Pkgd	Week Enrolled	Days Remaining	Active Apps	Reverse							
							Futures	Futures	Show	Run														
5, 13, 28, Jan	0	142	0	0	142	52	0	81/6	0	87	0%	0	0	0	19	3	1							
4, 12, Feb	0	85	0	0	0	0	0	35/4	0	39	0%	0	0	0	0	2	0							
5, 8, 15, March	0	118	0	0	0	0	0	5	0	5	0%	0	0	0	0	0	0							
5, 13, 15, April	0	119	0	0	0	0	0	0	0	0	0%	0	0	0	0	0	0							
5, 8, 14, May	0	117	0	0	0	0	0	0	0	0	0%	0	0	0	0	0	0							
4, 15, 28, June	0	114	0	0	0	0	0	0	0	0	0%	0	0	0	0	0	0							

-437-

Case: 13-56121, 06/17/2016, ID: 10020115, DKEntry: 109, Page 31 of 95

57
Transfer

Central Pacific Rep. Activity Report							
February 2005 Month End							
College	Admissions	Wkly	Wkly	MTD	MTD	YTD	
Name	Representative	Apps	Enroll	Enroll	Start	Start	
					(Rank 1)	(Rank 2)	
183	San Francisco	Marty Eidsvik	2	0	16	18	80
183	San Francisco	Carolyn Bankston	0	1	15	15	103
182	San Bernardino	Delaine Boerin	1	1	16	15	16
182	San Bernardino	Ryan Knight	0	2	12	14	100
182	San Bernardino	Luis Sanchez	1	4	18	13	91
183	San Francisco	Jan Dixson	2	0	14	12	79
182	San Bernardino	Marlene Morse	3	2	13	12	74
184	San Jose	Tamara Nasser	0	0	15	12	68
183	San Bernardino	Mikal Satchell	0	0	8	11	27
173	Reseda	Caroline Mirza	4	0	13	11	11
184	San Jose	Marie Ale	0	0	13	9	109
182	San Bernardino	Nsenga Hughes	1	1	8	8	140
183	San Francisco	David Jackson	1	0	5	8	69
183	San Francisco	Adrienne Mitchell	0	0	7	8	60
182	San Bernardino	Karlina Howard	0	1	6	8	14
184	San Bernardino	Beverley Sandeford	0	0	9	7	92
182	San Bernardino	Sally Miller	0	0	7	7	12
184	San Jose	Tara Law	0	0	6	6	64
182	San Bernardino	Kristin Wilshire	0	0	6	6	63
182	San Bernardino	Dinah Cortez	1	2	9	6	6
173	Reseda	Sheeva Zenoozy	2	2	11	5	66
182	San Bernardino	Kari Topoleski	2	1	7	5	60
184	San Jose	Gwen Nguyen	0	1	5	5	49
184	San Jose	Gloria Slaughter	1	0	4	5	6
173	Reseda	Carmen Cristalinis	0	0	3	4	95
184	San Jose	Jeremy Everett	3	0	7	4	69
183	San Francisco	Estella Aranas	1	2	14	4	18
182	San Bernardino	Mary Beth Cook	0	0	4	4	16
173	Reseda	Christian Baer	1	0	4	4	4
183	San Francisco	Shawncy McGowan	0	0	5	4	4
173	Reseda	Anthony Nguyen	2	2	5	3	3
183	San Francisco	Jessica Roble	0	0	2	2	43
184	San Jose	Nyoka Lee	0	1	2	2	23
184	San Jose	Damon Victor	0	0	3	2	2
173	Reseda	Dashna Mahmood	0	0	8	2	2
184	San Jose	Hector Siqueiros	0	0	5	2	2
184	San Jose	Michael Howard	0	0	1	1	1
182	San Bernardino	Shaune Mckinney	3	1	2	1	1
173	Reseda	Steve Watkins	0	0	2	1	1
195	Hayward	Maurice Rooks	-	-	-	-	79
195	Hayward	Lila Sterling	-	-	-	-	33
195	Hayward	Mindy Lee	-	-	-	-	30
195	Hayward	Julie Saylor	-	-	-	-	18
195	Hayward	Janice Tone	-	-	-	-	12
195	Hayward	Dominique Trujillo	-	-	-	-	11
195	Hayward	Armando Andrews	-	-	-	-	8
		Totals	31	24	310	266	1,934

17.
6
23
5
28

Dec 6
Jan 17
Feb 5

REPORT: SAQ22PP3



QUARTERLY ADREP ACTIVITY REPORT - TRIAL
SUMMARY - 05/07/05 THRU 05/13/05

RUN-DATE: 05/13/05 PAGE: 1
RUN-TIME: 08:03:03.6

ADREP NBR	ADREP NAME	# LEAD	# INTVS			% LEADS TO INTVS	# APPLS			% INTVS TO APPLS	# ENRLS			% APPLS TO ENRLS
			PREV	CURR	TOTL		PREV	CURR	TOTL		PREV	CURR	TOTL	
SCHOOL: 083 - SAN FRANCISCO CAMPUS														
0238	ARANAS, ESTELA	36	9	4	13	36.11	1	1	2	15.38	1	1	2	1.00
0105	CALHOUN, CANDY	28	4	2	6	21.42	3	0	3	50.00	1	0	1	33.33
0085	CAROLYN BANKSTON	24	2	0	2	8.33	2	0	2	1.00	2	0	2	1.00
0078	DIXSON, JAN	30	3	5	8	26.66	6	3	9	1.00	4	0	4	44.44
3333	HIGH SCHOOL REP	136	0	0	0	0.00	0	0	0	0.00	0	0	0	0.00
0091	JACKSON, DAVID	1	0	0	0	0.00	0	0	0	0.00	0	0	0	0.00
0075	LEE, NYOKA	25	5	4	9	36.00	4	1	5	55.55	3	0	3	60.00
0102	MCGOWAN, SHAWNCY	18	4	0	4	22.22	3	0	3	75.00	0	0	0	0.00
0092	SHAW, INNA	25	2	2	4	16.00	2	2	4	1.00	0	0	0	0.00
0104	SIVAPALAN, SUGANIA	21	3	4	7	33.33	3	4	7	1.00	0	0	0	0.00
8888	UNASSIGNED	1	0	0	0	0.00	0	0	0	0.00	0	0	0	0.00
0103	VICTOR, DAMON D.	28	3	5	8	28.57	2	3	5	62.50	1	1	2	40.00
SCHOOL TOTALS:		373			61	16.35			40	65.57			14	35.00

Case: 13-56121, 06/17/2016, ID: 10020115, DktEntry: 109, Page 33 of 95

Overall Department Ranking
(Rated Strongly Agree/Agree/Neutral)

Surveys	Current Wave (Mar. 2005)	Previous Wave (N/A)	Benchmark Wave (Mar. 2005)	Point Change (Current Wave vs. Previous Wave)
	376		376	
Overall Rating 	94%	85%	94%	+9
Instructors	97%	90%	97%	+7
School	95%		95%	
Program	95%	87%	95%	+8
Education Management	95%		95%	
Admissions	93%	88%	93%	+5
Career Services	93%	78%	93%	+15 
Finance	92%	87%	92%	+5
Administration	92%	83%	92%	+9

-435-

Significant change at the 95% confidence level.

Ranking for Department: School

(Rated Strongly Agree/Agree/Neutral)

Surveys	Current Wave (Mar. 2005)	Previous Wave (N/A)	Benchmark Wave (Mar. 2005)	Point Change (Current Wave vs. Previous Wave)
		376		376
School	95%		95%	
Overall, my education/training here will help me improve my career.	98%		98%	
Overall, I am satisfied with my experience at this school.	95%		95%	
I would recommend this school to others.	91%		91%	

-436-

Significant change at the 95% confidence level.

Ranking for Department: Admissions

(Rated Strongly Agree/Agree/Neutral)

Surveys	Current Wave (Mar. 2005)	Previous Wave (N/A)	Benchmark Wave (Mar. 2005)	Point Change (Current Wave vs. Previous Wave)
		376		376
Admissions	93%		93%	
The Admissions Representative was able to answer my questions about the program(s) I was interested in.	96%		96%	
Overall the Admissions Department is helpful.	94%	91	94%	
The Admissions Representative followed up on my questions and/or concerns.	92%	86	92%	
The information I received when I enrolled was accurate.	91%	86	91%	
My experience at this school has met the expectations set during the enrollment process.	91%		91%	

-437-

Significant change at the 95% confidence level.

Ranking for Department: Finance

(Rated Strongly Agree/Agree/Neutral)

Surveys	Current Wave (Mar. 2005)	Previous Wave (N/A)	Benchmark Wave (Mar. 2005)	Point Change (Current Wave vs. Previous Wave)
		376		376
Finance	92%		92%	
Overall the Financial Aid Office is helpful.	93%	88	93%	
The Financial Aid Office provides me account information that is clear and thorough.	92%	86	92%	
The Financial Aid Office Representative followed up on my questions and/or concerns.	91%	86	91%	
My questions about Financial Aid were answered completely and clearly.	91%		91%	

-438-

Significant change at the 95% confidence level.

Ranking for Department: Program

(Rated Strongly Agree/Agree/Neutral)

Surveys	Current Wave (Mar. 2005)	Previous Wave (N/A)	Benchmark Wave (Mar. 2005)	Point Change (Current Wave vs. Previous Wave)
	376		376	
Program	95%		95%	
My courses relate well to my career goals.	97%	93	97%	
The use of in-class equipment helps me understand the course subject.	97%		97%	
The materials provided to me in class are used effectively and help me better understand the course subject matter.	95%		95%	
So far, my career training experience at this school meets my expectations.	94%		94%	
The equipment used in my classes is well maintained and adequate.	90%	83	90%	

Significant change at the 95% confidence level.

Ranking for Department: Instructors

(Rated Strongly Agree/Agree/Neutral)

Surveys	Current Wave (Mar. 2005)	Previous Wave (N/A)	Benchmark Wave (Mar. 2005)	Point Change (Current Wave vs. Previous Wave)
	376		376	
Instructors	97%		97%	
I can count on class to begin and end on time.	98%	9.2	98%	
I can count on the instructor to attend class.	97%		97%	
The instructor makes good use of class time to cover the material.	97%	9.0	97%	
I feel like the instructors are empathetic and responsive in helping me to succeed.	97%	8.9	97%	
The instructors effectively relate discussions to the work place.	97%		97%	
Overall, I am satisfied with the quality of instruction at this school.	95%		95%	

-440-

Significant change at the 95% confidence level.

Case: 13-56121, 06/17/2016, ID: 10020115, DktEntry: 109, Page 39 of 95

Ranking for Department: Education Management

(Rated Strongly Agree/Agree/Neutral)

Surveys	Current Wave (Mar. 2005)	Previous Wave (N/A)	Benchmark Wave (Mar. 2005)	Point Change (Current Wave vs. Previous Wave)
		376		376
Education Management	95%		95%	
The Education Management staff is supportive and responsive in helping me to succeed.	96%		96%	
The Education Management staff is readily available.	94%		94%	

Significant change at the 95% confidence level.

Ranking for Department: Career Services

(Rated Strongly Agree/Agree/Neutral)

Surveys	Current Wave (Mar. 2005)	Previous Wave (N/A)	Benchmark Wave (Mar. 2005)	Point Change (Current Wave vs. Previous Wave)
	376		376	
Career Services	93%		93%	
Overall the Career Services Department is helpful.	93%	79	93%	
The Career Services Department provides me with thorough and useful information.	93%	79	93%	
The Career Services Representative followed up on my questions and/or concerns.	93%	77	93%	
The Career Services staff and the services they provide help prepare me for employment.	93%	76	93%	

-442-

Significant change at the 95% confidence level.

Ranking for Department: Administration

(Rated Strongly Agree/Agree/Neutral)

Surveys	Current Wave (Mar. 2005)	Previous Wave (N/A)	Benchmark Wave (Mar. 2005)	Point Change (Current Wave vs. Previous Wave)
	376		376	
Administration	92%		92%	
I get assistance from staff members if I need it.	96%	83	96%	
Overall, the administration is committed to helping me complete school.	95%	83	95%	
School managers are available if I need them.	92%	83	92%	
If necessary, I can count on the School President to assist in resolving problems that affect me.	92%	83	92%	
Overall, the school's facilities are clean and well maintained.	90%	83	90%	
The reception personal are courteous and helpful.	89%	80	89%	

-443-

 Significant change at the 95% confidence level.

S7
transfer

Central Pacific Rep. Activity Report							
March 2005 Month End							
College	Admissions	Wkly	Wkly	MTD	MTD	YTD	
Name	Representative	Apps	Enroll	Enroll	Start	Start	
					(Rank 1)	(Rank 2)	
182	San Bernardino	Luis Sanchez	6	8	19	22	122
182	San Bernardino	Ryan Knight	7	6	20	19	131
182	San Bernardino	Delaine Boerin	6	2	16	19	53
183	San Francisco	Estella Aranas	13	3	12	13	45
173	Reseda	Caroline Mirza	5	3	22	13	33
173	Reseda	Shaune Mckinney	3	4	9	13	17
183	San Francisco	Jan Dixson	13	3	9	10	92
182	San Bernardino	Marlene Morse	3	1	9	10	92
184	San Jose	Nyoka Lee	2	2	7	10	38
183	San Francisco	Inna Shaw	2	1	8	10	12
184	San Jose	Beverly Sandeford	5	5	12	9	116
173	Reseda	Dinah Cortez	8	4	14	9	20
173	Reseda	Dashna Mahmood	6	1	14	9	15
184	San Jose	Tara Law	1	2	6	7	78
184	San Jose	Gwen Nguyen	2	3	7	7	63
173	Reseda	Shamir Patel	5	3	9	7	8
195	Hayward	Dominique Trujillo	5	1	6	6	28
184	San Jose	Damon Victor	7	1	6	6	11
182	San Bernardino	Jake Myers	0	0	6	6	6
195	Hayward	Janet Huynh	3	1	9	5	5
184	San Jose	Tamara Nasser	2	3	6	4	79
195	Hayward	Lifa Sterling	2	5	6	4	45
183	San Francisco	Shawncy McGowan	5	2	5	4	13
182	San Bernardino	Armando Ellsarraraz	1	0	4	4	6
182	San Bernardino	Doug Picano	3	3	8	4	4
184	San Jose	Jeremy Everett	6	1	7	3	78
182	San Bernardino	Kari Topoleski	0	0	6	2	76
195	Hayward	Mindy Lee	1	2	3	2	39
173	Reseda	Christian Baer	2	1	4	2	8
183	San Francisco	Candy Calhoun	3	1	4	2	2
195	Hayward	Ken Gardner	2	3	8	2	2
182	San Bernardino	Natasha Toientino	4	0	0	2	2
195	Hayward	Reynaldo Albano Jr	2	1	2	2	2
183	San Francisco	David Jackson	0	0	1	1	79
173	Reseda	Sheeva Zenozy	0	0	1	1	79
184	San Jose	Gloria Slaughter	2	0	6	1	14
184	San Jose	Melissa Wong	5	2	5	1	2
182	San Bernardino	Nsenga Hughes	0	0	0	0	140
184	San Jose	Marie Ale	0	0	0	0	111
182	San Bernardino	Sally Miller	0	0	3	0	18
173	Reseda	Anthony Nguyen	0	0	7	0	6
173	Reseda	Steve Watkins	0	0	0	0	3
183	San Francisco	Sugania Sivapalan	8	0	1	0	0
		Totals	150	78	306	251	1,793

ST
transfer

Central Pacific Rep. Activity Report						
February 18th, 2005						
College	Admissions	Wkly	Wkly	MTD	MTD	
Name	Representative	Apps	Enroll	Enroll	Start	
			(Rank 1)	(Rank 2)		
183	San Francisco	Marty Eldsvik	8	5	15	15
183	San Francisco	Jan Dixon	7	5	13	9
182	San Bernardino	Luis Sanchez	8	5	13	1
184	San Jose	Marie Ale	2	5	12	6
184	San Jose	Tamara Nasser	4	5	11	4
182	San Bernardino	Delaine Boerin	6	5	10	3
195	Hayward	Dominique Trujillo	6	5	6	1
173	Reseda	Caroline Mirza	2	4	12	4
195	Hayward	Janice Tone	5	4	4	1
182	San Bernardino	Ryan Knight	7	3	9	6
173	Reseda	Sheeva Zenoozy	6	3	8	1
182	San Bernardino	Sally Miller	2	3	7	1
195	Hayward	Armando Andrews	7	3	5	1
182	San Bernardino	Kristin Wilshire	3	3	5	2
183	San Francisco	Shawncy McGowan	3	3	4	1
184	San Jose	Christian Baer	2	3	3	0
183	San Francisco	Estella Aranas	3	2	9	3
182	San Bernardino	Marlene Morse	5	2	8	4
184	San Jose	Beverley Sandeford	3	2	7	2
182	San Bernardino	Kari Topoleski	4	2	6	1
195	Hayward	Tasha Anderson	5	2	5	1
173	Reseda	Dashna Mahmood	2	2	4	0
184	San Jose	Tara Law	3	2	3	2
173	Reseda	Steve Watkins	3	2	2	0
183	San Francisco	Mikal Satchell	6	1	7	7
182	San Bernardino	Nsenga Hughes	1	1	7	3
184	San Jose	Jeremy Everett	4	1	6	1
184	San Jose	Hector Siqueiros	3	1	5	0
184	San Jose	Gwen Nguyen	4	1	4	3
195	Hayward	Mindy Lee	3	1	3	3
195	Hayward	Julie Saylor	1	1	2	1
183	San Francisco	Damon Victor	9	1	1	0
195	Hayward	Lila Sterling	0	1	1	0
173	Reseda	Shaune Mckinney	1	1	1	0
183	San Francisco	Adrienne Mitchell	4	0	7	8
173	Reseda	Dinah Cortez	6	0	4	0
182	San Bernardino	Mary Beth Cook	0	0	4	3
173	Reseda	Carmen Cristalinias	0	0	3	2
184	San Jose	Gloria Slaughter	0	0	3	3
173	Reseda	Anthony Nguyen	2	0	2	0
183	San Francisco	Jessica Roble	0	0	2	4
182	San Bernardino	Karlina Howard	3	0	2	3
183	San Francisco	David Jackson	0	0	1	8
195	Hayward	Maurice Rooks	3	0	1	1
184	San Jose	Nyoka Lee	0	0	1	2
182	San Bernardino	Juanita Peralta	0	0	0	-1
		Totals	156	90	248	120

CSI Regional Activity Report					
September 15 - 19, 2003					
*					
College Name	Director of Admissions	Wkly Apps	Wkly Enroll	MTD Enroll	MTD Start
GMI Atlanta	Sonya Jabriel	67	63	151	5
El Monte	Marc Woodruff	40	40	95	24
GMI Jonesboro	Victor Tedoff	55	39	104	-8
San Jose No.	Corey Faria	45	39	99	40
Brighton	Kathy Devine	45	37	103	34
San Bernardino	Open	53	36	97	46
Grand Rapids	Open	53	34	88	108
Gardena	Dianne Jerrybandhan	37	33	91	39
San Francisco	Cary Kaplan	38	32	118	-13
Whittier	Lillian Gonzalez	40	32	85	45
West LA	Daniel Santillan	40	31	64	7
Greenspoint	Jeff Brown	33	26	93	39
Norcross	John Magombo	31	26	55	0
Renton	Paige Mathis	41	25	84	18
Reseda	Lori Starbuck	27	25	72	24
GMI DeKalb	Preston King	27	25	53	-2
GMI Marietta	Patrick Dabous	29	24	70	12
Anaheim	Adam Phramany	28	24	69	4
Hobby	Marlin Griffin	45	24	64	42
New Orleans	Doug Lockwood	33	23	75	50
Burr Ridge	Joe Rossberger	24	22	53	0
Chicago	Randall Tumblin	38	21	59	0
Skokie	Mark Sullivan	24	21	59	41
Kalamazoo	Gloria Stender	24	20	61	56
Hayward	Nina Kamatani	27	20	60	60
Ontario	Keisha Downey	41	19	71	101
LA Wilshire	Marie Guerrero	18	18	66	21
Merrillville	Don Keeney	16	18	49	30
Lynnwood	Jo Ann Andre	20	14	65	16
Chesapeake	Ed Flores	25	9	45	-8
Torrance	Christopher McDavis	8	7	25	20
Newport News	Janelle Roberts	0	5	41	5
	TOTALS	1,072	832	2,384	856
* sorted by					

SAN FRANCISCO		AD REP PERFORMANCE FLASH																		School No. 83			
Week Ending		MONTH: 9			DAY: 20			YEAR: 2003															
WEEKLY TOTALS											MONTH TO DATE TOTALS									MONTHLY STARTS			
Admissions Rep	Leads	Int.	%	Apps.	%	Enroll	%	Referrals	Referral Ratio	Leads	Int.	%	Apps.	%	Enroll	%	Referrals	Referral Ratio	This Mo. Sched.	Net Started	%	Future Sched.	
1 Estella Aranes	21	8	38%	5	63%	4	80%	5	125%	46	17	37%	11	65%	9	82%	10	111%	18	0	0%	5	
2 Nyoka June Lee	24	8	33%	4	50%	2	50%	7	350%	55	14	25%	10	71%	9	90%	16	178%	21	0	0%	3	
3 Jan Dixon	25	10	40%	5	50%	6	120%	9	150%	55	18	33%	10	56%	10	100%	15	150%	21	0	0%	4	
4 Steven Eres	14	7	50%	5	71%	5	100%	5	100%	37	13	35%	9	69%	7	78%	7	100%	13	0	0%	7	
5 Christy Garland	22	6	27%	4	67%	1	25%	1	100%	37	10	27%	6	60%	3	50%	4	133%	7	0	0%	0	
6 Alicia Lee	37	10	27%	5	50%	4	80%	7	175%	67	19	28%	11	58%	7	64%	10	143%	19	0	0%	4	
7 Katie Aspen	23	7	30%	4	57%	3	75%	3	100%	47	17	36%	10	59%	8	80%	8	100%	13	0	0%	3	
8 Jeannette Blair	15	8	53%	6	75%	4	67%	4	100%	39	15	38%	12	80%	7	58%	8	114%	10	0	0%	2	
9	0	0		0		0		0		0	0		0		0		0		0	0		0	
10	0	0		0		0		0		0	0		0		0		0		0	0		0	
11	0	0		0		0		0		0	0		0		0		0		0	0		0	
12	0	0		0		0		0		0	0		0		0		0		0	0		0	
Totals	181	64	35%	38	59%	29	76%	41	141%	383	123	32%	79	64%	60	76%	78	130%	122	0	0%	28	
HIGH SCHOOL	Leads	Int.	%	Apps.	%	Enroll	%	Referrals	Referral Ratio	Leads	Int.	%	Apps.	%	Enroll	%	Referrals	Referral Ratio	This Mo. Sched.	Net Started	%	Future Sched.	
13 Diane Robinson	0	0		0		0		0		0	0		0		0		0		0	0		0	
14 Carolyn Bankston	32	6	19%	2	0%	1	50%	4	400%	72	11	15%	4	36%	3	75%	4	133%	10	0	0%	4	
15	0	0		0		0		0		0	0		0		0		0		0	0		0	
High School Totals	32	6	19%	2	33%	1	50%	4	400%	72	11	15%	4	36%	3	75%	4	133%	10	0	0%	4	
Grand Total	213	70	33%	40	57%	30	75%	45	150%	455	134	29%	83	62%	63	76%	82	130%	132	0	0%	32	
START FORECAST																							
Start Month	02/03	2003/2004	RE	Last Week	This Wk	No. Already	02/03	2003/2004	Rate Assumptions		No.	Week	Days	Active	Reverse								
Start Dates	Starts	Budget	FCST	Forecast	Forecast	Started	Futures	Futures	Show	Run	Pkgd	Enrolled	Remaining	Apps									
September 22, 24, 29	0	109	0	0	109	0	120/11	0			0	0	9	0	13								
October 22, 28, 30	0	128	0	0	0	0	20/7	0			0	0	0	2	0								
20-Nov	0	67	0	0	0	0	2/0	0			0	0	0	0	0								
December 1, 8,	0	68	0	0	0	0	1/1	0			0	0	0	0	0								
January 5, 13, 28	0	0	0	0	0	0	1/0	0			0	0	0	0	0								
0	0	0	0	0	0	0	0	0			0	0	0	0	0								

NC

Central Pacific Rep. Activity Report					
October 1 - 10, 2003					
*					
College	Admissions	Wkly	Wkly	MTD	MTD
Name	Representative	Apps	Enroll	Enroll	Start
San Bernardino	Nsenga Hughes	12	14	14	7
San Jose No.	Shawn Hancock	11	10	10	6
San Francisco	Jan Dixson	14	8	8	0
Lynnwood	Aaron McCaughan	8	8	8	0
San Francisco	Carolyn Bankston	10	7	7	0
San Francisco	Steven Eres	8	7	7	0
San Bernardino	Robert Quintero	7	7	7	3
Renton	Nicole Donnelly	6	7	7	2
Lynnwood	DeRoy Gorham	8	7	7	0
San Jose No.	Beverley Sandeford	8	6	6	3
San Jose No.	Candy Martin-Lualin	8	6	6	8
San Jose No.	Venus Laqulan	7	6	6	6
San Jose No.	Corrina Culla	9	6	6	6
San Bernardino	Ryan Knight	7	6	6	1
Lynnwood	Jan Estabrook	7	6	6	0
San Jose No.	Karen Smith	7	5	5	5
San Francisco	Estella Aranas	7	5	5	0
San Francisco	Katie Aspen	7	5	5	0
San Francisco	Jeannette Blair	5	5	5	0
San Bernardino	Juanita Peralta	6	5	5	1
San Bernardino	Trina Gonzales	5	5	5	2
San Bernardino	Marlene Morse	4	5	5	3
Reseda	Gus Aragon	5	5	5	0
Reseda	Rosetta Smith	5	5	5	0
Renton	Alberto Perez	7	5	5	1
Renton	Nikki Bartos	7	5	5	1
Lynnwood	Gynger Steele	9	5	5	0
San Jose No.	Jeff Schmidt	4	4	4	2
San Jose No.	Monica Gain	4	4	4	1
San Bernardino	Luz Camarena	1	4	4	3
Reseda	Mel Carlson	4	4	4	0
Renton	Kristin Mason	7	4	4	0
Renton	Angela Stephan	5	4	4	0
Renton	Suzanne Meyer	3	4	4	0
Lynnwood	Scott Noble	6	4	4	0
San Francisco	Alicia Lee	11	3	3	0
San Bernardino	Elizabeth Acosta	2	3	3	2
Reseda	Carmen Cristalinas	5	3	3	0
Renton	Judy Florence	5	3	3	4
San Bernardino	Luis Sanchez	4	2	2	2
Reseda	Greg Rosette	3	2	2	0
Renton	Megyn Corayn	6	2	2	1
Renton	Jen Cox	9	2	2	1
San Francisco	Nyoka Lee	3	1	1	0
San Bernardino	Norma Lopez	4	1	1	1
Reseda	Joe Perez	1	1	1	0
San Jose No.	Charina Olilan	0	0	0	3
San Francisco	Christy Garland	0	0	0	0
Hayward	Brijet Wilkens	0	0	0	0
Hayward	Ronyelle Mayfield	0	0	0	0
Hayward	Ken Gardner	0	0	0	0
Hayward	Karen Lewis	0	0	0	0
Hayward	Theresa Verayo	0	0	0	0
Hayward	Tiffany Rhodes	0	0	0	0
	totals	291	226	226	75

PERFORMING
BELOW

STANDARDS

CSI Regional Activity Report					
October 1 - 10, 2003					
*					
College Name	Director of Admissions	Wkly Apps	Wkly Enroll	MTD Enroll	MTD Start
GMI Atlanta	Sonya Jabriel	54	64	64	-7
GMI Jonesboro	Victor Tedoff	97	63	63	-3
San Bernardino	Open	52	56	56	25
Chicago	Randall Tumblin	50	54	54	0
Grand Rapids	Open	57	49	49	115
Whittier	Lillian Gonzalez	50	45	45	3
Greenspoint	Jeff Brown	51	45	45	4
San Jose No.	Corey Faria	58	42	42	22
San Francisco	Cary Kaplan	65	39	39	-14
Anaheim	Adam Phramany	48	38	38	-11
Burr Ridge	Joe Rossberger	46	36	36	0
Gardena	Dianne Jerrybandhan	59	35	35	4
Renton	Paige Mathis	55	35	35	5
GMI Marietta	Patrick Dabous	47	35	35	9
New Orleans	Doug Lockwood	49	34	34	16
Hayward	Nina Kamatani	0	32	32	45
Skokie	Mark Sullivan	52	31	31	5
Lynnwood	Jo Ann Andre	38	30	30	-4
Kalamazoo	Gloria Stender	42	30	30	19
Brighton	Kathy Devine	38	29	29	-7
Ontario	Keisha Downey	40	24	24	38
GMI DeKalb	Open	33	21	21	0
Merrillville	Don Keeney	27	20	20	0
El Monte	Marc Woodruff	48	20	20	7
Reseda	Lori Starbuck	23	20	20	-4
Newport News	Janelle Roberts	26	20	20	0
LA Wilshire	Marie Guerrero	29	16	16	-6
Chesapeake	Ed Flores	34	16	16	-4
Norcross	John Magombo	29	15	15	-3
Hobby	Marlin Griffin	38	15	15	40
West LA	Daniel Santillan	29	12	12	3
Torrance	Christopher McDavis	19	10	10	1
	TOTALS	1,383	1,031	1,031	298
* sorted by					

Central Pacific Rep. Activity Report						
February 11th, 2005						
College	Admissions Representative	Wkly Apps	Wkly Enroll	MTD Enroll	MTD Start	
Name			(Rank 1)	(Rank 2)		
163	San Francisco	Jan Dixson	20	7	8	8
163	San Francisco	Marty Eidsvik	20	6	10	15
163	San Francisco	Mikal Satchell	10	5	6	7
164	San Jose	Beverley Sandeford	4	5	5	2
163	San Francisco	Estella Aranas	9	4	7	3
164	San Jose	Marie Ale	3	4	7	6
164	San Jose	Jeremy Everett	2	4	5	1
163	San Francisco	Adrienne Mitchell	14	3	7	8
162	San Bernardino	Ryan Knight	5	3	6	6
164	San Jose	Tamara Nasser	5	3	6	4
164	San Jose	Hector Siqueiros	0	3	4	0
162	San Bernardino	Karl Topoleski	2	3	4	1
164	San Jose	Gloria Slaughter	1	3	3	3
165	Hayward	Tasha Anderson	4	3	3	1
173	Reseda	Caroline Mirza	6	2	8	4
162	San Bernardino	Luis Sanchez	4	2	8	1
162	San Bernardino	Nsenga Hughes	4	2	6	2
173	Reseda	Dinah Cortez	8	2	4	2
162	San Bernardino	Mary Beth Cook	3	2	4	3
162	San Bernardino	Sally Miller	4	2	4	1
165	Hayward	Mindy Lee	7	2	3	1
173	Reseda	Anthony Nguyen	6	2	2	0
165	Hayward	Armando Andrews	3	2	2	0
164	San Jose	Tara Law	1	2	2	2
162	San Bernardino	Marlene Morse	2	1	6	4
162	San Bernardino	Delaine Boerin	4	1	6	3
173	Reseda	Sheeva Zenoozy	3	1	5	3
173	Reseda	Carmen Cristallinas	6	1	3	3
164	San Jose	Gwen Nguyen	1	1	3	3
162	San Bernardino	Kristin Willshire	2	1	3	2
173	Reseda	Dashna Mahmood	1	1	2	3
165	Hayward	Dominique Trujillo	10	1	2	0
165	Hayward	Julie Saylor	2	1	2	1
162	San Bernardino	Karilna Howard	2	1	2	3
165	Hayward	Maurice Rooks	3	1	1	1
164	San Jose	Nyoka Lee	4	1	1	2
163	San Francisco	Shawncy McGowan	2	1	1	1
163	San Francisco	Jessica Roble	5	0	2	4
163	San Francisco	David Jackson	11	0	1	8
164	San Jose	Christian Baer	2	0	0	0
163	San Francisco	Damon Victor	0	0	0	0
173	Reseda	Don Williams	0	0	0	5
165	Hayward	Janice Tone	8	0	0	1
162	San Bernardino	Juanita Peralta	0	0	0	1
165	Hayward	Lila Sterling	0	0	0	1
164	San Jose	Mike Howard	4	0	0	0
173	Reseda	Shaune Mckinney	1	0	0	0
173	Reseda	Steve Watkins	3	0	0	0
		Totals	220	89	163	118

		CSI Regional Activity Report					
		February 11th, 2005					
	College	Director of	Wkly	Wkly	MTD	MTD	
	Name	Admissions	Apps	Enroll	Enroll	Start	
				(Rank 1)	(Rank 2)		
356	E	Atlanta	Dudley Layfield	36	44	44	84
342	CC	Chicago	Randy Tumblyn	41	35	70	0
357	E	Jonesboro	Victor Tedoff	65	33	45	0
316	CC	Columbus	Gary Hazell	31	32	47	33
313	E	Brighton	Arthur Banester	39	32	45	13
364	CC	Greenspoint	Jeff Brown (acting)	32	32	40	12
345	CC	Grand Rapids	Roberta Blok	33	31	47	39
243	SW	City of Industry	Lillian Gonzalez	35	26	54	33
176	SW	LA Wilshire	Sheryll Brock	29	26	42	18
183	CP	San Francisco	Earon Mackey	91	26	42	54
184	CP	San Jose	Randy Lapitan	27	26	36	23
343	CC	Burr Ridge	David Profita	36	25	37	0
358	NW	Tacoma	Lynette Rickman	35	24	37	0
373	CC	Bissonnet	Vanessa Smith	21	21	28	0
347	CC	Kalamazoo	Susan Smith	32	21	26	(3)
324	E	Chesapeake	Ed Flores	32	21	25	0
341	CC	Skokle	Romona Ewing	54	20	37	20
180	SW	Alhambra	Guy Lopatin	26	19	39	19
182	CP	San Bernardino	Martin Yousef	32	18	48	25
358	E	Marietta	Lynn Jones	18	18	31	0
352	E	DeKalb	Alba Cobos	45	18	25	0
245	SW	Ontario	OPEN	32	17	43	67
358	CC	Hobby	Derek Braxton	37	17	41	45
116	NW	Renton	Elizabeth Wade	21	17	34	5
166	SW	Gardena	Hasani Gordon	18	17	30	32
118	NW	Lynnwood	OPEN	19	16	24	0
359	E	Norcross	Sandra Williams	29	16	24	20
171	SW	Anaheim	Daniel Valdez	45	16	31	25
323	E	Newport News	OPEN	33	15	31	0
355	NW	Everett	David Bowman	27	15	22	0
241	SW	West LA	Chris Rush	18	14	28	25
349	CC	Merrillville	Maegan Kirby	20	13	19	39
397	NW	Port Orchard	Shiela Austin	16	13	13	0
331	CC	Eagan	Douglas Lockwood	11	10	17	6
195	CP	Hayward	Scott Gill	37	10	13	6
173	CP	Reseda	OPEN	33	9	24	10
390	NW	Seattle (Ashmead)	Julianne Lau	12	9	23	0
375	CC	North Aurora	Michael O'Herron	21	8	16	0
392	NW	Vancouver (Ashmead)	Lalitha Pataki	10	8	16	0
394	NW	Tigard (Ashmead)	Gayle Draney	11	8	13	0
393	NW	Everett (Ashmead)	Palge Mathis	9	7	16	0
391	NW	Fife (Ashmead)	Andrea Niemeyer	19	7	14	0
330	CC	New Orleans	Richard Beard	16	6	22	3
155	SW	Torrance	Duemand Edwards	10	5	9	6
315	E	Chelsea	OPEN	10	4	8	0
		TOTALS		1,304	824	1,376	659

nl

OUTSTANDING

152/100

Central Pacific Rep. Activity Report					
May 10 - 14, 2004					
College Name	Admissions Representative	Wkly Apps	Wkly Enroll	MTD Enroll	MTD Start
San Francisco	Steven Eres	9	7	9	0
San Bernardino	Ryan Knight	5	6	9	4
San Francisco	Nyoka June Lee	6	6	8	0
San Francisco	Jan Dixon	5	5	7	0
San Jose No.	Marle Ale	3	5	9	1
San Francisco	Estella Aranas	3	5	9	0
San Bernardino	Luz Camarena	7	5	9	7
Reseda	Rosetta Smith	2	5	9	-1
San Bernardino	Luis Sanchez	2	5	7	5
Lynnwood	Lee Eichelberger	4	5	6	2
Renton	Alberto Perez	7	4	10	8
Renton	Judy Florence	6	4	9	6
San Francisco	Carolyn Banksion	5	4	7	0
Renton	Nikki Bartos	3	4	7	4
Renton	Angela Stephan	4	4	7	4
Hayward	Theresa Verayo	4	4	5	1
San Francisco	Marty Eldsvik	7	3	8	0
San Francisco	Daniel Vargas	3	3	8	0
Reseda	Fred Song	2	3	7	0
San Bernardino	Juanita Peralta	3	3	6	4
Lynnwood	Scott Noble	2	3	6	1
San Francisco	Ge Dedeoglou	4	3	5	0
San Bernardino	Kristin Wilshire	2	3	5	3
San Bernardino	Kari Topoleski	5	3	5	4
Renton	Nicole Donnelly	4	3	5	4
San Jose No.	Monica Galn	7	3	3	0
Reseda	Carmen Cristallnas	4	2	8	-1
Renton	Jen Cox	2	2	6	4
San Jose No.	Jeff Perilcheck	7	2	5	0
San Bernardino	Genina Litchfield	6	2	5	4
San Jose No.	Jeremy Everett	5	2	4	0
San Jose No.	Tamara Nasser	4	2	4	2
Hayward	Maurice Rooks	7	2	4	0
Renton	Jennifer Nicholson	2	2	3	1
San Jose No.	Beverly Sandeford	3	2	2	0
Reseda	Gina Carollo	4	2	2	0
Renton	Suzanne Meyer	2	2	2	2
Hayward	Fatima Webb	5	2	2	0
Hayward	Angel Lowe	2	1	7	5
San Bernardino	Marlene Morse	4	1	5	4
Reseda	Greg Rosete	6	1	4	-1
Lynnwood	DeRoy Gorham	2	1	4	2
Reseda	David Alexander	1	1	2	0
Renton	Cinda Hopper	2	1	2	5
Renton	Megyn Cornyn	2	1	2	8
Lynnwood	Allssa Hodson	2	1	2	1
Hayward	Nicole Jullen	6	1	2	2
San Jose No.	Karen Smith	3	1	1	0
Hayward	Felicia Carter	4	1	1	0
San Bernardino	Nsenga Hughes	0	0	7	8
San Bernardino	Sharon Leva	0	0	3	3
San Bernardino	Rhonda Thomas	3	0	2	2
Renton	Tanya Graham	3	0	2	2
San Francisco	David Jackson	6	0	0	0
Reseda	Joe Perez	1	0	0	0
Reseda	Gus Aragon	0	0	0	-1
Renton	Kristin Mason	2	0	0	0
Renton	Kimberly Seagroves	0	0	0	0
Lynnwood	Scott McEldoon	0	0	0	0
Lynnwood	Jan Estabrook	1	0	0	4
Lynnwood	Catherine Sterling	3	0	0	0
	totals	218	143	282	113

CSI Regional Activity Report					
May 10 - 14, 2004					
*					
College Name	Director of Admissions	Wkly Apps	Wkly Enroll	MTD Enroll	MTD Start
GMI Jonesboro	Victor Tedoff	56	39	60	-6
San Francisco	Cary Kaplan	43	38	66	10
Brighton	Kathy Devine	41	33	48	14
GMI Atlanta	Sonya Jabriel	43	31	54	-4
Grand Rapids	Bobbi Blok	38	30	63	87
San Bernardino	Mary Beth Coutts	37	29	64	37
Whittier	Lillian Gonzalez	34	29	58	-7
New Orleans	Rich Beard	26	27	49	34
Renton	Paige Mathis	39	26	57	40
Greenspoint	Jeff Brown	28	26	51	-3
Everett (Bryman)	David Bowman	28	25	41	0
West LA	Robert Quintero	43	24	67	18
Kalamazoo	Gloria Stender	33	24	50	22
Burr Ridge	Joe Rossberger	26	23	42	-1
LA Wilshire	Marie Guerrero	39	23	38	4
Chelsea	Jason Reichard	29	23	26	0
Chicago	Nikee Carnagey	46	21	55	-3
Anaheim	Adam Phramany	30	21	42	-10
GMI DeKalb	Trisha Sherwood	38	21	37	-1
Skokie	Mark Sullivan	25	21	34	-3
Alhambra	Martin Yousef	40	18	38	8
Tacoma (Bryman)	Lynette Rickman	35	18	31	0
Norcross	John Magombo	13	17	30	22
Chesapeake	Ed Flores	31	17	30	-1
San Jose No.	JoAnn Andre	32	17	29	3
Reseda	Open	20	16	34	-4
GMI Marietta	Calise Williamson	24	15	33	-2
Gardena	Dianne Jerrybandhan	36	15	31	14
Port Orchard (Bryman)	Sheila Austin	15	14	34	0
Hobby	Greg Lotz	37	13	21	18
Ontario	Keisha Downey	40	12	30	15
Newport News	Larry Veeneman Jr.	14	12	23	25
Hayward	Nina Kamatani	28	12	23	9
Lynnwood	Open	14	10	18	7
Merrillville	Sandy Kaup	14	9	19	39
Fife (Ashmead)	Andrea Niemeyer	14	9	18	0
Everett (Ashmead)	Open	10	9	15	0
Tigard (Ashmead)	Gynger Steele	5	8	15	0
Seattle (Ashmead)	Juli Lau	14	5	15	0
Vancouver (Ashmead)	Lalitha Pataki	12	4	11	0
Torrance	Christopher McDavis	6	4	10	8
	TOTALS	1,176	788	1,510	389
* sorted by					

SEAT AVAILABILITY JUNE 2004

	MA	MAA	MIB	MT
6/7/04				
AM	11			
PM	3			
LPM	16			
EVE	11			
	41			
6/8/04				
AM	30			
PM	3			
LPM	18			
EVE	25			
	76			
6/17/04				
AM				23
PM				26
LPM				
EVE				23
				72
6/29/04				
AM	24	12	1	
PM	2	Closed	0	
LPM	24	18	?	
EVE	Closed	6	0	
	50	36	1	

Updated Version

	Start	Enroll	4-Jun	11-Jun	18-Jun	25-Jun
Theresa	16	19	3	6	5	5
Maurice	14	18	3	7	4	4
Nicole	14	17	3	6	4	4
Angel	18	20	4	7	5	4
Fatima	14	15	3	5	4	3
Felicia	14	15	3	5	4	3
Phyllis	14	15	3	4	4	4
Mawiyah	8	10	n/a	3	3	4

NL

NINE WEEK !!!

Central Pacific Rep. Activity Report					
April 1 - 9, 2004					
College	Admissions	Wkly	Wkly	MTD	MTD
Name	Representative	Apps	Enroll	Enroll	Start
Hayward	Angel Lowe	12	11	11	7
San Bernardino	Nsenga Hughes	13	10	10	0
San Bernardino	Ryan Knight	6	7	7	1
San Bernardino	Genina Litchfield	5	7	7	1
Lynnwood	Jan Estabrook	8	7	7	0
San Jose No.	Monica Gain	6	6	6	0
San Francisco	Marty Eldsvik	6	6	6	0
San Jose No.	Jeremy Everett	13	5	5	0
San Francisco	Nyoka June Lee	5	5	5	1
San Francisco	Steven Eres	5	5	5	0
San Francisco	Carolyn Bankston	0	5	5	0
San Bernardino	Juanita Peralta	1	5	5	0
Hayward	Maurice Rooks	6	5	5	3
Hayward	Theresa Verayo	7	5	5	8
San Francisco	Estella Aranas	9	4	4	0
San Bernardino	Luz Camarena	1	4	4	1
San Bernardino	Luis Sanchez	5	4	4	0
Renton	Nikki Bartos	4	4	4	0
Renton	Alberto Perez	5	4	4	0
Hayward	Nicole Julien	5	4	4	4
San Jose No.	Tamara Nasser	3	3	3	0
San Jose No.	Marlo Aje	5	3	3	0
San Francisco	Jan Dixson	9	3	3	0
San Francisco	Ge Dedeoglou	3	3	3	0
San Bernardino	Marlene Morse	3	3	3	1
Reseda	Gus Aragon	4	3	3	0
Reseda	Greg Rosette	6	3	3	0
Reseda	Joe Perez	3	3	3	0
Reseda	Gina Carollo	4	3	3	0
Renton	Jen Cox	4	3	3	0
Renton	Suzanne Meyer	5	3	3	0
Hayward	Harry Weintraub	7	3	3	3
San Jose No.	Karen Smith	3	2	2	0
San Jose No.	Jeff Schmidt	2	2	2	0
San Jose No.	Jeff Perlicheck	3	2	2	0
San Jose No.	Christian Baer	7	2	2	0
San Bernardino	Kristin Wilshire	4	2	2	0
Reseda	Carmen Cristalinias	2	2	2	0
Renton	Judy Florence	3	2	2	0
Renton	Jennifer Nicholson	3	2	2	0
Renton	Cinda Hopper	3	2	2	0
Lynnwood	Scott Noble	2	2	2	0
Hayward	Amanda Johnson	7	2	2	0
San Francisco	Daniel Vargas	10	1	1	0
San Francisco	David Jackson	4	1	1	0
Reseda	Rosetta Smith	2	1	1	0
Reseda	Fred Song	2	1	1	0
Renton	Tanya Graham	2	1	1	0
Lynnwood	DeRoy Gorham	4	1	1	0
Lynnwood	Allssa Hodson	3	1	1	0
San Jose No.	Beverley Sandeford	4	0	0	0
San Jose No.	Julius Sabenorio	2	0	0	0
San Francisco	Janette Blair	0	0	0	2
San Bernardino	Rhonda Thomas	0	0	0	0
San Bernardino	Karl Topoleski	2	0	0	0
San Bernardino	Sharon Leva	0	0	0	0
Reseda	David Alexander	0	0	0	0
Renton	Megyn Cornyn	0	0	0	0
Renton	Angela Stephan	2	0	0	0
Renton	Nicole Donnelly	1	0	0	0
Renton	Kimberly Seagroves	2	0	0	0
Lynnwood	Catherine Sterling	6	0	0	0
Lynnwood	Lee Elcheberger	1	0	0	0
Hayward	Royd Brown	0	0	0	0
	totals	264	178	178	32

CSI Regional Activity Report					
April 1 - 9, 2004					
*					
College Name	Director of Admissions	Wkly Apps	Wkly Enroll	MTD Enroll	MTD Start
Grand Rapids	Bobbi Blok	54	58	58	0
Whittier	Lillian Gonzalez	0	50	50	30
San Bernardino	Mary Beth Coutts	40	42	42	-7
Chicago	Nikee Carnagey	75	37	37	-1
San Francisco	Cary Kaplan	51	36	36	-5
GMI Atlanta	Sonya Jabriel	53	36	36	-3
Hayward	Nina Kamatani	44	34	34	25
Ontario	Keisha Downey	49	31	31	50
GMI Jonesboro	Victor Tedoff	45	31	31	-8
Burr Ridge	Joe Rossberger	44	29	29	0
San Jose No.	Corey Faria	48	26	26	4
Merrillville	Sandy Kaup	38	26	26	27
GMI Marietta	Calise Williamson	37	26	26	-3
Tacoma (Bryman)	Lynette Rickman	27	25	25	0
Kalamazoo	Gloria Stender	36	25	25	0
Renton	Paige Mathis	32	22	22	-2
Greenspoint	Jeff Brown	26	22	22	0
Anaheim	Adam Phramany	40	22	22	-6
LA Wilshire	Marie Guerrero	34	21	21	-7
Hobby	Greg Lotz	42	21	21	0
GMI DeKalb	Trisha Sherwood	27	19	19	0
Gardena	Dianne Jerrybandhan	29	19	19	-6
Brighton	Kathy Devine	34	19	19	-1
Reseda	Open	23	17	17	-13
Everett (Bryman)	David Bowman	32	17	17	0
El Monte	Martin Yousef	34	16	16	14
West LA	Robert Quintero	28	15	15	-3
Tigard (Ashmead)	Gynger Steele	17	15	15	97
Skokie	Mark Sullivan	38	15	15	1
Norcross	John Magombo	22	15	15	-3
New Orleans	Doug Lockwood	35	15	15	0
Vancouver (Ashmead)	Open	11	13	13	75
Lynnwood	Jo Ann Andre	24	12	12	-5
Fife (Ashmead)	Andrea Niemeyer	14	12	12	0
Port Orchard (Bryman)	Sheila Austin	14	10	10	0
Chelsea	Jason Reichard	19	10	10	0
Newport News	Larry Veeneman Jr.	23	9	9	21
Torrance	Christopher McDavis	10	8	8	4
Seattle (Ashmead)	Juli Lau	15	7	7	0
Everett (Ashmead)	Open	9	7	7	0
Chesapeake	Ed Flores	39	6	6	-4
	TOTALS	1,312	896	896	271
* sorted by					

San Francisco		AD REP PERFORMANCE FLASH																		School No. 83			
Week Ending		MONTH: 4				DAY: 10				YEAR: 2004													
		WEEKLY TOTALS									MONTH TO DATE TOTALS									MONTHLY STARTS			
Admissions Rep		Leads	Int.	%	Apps.	%	Enroll	%	Referrals	Referral Ratio	Leads	Int.	%	Apps.	%	Enroll	%	Referrals	Referral Ratio	This Mo. Sched.	Net Started	%	Future Sched.
1	Estella Aranes	40	13	33%	9	69%	4	44%	4	100%	40	13	33%	9	69%	4	44%	4	100%	3	0	0%	0
2	Nyoka June Lee	26	8	31%	5	63%	5	100%	5	120%	26	8	31%	5	63%	5	100%	6	120%	4	1	25%	0
3	Jan Dixon	40	14	35%	9	64%	3	33%	5	167%	40	14	35%	9	64%	3	33%	5	167%	5	0	0%	5
4	Steven Eres	39	8	21%	5	63%	5	100%	4	80%	39	8	21%	5	63%	5	100%	4	80%	7	0	0%	5
5	Janette Blair	0	0		0		0		0		0	0		0		0		0		3	2	67%	3
6	Ge Dedeoglou	32	5	16%	3	60%	3	100%	3	100%	32	5	16%	3	60%	3	100%	3	100%	4	0	0%	4
7	Daniel Vargas	25	10	40%	10	100%	1	10%	3	300%	25	10	40%	10	100%	1	10%	3	300%	4	0	0%	3
8	Marty Eidsvik	34	8	24%	6	75%	6	100%	4	67%	34	8	24%	6	75%	6	100%	4	67%	6	0	0%	2
9	David Jackson	22	5	23%	4	80%	1	25%	0	0%	22	5	23%	4	80%	1	25%	0	0%	0	0		0
10		0	0		0		0		0		0	0		0		0		0		0	0		0
11		0	0		0		0		0		0	0		0		0		0		0	0		0
12		0	0		0		0		0		0	0		0		0		0		0	0		0
Totals		258	71	28%	51	72%	28	55%	29	104%	258	71	28%	51	72%	28	55%	29	104%	36	3	8%	22
HIGH SCHOOL		Leads	Int.	%	Apps.	%	Enroll	%	Referrals	Referral Ratio	Leads	Int.	%	Apps.	%	Enroll	%	Referrals	Referral Ratio	This Mo. Sched.	Net Started	%	Future Sched.
13	Diane Robinson	0	0		0		0		0		0	0		0		0		0		0	0		0
14	Caroline Bakkston	50	0	0%	0		5		5	100%	50	0	0%	0		5		5	100%	5	0	0%	15
15		0	0		0		0		0		0	0		0		0		0		0	0		0
High School Totals		50	0	0%	0		5		5	100%	50	0	0%	0		5		5	100%	5	0	0%	15
Grand Total		308	71	23%	51	72%	33	65%	34	103%	308	71	23%	51	72%	33	65%	34	103%	41	3	7%	37
START FORECAST																							
Start Month	02/03 Starts	2003/2004 Budget	RE FCST	Last Week Forecast	This Wk Forecast	No. Already Started	02/03 Futures	2003/2004 Futures	Rate Assumptions		No. Pkgd	Week Enrolled	Days Remaining	Active Apps	Reverse								
5,13,15,30 April	0	119	0	0	119	4	/	40/3	Show	Run	0	0	20	3	9								
5, 8, 14 May	0	117	0	0	0	0	/	13/2	0	0	0	0	0	2	0								
4, 15, 18 June	0	114	0	0	0	0	/	8	0	0	0	0	0	0	0								
	0		0	0	0	0	/	0	0	0	0	0	0	0	0								
	0		0	0	0	0	/	0	0	0	0	0	0	0	0								
	0		0	0	0	0	/	0	0	0	0	0	0	0	0								
e	0		0	0	0	0	/	0	0	0	0	0	0	0	0								

High School Rep. Lead Activity Report

April 1 - 9, 2004

	College Name	High School Coordinator	*	Wkly Senior	MTD Senior	YTD Senior
180	El Monte	Alexander Guardado		236	236	3,191
330	New Orleans	Emory Hunt, Jr.		183	183	671
183	San Francisco	Diane Robinson		176	176	3,894
364	Greenspoint	Hershel Earnest, Jr.		152	152	4,806
366	Hobby	Richard Lewis		151	151	4,466
116	Renton	Jody Lamb		60	60	2,633
186	Gardena	Mark Gayden		57	57	2,209
323	Newport News	Kimberly Borders		51	51	357
241	West Los Angeles	Donna Killough		48	48	1,973
171	Anaheim	Christopher Harm		47	47	3,022
195	Hayward	Elaine Karamanos		45	45	2,307
176	LA Wilshire	Regina Soto		44	44	2,034
357	GMI Jonesboro	Robbie Bible		41	41	1,802
182	San Bernardino	Sol Ramirez		35	35	3,969
118	Lynnwood	Scott McEldoon		0	0	1,412
352	GMI DeKalb	Sheila Maggette		0	0	2,354
173	Reseda	John Valdez		0	0	2,621
324	Chesapeake	Open		0	0	1,091
184	San Jose North	Open		0	0	1,252
		totals		1,326	1,326	46,064

* sorted by

-460-

Case: 13-56121, 06/17/2016, ID: 10020115, DKEntry: 109, Page 59 of 95

N²

Central Pacific Rep. Activity Report					
April 12 - 16, 2004					
College Name	Admissions Representative	Wkly Apps	Wkly Enroll	MTD Enroll	MTD Start
Renton	Alberto Perez	6	6	10	7
Reseda	Gus Aragon	6	6	9	1
San Francisco	Jan Dixson	13	5	8	4
San Bernardino	Genina Litchfield	8	4	11	3
San Francisco	Steven Eres	4	4	9	3
San Francisco	Estrella Aranas	7	4	8	6
Reseda	Greg Rosette	7	4	7	0
San Bernardino	Kristin Wilshire	7	4	6	1
Lynnwood	DeRoy Gorham	4	4	5	0
San Jose No.	Beverley Sandeford	5	4	4	0
San Bernardino	Rhonda Thomas	5	4	4	2
San Francisco	Nyoka June Lee	8	3	8	4
Hayward	Maurice Rooks	6	3	8	3
Hayward	Theresa Verayo	8	3	8	7
San Bernardino	Luis Sanchez	2	3	7	2
Hayward	Nicole Julien	4	3	7	8
Reseda	Carman Cristallinas	4	3	5	0
Renton	Jennifer Nicholson	5	3	5	3
Lynnwood	Scott Noble	4	3	6	0
Reseda	Rosetta Smith	4	3	4	1
San Jose No.	Monica Galn	4	3	3	0
San Jose No.	Marie Ata	3	3	3	0
San Jose No.	Christin Baer	8	3	3	0
Reseda	David Alexander	7	3	3	0
Renton	Megyn Cornyn	5	3	3	9
San Bernardino	Nsenga Hughes	11	2	12	7
Lynnwood	Jan Estabrook	3	2	9	0
San Bernardino	Luz Camarena	8	2	6	5
Reseda	Joe Perez	2	2	5	3
San Francisco	Daniel Vargas	8	2	3	3
Renton	Tanya Graham	3	2	3	0
San Jose No.	Jeremy Everett	1	2	2	0
San Jose No.	Julius Sabenorio	1	2	2	0
Hayward	Angel Lowe	1	1	12	8
San Bernardino	Ryan Knight	6	1	8	3
San Francisco	Marty Eldsvik	9	1	7	8
San Francisco	Carolyn Bankston	3	1	8	5
San Bernardino	Juanita Peralta	2	1	6	4
San Francisco	Ge Dedeoglou	5	1	4	5
San Bernardino	Marlene Morse	1	1	4	8
Renton	Suzanne Meyer	2	1	4	5
Hayward	Harry Weintraub	2	1	4	3
Renton	Judy Florence	4	1	3	7
Renton	Cinda Hopper	0	1	3	6
San Francisco	David Jackson	6	1	2	1
Lynnwood	Allison Hodson	0	1	2	0
San Jose No.	Tamara Nasser	4	1	1	0
San Jose No.	Jeff Schmidt	2	1	1	0
San Jose No.	Jeff Perlcheck	4	1	1	0
San Francisco	Janette Blair	0	1	1	4
San Bernardino	Sharon Leva	1	1	1	0
Renton	Angela Stephan	1	1	1	6
Renton	Nicole Donnelly	4	1	1	5
Renton	Kimberly Seagroves	0	1	1	2
Renton	Nikki Bartos	0	0	4	3
Reseda	Gina Carollo	2	0	3	0
Renton	Jen Cox	4	0	3	6
Hayward	Amanda Johnson	0	0	2	0
Reseda	Fred Song	0	0	1	0
San Bernardino	Kari Topoleski	0	0	0	0
Lynnwood	Catherine Sterling	0	0	0	0
Lynnwood	Lee Eichelberger	1	0	0	0
Hayward	Royd Brown	6	0	0	0
	totals	250	128	281	169

CSi Regional Activity Report					
April 12 - 16, 2004					
*					
College Name	Director of Admissions	Wkly Apps	Wkly Enroll	MTD Enroll	MTD Start
Anaheim	Adam Phramany	33	33	55	-6
Whittier	Lillian Gonzalez	41	31	81	50
GMI Atlanta	Sonya Jabriel	35	30	66	-3
GMI Jonesboro	Victor Tedoff	44	30	61	-9
El Monte	Martin Yousef	33	30	46	14
Greenspoint	Jeff Brown	32	29	51	2
LA Wilshire	Marie Guerrero	36	29	50	4
GMI DeKalb	Trisha Sherwood	41	28	47	20
Brighton	Kathy Devine	28	27	47	-4
San Francisco	Cary Kaplan	63	24	60	42
New Orleans	Rich Beard	38	24	39	20
San Bernardino	Mary Beth Coutts	51	23	66	24
Chicago	Nikee Carnagey	32	23	60	-1
Ontario	Keisha Downey	41	22	53	50
Hobby	Greg Lotz	33	22	44	34
Grand Rapids	Bobbi Blok	29	21	79	100
Reseda	Open	32	21	38	-15
San Jose No.	JoAnn Andre	14	20	46	7
Renton	Paige Mathis	34	20	42	57
Burr Ridge	Joe Rossberger	20	19	46	0
Gardena	Dianne Jerrybandhan	35	17	36	13
Port Orchard (Bryman)	Sheila Austin	17	16	26	0
Merrillville	Sandy Kaup	19	15	41	73
Newport News	Larry Veeneman Jr.	21	15	24	22
Tacoma (Bryman)	Lynette Rickman	14	14	39	0
Kalamazoo	Gloria Stender	35	14	39	30
Norcross	John Magombo	0	13	28	27
Chelsea	Jason Reichard	22	13	22	0
Chesapeake	Ed Flores	41	13	19	-5
Hayward	Nina Kamatani	26	12	46	28
West LA	Robert Quintero	33	11	26	0
Skokie	Mark Sullivan	39	11	26	0
Lynnwood	Open	12	11	26	-5
Tigard (Ashmead)	Gynger Steele	14	10	25	97
GMI Marletta	Calise Williamson	15	9	35	-3
Everett (Ashmead)	Open	6	8	15	0
Everett (Bryman)	David Bowman	17	7	24	0
Vancouver (Ashmead)	Open	11	7	20	77
Fife (Ashmead)	Andrea Niemeyer	11	6	18	0
Seattle (Ashmead)	Juli Lau	10	6	13	0
Torrance	Christopher McDavis	5	4	12	9
	TOTALS	1,113	738	1,637	749
* sorted by					

San Francisco		AD REP PERFORMANCE FLASH																		School No. 83					
Week Ending		MONTH: 4		DAY: 17		YEAR: 2004																			
		WEEKLY TOTALS									MONTH TO DATE TOTALS									MONTHLY STARTS					
Admissions Rep	Leads	Int.	%	Apps.	%	Enroll	%	Referrals	Referral Ratio	Leads	Int.	%	Apps.	%	Enroll	%	Referrals	Referral Ratio	This Mo. Sched.	Net Started	%	Future Sched.			
1 Estella Aranes	34	9	26%	7	78%	4	57%	5	125%	74	22	30%	16	73%	8	50%	9	113%	10	6	60%	0			
2 Nyoka June Lee	40	9	23%	8	89%	3	38%	5	167%	66	17	26%	13	76%	8	62%	11	138%	6	4	67%	1			
3 Jan Dixon	35	14	40%	13	93%	5	38%	4	80%	75	28	37%	22	79%	8	36%	9	113%	9	4	44%	3			
4 Steven Eres	40	7	18%	4	57%	4	100%	0	0%	79	15	19%	9	60%	9	100%	4	44%	9	3	33%	3			
5 Janette Blair	0	0		0		1		0	0%	0	0		0		1		0	0%	7	4	57%	2			
6 Ge Dedeoglou	32	7	22%	5	71%	1	20%	4	400%	64	12	19%	8	67%	4	50%	7	175%	7	5	71%	3			
7 Daniel Vargas	25	8	32%	8	100%	2	25%	1	50%	50	18	36%	18	100%	3	17%	4	133%	6	3	50%	1			
8 Marty Eldsvik	32	12	38%	9	75%	1	11%	5	500%	66	20	30%	15	75%	7	47%	9	129%	11	8	73%	1			
9 David Jackson	35	13	37%	6	46%	1	17%	3	300%	57	18	32%	10	56%	2	20%	3	150%	1	1	100%	0			
10	0	0		0		0		0		0	0		0		0		0		0	0		0			
11	0	0		0		0		0		0	0		0		0		0		0	0		0			
12	0	0		0		0		0		0	0		0		0		0		0	0		0			
Totals	273	79	29%	60	76%	22	37%	27	123%	531	150	28%	111	74%	50	45%	56	112%	66	38	58%	14			
HIGH SCHOOL	Leads	Int.	%	Apps.	%	Enroll	%	Referrals	Referral Ratio	Leads	Int.	%	Apps.	%	Enroll	%	Referrals	Referral Ratio	This Mo. Sched.	Net Started	%	Future Sched.			
13 Diane Robinson	0	0		0		0		0		0	0		0		0		0		0	0		0			
14 Caroline Bakkston	18	5	28%	3	60%	1	33%	3	300%	68	5	7%	3	60%	6	200%	8	133%	7	5	71%	12			
15	0	0		0		0		0		0	0		0		0		0		0	0		0			
High School Totals	18	5	28%	3	60%	1	33%	3	300%	68	5	7%	3	60%	6	200%	8	133%	7	5	71%	12			
Grand Total	291	84	29%	63	75%	23	37%	30	130%	599	155	26%	114	74%	56	49%	64	114%	73	43	59%	26			
START FORECAST																									
Start Month	02/03	2003/2004	RE	Last Week	This Wk	No. Already	02/03	2003/2004	Rate Assumptions		No.	Week	Days	Active	Reverse										
Start Dates	Starts	Budget	FCST	Forecast	Forecast	Started	Futures	Futures	Show	Run	Pkgs	Enrolled	Remaining	Apps											
5,13,15,30 April	0	118	0	0	0	53	/	22/3	25	0%	0	0	13	5	9										
5, 8, 14 May	0	117	0	0	0	0	/	3	0%	0	0	0	0	2	0										
4, 15, 18 June	0	114	0	0	0	0	/	6	0%	0	0	0	0	0	0										
	0	0	0	0	0	0	/	0	0%	0	0	0	0	0	0										
0	0	0	0	0	0	0	/	0	0%	0	0	0	0	0	0										
e	0	0	0	0	0	0	/	0	0%	0	0	0	0	0	0										

Case: 13-56121, 06/17/2016, ID: 10020115, DKEntry: 109, Page 62 of 95

High School Rep. Lead Activity Report

April 12 - 16, 2004

	College Name	High School Coordinator	* Wkly Senior	MTD Senior	YTD Senior
366	Hobby	Richard Lewis	152	303	4,618
364	Greenspoint	Hershel Earnest, Jr.	138	290	4,944
183	San Francisco	Diane Robinson	129	305	4,023
180	El Monte	Alexander Guardado	97	333	3,288
330	New Orleans	Emory Hunt, Jr.	97	280	768
357	GMI Jonesboro	Robbie Bible	96	137	1,898
186	Gardena	Mark Gayden	60	117	2,269
182	San Bernardino	Sol Ramirez	47	82	4,016
116	Renton	Jody Lamb	39	99	2,672
176	LA Wilshire	Regina Soto	39	83	2,073
118	Lynnwood	Scott McEldoon	28	28	1,440
173	Reseda	John Valdez	25	25	2,646
171	Anaheim	Christopher Harm	24	71	3,046
323	Newport News	Kimberly Borders	0	51	357
241	West Los Angeles	Donna Killough	0	48	1,973
195	Hayward	Elaine Karamanos	0	45	2,307
352	GMI DeKalb	Sheila Maggette	0	0	2,354
324	Chesapeake	Open	0	0	1,091
184	San Jose North	Open	0	0	1,252
		totals	971	2,297	47,035

* sorted by

Central Pacific Rep. Activity Report					
December 15 - 19, 2003					
*					
College Name	Admissions Representative	Wkly Apps	Wkly Enroll	MTD Enroll	MTD Start
San Jose No.	Shawn Hancock	7	7	23	16
Hayward	Theresa Verayo	5	7	16	11
Renton	Judy Florence	8	7	10	6
Hayward	Marcie Bias	8	6	13	7
San Francisco	Janette Blair	5	6	12	0
San Bernardino	Juanita Peralta	8	6	9	0
San Francisco	Nyoka Lee	6	5	15	2
San Jose No.	Candy Martin	6	5	14	8
San Jose No.	Charina Oltan	5	5	11	2
Renton	Kristin Mason	4	4	15	5
Reseda	Gus Aragon	5	4	14	1
Lynnwood	Scott Noble	4	4	12	7
San Francisco	Estella Aranas	5	4	11	1
Renton	Alberto Perez	6	4	11	5
San Francisco	Steven Eres	5	4	10	-1
San Bernardino	Luz Camarena	2	4	9	0
Renton	Megyn Cornyn	2	4	9	0
Lynnwood	DeRoy Gorham	6	4	8	6
San Francisco	Carolyn Bankston	5	4	7	-1
San Jose No.	Venus Laquan	3	3	12	6
Hayward	Aaron Williams	3	3	10	7
San Jose No.	Beverley Sandeford	3	3	9	3
San Francisco	Jan Dixon	3	3	9	1
Reseda	Rosetta Smith	3	3	8	1
Renton	Nikki Bartos	4	3	8	2
San Bernardino	Marlene Morse	5	3	7	0
San Jose No.	Karen Smith	4	3	6	-1
San Francisco	Daniel Vargas	7	3	5	2
San Bernardino	Ryan Knight	6	3	5	0
Hayward	Maurice Rooks	7	3	5	3
San Francisco	Ge Dedeoglou	3	2	10	1
Lynnwood	Gynger Steele	3	2	10	5
Reseda	Joe Perez	2	2	9	1
San Bernardino	Nsenga Hughes	6	2	7	0
San Jose No.	Jeff Schmidt	2	2	6	-1
San Bernardino	Elizabeth Acosta	2	2	4	0
Reseda	Mel Carlson	4	2	4	1
Renton	Angela Stephan	3	2	4	2
Renton	Suzanne Meyer	2	2	4	1
San Jose No.	Tamara Nasser	3	2	2	0
Reseda	Greg Rosette	3	1	7	7
San Jose No.	Monica Gain	3	1	6	2
Renton	Jennifer Nicholson	1	1	5	5
Renton	Jen Cox	3	1	4	3
Lynnwood	Jan Estabrook	6	1	4	3
San Bernardino	Kristin Wilshire	1	1	2	0
Reseda	Carmon Cristallnas	1	1	2	-1
Renton	Cinda Hopper	0	0	8	3
San Francisco	Katle Aspen	0	0	4	0
San Bernardino	Genina Litchfield	2	0	2	0
Renton	Nicole Donnelly	2	0	2	5
Lynnwood	Lee Eichelberger	0	0	2	0
San Bernardino	Luis Sanchez	1	0	1	0
San Bernardino	Rhonda Thomas	0	0	0	0
San Bernardino	Steve Jackson	1	0	0	0
Lynnwood	Cathy Sterling	1	0	0	0
Hayward	Mark Spencer	0	0	0	0
Hayward	Tracey Chan	1	0	0	0
Hayward	Latasha Kent	0	0	0	0
	totals	205	154	422	136

CSI Regional Activity Report					
December 15 - 19, 2003					
*					
College Name	Director of Admissions	Wkly Apps	Wkly Enroll	MTD Enroll	MTD Start
San Francisco	Cary Kaplan	39	35	95	5
Grand Rapids	Roberta Blok	43	34	98	71
Renton	Paige Mathis	34	33	90	37
Ontario	Keisha Downey	39	31	70	0
San Jose No.	Corey Faria	36	29	87	34
Brighton	Kathy Devine	41	28	67	7
Whittier	Lillian Gonzalez	29	27	85	-4
GMI Jonesboro	Victor Tedoff	43	24	94	78
Skokie	Mark Sullivan	33	23	63	39
Chesapeake	Ed Flores	38	23	53	-1
Everett (Eton)	David Bowman	26	22	43	0
Anahelm	Adam Phramany	24	21	75	45
San Bernardino	Open	34	21	75	59
Greenspoint	Jeff Brown	19	21	75	67
El Monte	Martin Yousef	31	21	60	19
Hobby	Marlin Griffin	29	21	56	46
GMI Atlanta	Sonya Jabriel	41	20	78	72
Hayward	Nina Kamatani	24	20	45	35
Chicago	Randall Tumblin	25	19	54	37
LA Wilshire	Marie Guerrero	41	19	53	5
West LA	Daniel Santillan	35	19	51	13
Merrillville	Don Keeney	17	19	42	9
Tacoma (Eton)	Lynette Rickman	22	18	53	0
Newport News	Larry Veeneman Jr.	19	18	46	-4
Kalamazoo	Gloria Stender	22	17	53	29
New Orleans	Doug Lockwood	44	16	70	26
Reseda	Lori Starbuck	19	16	49	9
Port Orchard (Eton)	Sheila Austin	20	16	48	0
Lynnwood	Jo Ann Andre	20	14	41	21
Burr Ridge	Joe Rossberger	24	13	49	35
Norcross	John Magombo	22	13	31	-5
Gardena	Dianne Jerrybandhan	36	12	52	27
GMI Marietta	Patrick Dabous	15	10	36	21
Federal Way (Eton)	Open	12	10	28	0
GMI DeKalb	Open	0	9	32	24
Tigard (Ashmead)	Open	19	6	25	0
Vancouver (Ashmead)	Open	12	6	21	0
Seattle (Ashmead)	Juli Lau	17	5	25	107
Everett (Ashmead)	Open	5	5	9	47
Torrance	Christopher McDavis	8	4	13	7
Fife (Ashmead)	Andrea Niemeyer	11	4	7	96
	TOTALS	1,068	742	2,197	1,113
* sorted by					

Case: 13-56121, 06/17/2016, ID: 10020115, DktEntry: 109, Page 66 of 95

SAN FRANCISCO		AD REP PERFORMANCE FLASH																		School No. 83					
Week Ending		MONTH: 12		DAY: 22		YEAR: 2003		WEEKLY TOTALS										MONTH TO DATE TOTALS				MONTHLY STARTS			
Admissions Rep	Leads	Int.	%	Apps.	%	Enroll	%	Referrals	Referral Ratio	Leads	Int.	%	Apps.	%	Enroll	%	Referrals	Referral Ratio	This Mo. Sched.	Net Started	%	Future Sched.			
1 Estella Aranas	29	9	31%	5	56%	4	80%	4	100%	93	23	25%	13	57%	11	85%	30	273%	4	1	25%	5 18 ✓			
2 Nyoka Lee	30	9	30%	6	67%	5	83%	10	200%	107	29	27%	21	72%	15	71%	22	147%	2	2	100%	20			
3 Jan Dixson	25	5	20%	3	60%	3	100%	3	100%	64	21	33%	15	71%	9	60%	15	167%	1	1	100%	14 ✓			
4 Steven Eres	33	7	21%	5	71%	4	80%	2	50%	95	20	21%	13	85%	10	77%	6	80%	4	-1	-25%	16 ✓			
5 Katie Aspen	0	0		0		0		0		20	9	45%	6	67%	4	67%	3	75%	1	0	0%	10			
6 Janette Blair	24	7	29%	5	71%	6	120%	3	50%	76	22	29%	13	59%	12	92%	8	67%	2	0	0%	16 ✓			
7 Ge Dedeoglu	23	5	22%	3	60%	2	67%	5	300%	81	19	23%	12	63%	10	83%	13	130%	3	1	33%	13 ✓			
8 Daniel Vargas	20	10	50%	7	70%	3	43%	2	67%	64	31	48%	16	52%	5	31%	8	160%	2	2	100%	8 ✓			
9	0	0		0		0		0		0	0		0		0		0		0	0		0			
10	0	0		0		0		0		0	0		0		0		0		0	0		0			
11	0	0		0		0		0		0	0		0		0		0		0	0		0			
12	0	0		0		0		0		0	0		0		0		0		0	0		0			
Totals	184	52	28%	34	65%	27	79%	30	111%	600	174	29%	109	63%	76	70%	105	138%	19	5	32%	115			
HIGH SCHOOL	Leads	Int.	%	Apps.	%	Enroll	%	Referrals	Referral Ratio	Leads	Int.	%	Apps.	%	Enroll	%	Referrals	Referral Ratio	This Mo. Sched.	Net Started	%	Future Sched.			
13 Diane Robinson	0	0		0		0		0		0	0		0		0		0		0	0		0			
14 Caroline Bankston	20	9	45%	5	56%	4	80%	3	75%	67	21	31%	11	52%	7	64%	3	43%	0	-1		13 ✓			
15	0	0		0		0		0		0	0		0		0		0		0	0		0			
High School Totals	20	9	45%	5	56%	4	80%	3	75%	67	21	31%	11	52%	7	64%	3	43%	0	-1		13			
Grand Total	204	61	30%	39	64%	31	79%	33	106%	667	195	29%	120	62%	83	69%	108	130%	19	5	26%	128			
START FORECAST																									
Start Month	02/03	2003/2004	RE	Last Week	This Wk	No. Already	02/03	2003/2004	Rate Assumptions		No.	Week	Days	Active											
Start Dates	Starts	Budget	FCST	Forecast	Forecast	Started	Futures	Futures	Show	Run	Pkgd	Enrolled	Remaining	Apps	Reverse										
8-Dec	0	68		0	5	20	0	0	0%	0	0	0	0	0	15										
January 5, 13, 28	0	148	0	0	0	0	0	107	0%	0	0	0	0	3	0										
4, 12 Feb	0	0	0	0	0	0	0	15	0%	0	0	0	0	0	0										
5, 8, 15 Mar	0	0	0	0	0	0	0	2	0%	0	0	0	0	0	0										
0	0	0	0	0	0	0	0	0	0%	0	0	0	0	0	0										
0	0	0	0	0	0	0	0	0	0%	0	0	0	0	0	0										

NL


GREAT JOB!

Central Pacific Rep. Activity Report					
December 1 - 5, 2003					
College Name	Admissions Representative	Wkly Apps	Wkly Enroll	MTD Enroll	MTD Start
San Jose No.	Shawn Hancock	6	5	5	0
San Francisco	Nyoka June Lee	6	5	5	4
San Bernardino	Nsenga Hughes	7	5	5	0
San Bernardino	Luz Camarena	5	5	5	0
Reseda	Greg Rosette	6	5	5	0
Renton	Kristin Mason	5	5	5	0
Renton	Cinda Hopper	6	5	5	0
Lynnwood	Gynger Steele	8	5	5	0
Lynnwood	Scott Noble	8	5	5	0
Hayward	Theresa Verayo	8	5	5	3
San Jose No.	Candy Marlin-Lualin	5	4	4	0
San Francisco	Estella Aranas	4	4	4	0
San Francisco	Jan Dixson	8	4	4	0
San Francisco	Steven Eres	5	4	4	1
San Bernardino	Marlene Morse	6	4	4	0
San Jose No.	Venus Lagulan	5	3	3	0
San Jose No.	Monica Gain	2	3	3	0
San Francisco	Janette Blair	4	3	3	0
San Francisco	Ge Dedeoglou	5	3	3	1
San Bernardino	Juanita Peralta	3	3	3	0
Renton	Alberto Perez	3	3	3	0
Renton	Megyn Cornyn	3	3	3	0
San Jose No.	Charina Olltan	2	2	2	0
San Jose No.	Beverley Sandeford	2	2	2	-1
San Jose No.	Jeff Schmidt	4	2	2	0
San Bernardino	Ryan Knight	1	2	2	0
San Bernardino	Elizabeth Acosta	2	2	2	0
San Bernardino	Genina Litchfield	2	2	2	0
Reseda	Rosetta Smith	6	2	2	0
Reseda	Gus Aragon	2	2	2	0
Reseda	Joe Perez	3	2	2	0
Renton	Judy Florence	3	2	2	0
Renton	Jennifer Nicholson	0	2	2	0
Renton	Nikki Bartos	2	2	2	0
Hayward	Aaron Williams	5	2	2	2
San Jose No.	Karen Smith	3	1	1	-2
San Francisco	Katie Aspen	2	1	1	0
San Francisco	Daniel Vargas	4	1	1	2
San Bernardino	Luis Sanchez	1	1	1	0
San Bernardino	Kristin Wilsbire	1	1	1	0
Reseda	Carmen Cristalinas	1	1	1	0
Reseda	Mel Carlson	2	1	1	0
Renton	Angela Stephan	2	1	1	0
Renton	Jen Cox	3	1	1	0
Renton	Suzanne Meyer	5	1	1	0
Renton	Nicole Donnelly	1	1	1	0
Lynnwood	DeRoy Gorham	4	1	1	0
San Francisco	Carolyn Bankston	2	0	0	0
San Bernardino	Rhonda Thomas	0	0	0	0
San Bernardino	Steve Jackson	0	0	0	0
Lynnwood	Jan Estabrook	2	0	0	0
Lynnwood	Lee Eichelberger	2	0	0	0
Lynnwood	Cathy Sterling	2	0	0	0
Hayward	Maurice Rooks	2	0	0	0
Hayward	Marcie Blas	0	0	0	0
	totals	191	129	129	10

CSI Regional Activity Report					
December 1 - 5, 2003					
*					
College	Director of	Wkly	Wkly	MTD	MTD
Name	Admissions	Apps	Enroll	Enroll	Start
GMI Jonesboro	Victor Tedoff	43	40	40	-4
Whittier	Lillian Gonzalez	37	33	33	-2
Grand Rapids	Roberta Blok	41	31	31	-1
Renton	Paige Mathis	33	29	29	0
New Orleans	Doug Lockwood	32	28	28	4
Greenspoint	Jeff Brown	35	28	28	0
San Bernardino	Open	28	25	25	-6
San Francisco	Cary Kaplan	40	24	24	-8
Anaheim	Adam Phramany	31	24	24	9
San Jose No.	Corey Faria	29	22	22	1
Brighton	Kathy Devine	30	22	22	-3
GMI Atlanta	Sonya Jabriel	40	20	20	-5
El Monte	Martin Yousef	28	18	18	-4
Port Orchard (Eton)	Sheila Austin	21	18	18	0
Gardena	Dianne Jerrybandhan	40	18	18	0
LA Wilshire	Marie Guerrero	32	17	17	-5
Kalamazoo	Gloria Stender	0	16	16	-1
Burr Ridge	Joe Rossberger	34	16	16	0
Ontario	Keisha Downey	32	15	15	0
Chicago	Randall Tumblin	35	15	15	0
GMI Marietta	Patrick Dabous	34	15	15	0
Skokie	Mark Sullivan	40	14	14	1
Reseda	Lori Starbuck	20	14	14	-2
Hobby	Marlin Griffin	25	14	14	20
Seattle (Ashmead)	Juli Lau	15	13	13	103
West LA	Daniel Santillan	12	12	12	-9
Everett (Eton)	David Bowman	22	11	11	0
Chesapeake	Ed Flores	25	11	11	0
Lynnwood	Jo Ann Andre	26	11	11	-1
Vancouver (Ashmead)	Open	15	10	10	0
Newport News	Janelle Roberts	16	10	10	0
Norcross	John Magombo	14	9	9	-5
Hayward	Nina Kamatani	15	7	7	10
Merrillville	Don Keeney	23	7	7	0
Torrance	Christopher McDavis	10	7	7	0
Federal Way (Eton)	Open	8	7	7	0
Tigard (Ashmead)	Open	14	6	6	0
GMI DeKalb	Open	0	6	6	0
Fife (Ashmead)	Andrea Niemeyer	11	3	3	95
Everett (Ashmead)	Open	7	3	3	45
Tacoma (Eton)	Lynette Rickman	0	0	0	0
	TOTALS	993	649	649	232
* sorted by					

SAN FRANCISCO		AD REP PERFORMANCE FLASH																			School No. 83			
Week Ending		MONTH: 12			DAY: 6			YEAR: 2003																
		WEEKLY TOTALS									MONTH TO DATE TOTALS									MONTHLY STARTS				
Admissions Rep		Leads	Int.	%	Apps.	%	Enroll	%	Referrals	Referral Ratio	Leads	Int.	%	Apps.	%	Enroll	%	Referrals	Referral Ratio	This Mo. Sched.	Net Started	%	Future Sched.	
1	Estella Aranas	23	6	26%	4	67%	4	100%	23	575%	23	6	26%	4	67%	4	100%	23	575%	4	0	0%	10	1
2	Nyoka Lee	29	8	28%	6	75%	5	83%	6	120%	29	8	28%	6	75%	5	83%	6	120%	4	4	100%	8	2
3	Jan Dixon	25	10	40%	8	80%	4	50%	10	250%	25	10	40%	8	80%	4	50%	10	250%	1	0	0%	8	3
4	Steven Eres	28	6	21%	5	83%	4	80%	3	75%	28	6	21%	5	83%	4	80%	3	75%	4	1	25%	10	4
5	Katie Aspen	12	3	25%	2	67%	1	50%	3	300%	12	3	25%	2	67%	1	50%	3	300%	1	0	0%	8	5
6	Janette Blair	30	7	23%	4	57%	3	75%	0	0%	30	7	23%	4	57%	3	75%	0	0%	2	0	0%	7	6
7	Ge Dedeoglou	24	8	33%	5	63%	3	60%	3	100%	24	8	33%	5	63%	3	60%	3	100%	2	1	50%	4	7
8	Daniel Vargas	19	10	53%	4	40%	1	25%	0	0%	19	10	53%	4	40%	1	25%	0	0%	0	2		4	8
9		0	0		0		0		0		0	0		0		0		0		0	0		0	9
10		0	0		0		0		0		0	0		0		0		0		0	0		0	10
11		0	0		0		0		0		0	0		0		0		0		0	0		0	11
12		0	0		0		0		0		0	0		0		0		0		0	0		0	12
Totals		190	58	31%	38	66%	25	66%	48	192%	190	58	31%	38	66%	25	66%	48	192%	18	8	44%	59	
HIGH SCHOOL		Leads	Int.	%	Apps.	%	Enroll	%	Referrals	Referral Ratio	Leads	Int.	%	Apps.	%	Enroll	%	Referrals	Referral Ratio	This Mo. Sched.	Net Started	%	Future Sched.	
13	Diane Robinson	0	0		0		0		0		0	0		0		0		0		0	0		0	13
14	Caroline Bankston	19	4	21%	2	50%	0	0%	0		19	4	21%	2	50%	0	0%	0		1	0	0%	7	14
15		0	0		0		0		0		0	0		0		0		0		0	0		0	15
High School Totals		19	4	21%	2	50%	0	0%	0		19	4	21%	2	50%	0	0%	0		1	0	0%	7	
Grand Total		209	62	30%	40	65%	25	63%	48	192%	209	62	30%	40	65%	25	63%	48	192%	19	8	42%	66	
START FORECAST																								
Start Month	02/03	2003/2004	RE	Last Week	This Wk	No. Already	02/03	2003/2004	Rate Assumptions		No.	Week	Days	Active										
Pls Supply Start Dates	Starts	Budget	FCST	Forecast	Forecast	Started	Futures	Futures	Show	Run	Pkgs	Enrolled	Remaining	Apps	Reverse									
8-Dec	0	68	0	0	8	0	0	20/12	0	0	0	0	1	1	15									
January 5, 13, 28	0	148	0	0	0	0	0	46/8	0	0	0	0	0	3	0									
	0	0	0	0	0	0	0	0	0	0	0	0	0	0	0									
	0	0	0	0	0	0	0	0	0	0	0	0	0	0	0									
	0	0	0	0	0	0	0	0	0	0	0	0	0	0	0									
	0	0	0	0	0	0	0	0	0	0	0	0	0	0	0									
	0	0	0	0	0	0	0	0	0	0	0	0	0	0	0									

Central Pacific Rep. Activity Report						
April 8th, 2005						
College	Admissions	Wkly	Wkly	MTD	MTD	
Name	Representative	Apps	Enroll	Enroll	Start	
			(Rank 1)	(Rank 2)		
173	Reseda	Caroline Mirza	6	8	8	-2
182	San Bernardino	Ryan Knight	8	8	8	-1
173	Reseda	Dashna Mahmood	4	5	5	1
182	San Bernardino	Luis Sanchez	5	5	5	0
182	San Bernardino	Delaine Boerin	8	4	4	0
185	Hayward	Dominique Trujillo	9	4	4	1
183	San Francisco	Jan Dixson	6	4	4	0
182	San Bernardino	Karl Topoleski	2	4	4	0
173	Reseda	Shamir Patel	7	4	4	1
184	San Jose	Beverley Sandeford	6	3	3	0
173	Reseda	Dinah Cortez	5	3	3	1
183	San Francisco	Estella Aranas	4	3	3	1
184	San Jose	Gloria Slaughter	3	3	3	0
182	San Bernardino	Marlene Morse	1	2	2	0
184	San Jose	MELISSA WONG	2	2	2	0
184	San Jose	Nyoka Lee	5	2	2	0
183	San Francisco	Shawncy McGowan	1	2	2	0
184	San Jose	Tara Law	4	2	2	0
182	San Bernardino	Armando Ellisarraraz	2	1	1	0
184	San Jose	Christian Baer	4	1	1	0
183	San Francisco	David Jackson	1	1	1	1
182	San Bernardino	Doug Picano	4	1	1	0
184	San Jose	Gwen Nguyen	1	1	1	0
183	San Francisco	Inna Shaw	1	1	1	0
182	San Bernardino	Jake Myers	2	1	1	0
185	Hayward	Janet Huynh	4	1	1	0
184	San Jose	Jeremy Everett	2	1	1	0
182	San Bernardino	Sally Miller	6	1	1	0
173	Reseda	Sheeva Zenoozy	0	1	1	1
173	Reseda	Anthony Nguyen	0	0	0	1
183	San Francisco	Candy Calhoun	4	0	0	0
183	San Francisco	Damon Victor	2	0	0	0
184	San Jose	Hector Siqueiros	0	0	0	0
185	Hayward	Kelty Propst	0	0	0	0
185	Hayward	Ken Gardner	0	0	0	0
185	Hayward	Lila Sterling	1	0	0	0
184	San Jose	Marie Ale	0	0	0	0
185	Hayward	Mindy Lee	0	0	0	1
182	San Bernardino	Nsenga Hughes	0	0	0	0
173	Reseda	Shaune Mckinney	5	0	0	1
173	Reseda	Steve Watkins	1	0	0	0
183	San Francisco	Sugania Sivapalan	0	0	0	0
184	San Jose	Tamara Nasser	6	0	0	0
		Totals	132	79	79	7



THE EMPERORS' REPORT

ORINTHIAN COLLEGES INC. CSI SOUTHWEST &
CENTRAL PACIFIC REGIONS

STARTS FOR THE MONTH OF MARCH YEAR OF 2005

EMPRESS

ERIKA CARVAJAL 24 Alhambra

EMPRESS INNER CIRCLE

NANCY AGULLION 22 City of Industry
 ROSIE OCHOA 21 Alhambra
 DELAINE BOERIN 18 San Bernardino
 MANISH CHOKSHI 17 L.A. Wilshire
 JANET ARANDA 17 Torrance
 ALEXANDRO GALLARDO 16 City of Industry

IMPERIAL SENATE

BEVERLY SANFORD 15 San Jose
 JASON WILSON 15 Torrance
 DIANE VILLA 15 City of Industry
 ESTELLA ARANAS 14 San Francisco
 MELISSA POVEY 14 Ontario
 DIANE CHAMURYAN 14 City of Industry
 KARI TOPOLESKI 14 San Bernardino

CENTURIONS

DOMINIQUE TRUJILLO 13 Hayward
 ELISHA GARETT 13 West Los Angeles
 SABINO INFANTE 13 West Los Angeles
 KATHERINE SMITH 13 Anaheim
 VICTOR ARREOLA 12 City of Industry
 RYAN KNIGHT 12 San Bernardino
 SHEEVA ZENOOZI 12 Reseda
 JENNIFER VULYAK 12 Ontario
 BRENDA ALLEN 12 Anaheim

Central Pacific Rep. Activity Report					
December 15 - 19, 2003					
College Name	Admissions Representative	Wkly Apps	Wkly Enroll	MTD Enroll	MTD Start
San Jose No.	Shawn Hancock	7	7	23	16
Hayward	Theresa Verayo	5	7	16	11
Renton	Judy Florence	8	7	10	6
Hayward	Marcie Bias	8	6	13	7
San Francisco	Janette Blair	5	6	12	0
San Bernardino	Juanita Peralta	8	6	9	0
San Francisco	Nyoka Lee	6	5	15	2
San Jose No.	Candy Martin	6	5	14	8
San Jose No.	Charina Olitan	5	5	11	2
Renton	Kristin Mason	4	4	15	5
Reseda	Gus Aragon	6	4	14	1
Lynnwood	Scott Noble	4	4	12	7
San Francisco	Estelita Aranas	5	4	11	1
Renton	Alberto Perez	6	4	11	5
San Francisco	Steven Eres	5	4	10	-1
San Bernardino	Luz Camarena	2	4	9	0
Renton	Megyn Cornyn	2	4	9	0
Lynnwood	DeRoy Gorham	6	4	8	6
San Francisco	Carolyn Bankston	5	4	7	-1
San Jose No.	Venus Laquian	3	3	12	6
Hayward	Aaron Williams	3	3	10	7
San Jose No.	Beverley Sandeford	3	3	9	3
San Francisco	Jan Dixon	3	3	9	1
Reseda	Rosetta Smith	3	3	8	1
Renton	Nikki Bartos	4	3	8	2
San Bernardino	Marlene Morse	5	3	7	0
San Jose No.	Karen Smith	4	3	6	-1
San Francisco	Daniel Vargas	7	3	5	2
San Bernardino	Ryan Knight	6	3	5	0
Hayward	Maurice Rooks	7	3	5	3
San Francisco	Ge Dedeoglou	3	2	10	1
Lynnwood	Gynger Steele	3	2	10	5
Reseda	Joe Perez	2	2	9	1
San Bernardino	Nsonga Hughes	6	2	7	0
San Jose No.	Jeff Schmidt	2	2	6	-1
San Bernardino	Elizabeth Acosta	2	2	4	0
Reseda	Mel Carlson	4	2	4	1
Renton	Angela Stephan	3	2	4	2
Renton	Suzanne Meyer	2	2	4	1
San Jose No.	Tamara Nasser	3	2	2	0
Reseda	Greg Roseffe	3	1	7	7
San Jose No.	Monica Gain	3	1	6	2
Renton	Jennifer Nicholson	1	1	5	5
Renton	Jen Cox	3	1	4	3
Lynnwood	Jan Estabrook	6	1	4	3
San Bernardino	Kristin Wilshire	1	1	2	0
Reseda	Carmen Cristalinis	1	1	2	-1
Renton	Cinda Hopper	0	0	8	3
San Francisco	Katie Aspen	0	0	4	0
San Bernardino	Genina Litchfield	2	0	2	0
Renton	Nicole Donnelly	2	0	2	5
Lynnwood	Lee Eichelberger	0	0	2	0
San Bernardino	Luis Sanchez	1	0	1	0
San Bernardino	Rhonda Thomas	0	0	0	0
San Bernardino	Steve Jackson	1	0	0	0
Lynnwood	Cathy Sterling	1	0	0	0
Hayward	Mark Spencer	0	0	0	0
Hayward	Tracey Chan	1	0	0	0
Hayward	Latasha Kent	0	0	0	0
	totals	205	164	422	136

4.5 cost - 10%
 10% 15%
 38.500
 57.

CSI Regional Activity Report					
December 15 - 19, 2003					
*					
College Name	Director of Admissions	Wkly Apps	Wkly Enroll	MTD Enroll	MTD Start
San Francisco	Cary Kaplan	39	35	95	5
Grand Rapids	Roberta Blok	43	34	98	71
Renton	Paige Mathis	34	33	90	37
Ontario	Keisha Downey	39	31	70	0
San Jose No.	Corey Faria	36	29	87	34
Brighton	Kathy Devine	41	28	67	7
Whittier	Lillian Gonzalez	29	27	85	-4
GMI Jonesboro	Victor Tedoff	43	24	94	78
Skokie	Mark Sullivan	33	23	63	39
Chesapeake	Ed Flores	38	23	53	-1
Everett (Eton)	David Bowman	26	22	43	0
Anaheim	Adam Phramany	24	21	75	45
San Bernardino	Open	34	21	75	59
Greenspoint	Jeff Brown	19	21	75	67
El Monte	Martin Yousef	31	21	60	19
Hobby	Marlin Griffin	29	21	56	46
GMI Atlanta	Sonya Jabriel	41	20	78	72
Hayward	Nina Kamatani	24	20	45	35
Chicago	Randall Tumblin	25	19	54	37
LA Wilshire	Marie Guerrero	41	19	53	5
West LA	Daniel Santillan	35	19	51	13
Merrillville	Don Keeney	17	19	42	9
Tacoma (Eton)	Lynette Rickman	22	18	53	0
Newport News	Larry Veeneman Jr.	19	18	46	-4
Kalamazoo	Gloria Stender	22	17	53	29
New Orleans	Doug Lockwood	44	16	70	26
Reseda	Lori Starbuck	19	16	49	9
Port Orchard (Eton)	Sheila Austin	20	16	48	0
Lynnwood	Jo Ann Andre	20	14	41	21
Burr Ridge	Joe Rossberger	24	13	49	35
Norcross	John Magombo	22	13	31	-5
Gardena	Dianne Jerrybandhan	36	12	52	27
GMI Marietta	Patrick Dabous	15	10	36	21
Federal Way (Eton)	Open	12	10	28	0
GMI DeKalb	Open	0	9	32	24
Tigard (Ashmead)	Open	19	6	25	0
Vancouver (Ashmead)	Open	12	6	21	0
Seattle (Ashmead)	Juli Lau	17	5	25	107
Everett (Ashmead)	Open	5	5	9	47
Torrance	Christopher McDavis	8	4	13	7
Fife (Ashmead)	Andrea Niemeyer	11	4	7	96
	TOTALS	1,068	742	2,197	1,113
* sorted by					

San Bernardino ——— 3 mos open.
-4774-Prez

SAN FRANCISCO		AD REP PERFORMANCE FLASH																	School No. 83													
Week Ending		MONTH: 12		DAY: 22		YEAR: 2003																										
WEEKLY TOTALS											MONTH TO DATE TOTALS							MONTHLY STARTS														
Admissions Rep	Leads	Int.	%	Apps.	%	Enroll	%	Referrals	Referral Ratio	Leads	Int.	%	Apps.	%	Enroll	%	Referrals	Referral Ratio	This Mo. Sched.	Net Started	%	Future Sched.										
1 Estella Aranas	29	9	31%	5	56%	4	80%	4	100%	93	23	25%	13	57%	11	85%	30	273%	4	1	25%	18										
2 Nyoka Lee	30	9	30%	6	67%	5	83%	10	200%	107	29	27%	21	72%	15	71%	22	147%	2	2	100%	20										
3 Jan Dbson	25	5	20%	3	60%	3	100%	3	100%	64	21	33%	15	71%	9	60%	15	167%	1	1	100%	14										
4 Steven Eres	33	7	21%	5	71%	4	80%	2	50%	95	20	21%	13	65%	10	77%	6	60%	4	-1	-25%	16										
5 Katie Aspen	0	0		0		0		0		20	9	45%	6	67%	4	67%	3	75%	1	0	0%	10										
6 Janette Blair	24	7	29%	5	71%	6	120%	3	50%	76	22	29%	13	59%	12	92%	8	67%	2	0	0%	16										
7 Ge Dedeoglou	23	5	22%	3	60%	2	67%	6	300%	81	19	23%	12	63%	10	83%	13	130%	3	1	33%	13										
8 Daniel Vargas	20	10	50%	7	70%	3	43%	2	67%	64	31	48%	16	52%	5	31%	8	160%	2	2	100%	8										
9	0	0		0		0		0		0	0		0		0		0		0	0		0										
10	0	0		0		0		0		0	0		0		0		0		0	0		0										
11	0	0		0		0		0		0	0		0		0		0		0	0		0										
12	0	0		0		0		0		0	0		0		0		0		0	0		0										
Totals	184	52	28%	34	65%	27	79%	30	111%	600	174	29%	109	63%	76	70%	105	138%	19	6	32%	115										
HIGH SCHOOL											Leads	Int.	%	Apps.	%	Enroll	%	Referrals	Referral Ratio	Leads	Int.	%	Apps.	%	Enroll	%	Referrals	Referral Ratio	This Mo. Sched.	Net Started	%	Future Sched.
13 Diane Robinson	0	0		0		0		0		0	0		0		0		0		0	0		0										
14 Caroline Bankston	20	9	45%	5	56%	4	80%	3	75%	67	21	31%	11	52%	7	64%	3	43%	0	-1		13										
15	0	0		0		0		0		0	0		0		0		0		0	0		0										
High School Totals	20	9	45%	5	56%	4	80%	3	75%	67	21	31%	11	52%	7	64%	3	43%	0	-1		13										
Grand Total	204	61	30%	39	64%	31	79%	33	106%	667	195	29%	120	62%	83	69%	108	130%	19	5	26%	128										
START FORECAST																																
Start Month	02/03	2003/2004	RE	Last Week	This Wk	No. Already	02/03	2003/2004	Rate Assumptions		No.	Week	Days	Active	Reverse																	
Start Dates	Starts	Budget	FCST	Forecast	Forecast	Started	Futures	Futures	Show	Run	Pkgs	Enrolled	Remaining	Apps	Reverse																	
8-Dec	0	68		0	5	20	0	0	0%	0	0	0	0	0	15																	
January 5, 13, 28	0	148	0	0	0	0	0	95//12	0%	0	0	0	0	3	0																	
4, 12 Feb	0	0	0	0	0	0	0	14//1	0%	0	0	0	0	0	0																	
5, 8, 15 Mar	0	0	0	0	0	0	0	2	0%	0	0	0	0	0	0																	
0	0	0	0	0	0	0	0	0	0%	0	0	0	0	0	0																	
0	0	0	0	0	0	0	0	0	0%	0	0	0	0	0	0																	

NL

Nine

wppic

Central Pacific Rep. Activity Report					
April 19 - 23, 2004					
College	Admissions	Wkly	Wkly	MTD	MTD
Name	Representative	Apps	Enroll	Enroll	Start
San Bernardino	Ryan Knight	7	8	16	3
San Jose No.	Marie Ale	10	8	14	4
Renton	Judy Florence	5	8	11	12
San Bernardino	Nsenga Hughes	13	7	19	8
Reseda	Fred Song	5	6	7	3
Hayward	Theresa Verayo	5	5	13	7
Reseda	Greg Rosette	4	5	12	9
San Francisco	Carolyn Bankston	7	5	11	5
Renton	Megyn Cornyn	4	5	8	14
San Francisco	Estrella Aranas	7	4	12	6
San Francisco	Nyoka June Lee	8	4	12	4
San Bernardino	Luis Sanchez	6	4	11	2
San Bernardino	Luz Camarena	5	4	10	6
Reseda	Joe Perez	5	4	9	3
San Jose No.	Beverley Sandeford	3	4	8	3
Hayward	Angel Lowe	11	3	15	7
Renton	Alberto Perez	4	3	13	9
Reseda	Gus Aragon	4	3	12	9
Lynnwood	Jan Estabrook	5	3	12	0
Hayward	Maurice Rooks	6	3	11	3
Hayward	Nicole Julien	3	3	10	6
San Jose No.	Monica Galn	3	3	8	7
Reseda	Carmen Cristallinas	5	3	8	7
Lynnwood	Scott Noble	7	3	8	0
Renton	Suzanne Meyer	3	3	7	12
San Jose No.	Jeff Schmidt	3	3	6	1
San Francisco	David Jackson	5	3	5	0
San Bernardino	Genina Litchfield	4	2	13	4
San Francisco	Steven Eres	5	2	11	3
San Francisco	Marty Eldsvik	3	2	9	7
San Bernardino	Kristin Wilshire	4	2	8	1
San Bernardino	Juanita Peralta	4	2	8	4
Lynnwood	DeRoy Gorham	3	2	7	0
San Bernardino	Rhonda Thomas	3	2	6	2
San Francisco	Daniel Vargas	7	2	5	3
Renton	Tanya Graham	3	2	5	3
San Jose No.	Karen Smith	1	2	4	4
San Jose No.	Jeremy Everett	1	1	8	7
Renton	Jennifer Nicholson	2	1	6	11
San Francisco	Ge Dedeoglou	1	1	5	4
San Bernardino	Martene Morse	3	1	5	7
Reseda	Rosetta Smith	1	1	5	2
Renton	Nikki Bartos	2	1	5	5
Hayward	Harry Weintraub	2	1	5	3
Reseda	David Alexander	3	1	4	0
Reseda	Gina Carollo	3	1	4	3
Lynnwood	Allisa Hodson	2	1	3	0
San Bernardino	Sharon Leva	3	1	2	0
Renton	Angela Stephan	1	1	2	5
Renton	Nicole Donnelly	2	1	2	6
Lynnwood	Catherine Sterling	3	1	1	0
San Francisco	Jan Dixson	7	0	8	4
San Jose No.	Christian Baer	1	0	5	1
San Jose No.	Tamara Nasser	0	0	4	5
San Jose No.	Jeff Peltcheck	3	0	3	4
Renton	Cinda Hopper	0	0	3	13
Renton	Jen Cox	3	0	3	9
Hayward	Amanda Johnson	0	0	2	0
San Francisco	Janette Blair	2	0	1	5
Renton	Kimberly Seagroves	1	0	1	4
San Jose No.	Julius Sabenorio	0	0	0	-2
San Bernardino	Kari Topoleski	1	0	0	0
Reseda	Slobhan	0	0	0	1
Lynnwood	Lee Eichelberger	6	0	0	0
Hayward	Julius Sabenorio	3	0	0	0
Hayward	Royd Brown	0	0	0	0
	Totals	246	151	451	278

CSI Regional Activity Report					
April 19 - 23, 2004					
*					
College Name	Director of Admissions	Wkly Apps	Wkly Enroll	MTD Enroll	MTD Start
GMI Jonesboro	Victor Tedoff	61	42	103	-8
Whittier	Lillian Gonzalez	33	33	114	51
San Bernardino	Mary Beth Coutts	53	33	99	26
Anaheim	Adam Phramany	38	33	86	32
GMI Atlanta	Sonya Jabriel	26	31	102	-4
Greenspoint	Jeff Brown	30	29	80	23
Grand Rapids	Bobbi Blok	33	28	108	97
LA Wilshire	Marie Guerrero	34	28	76	30
Renton	Paige Mathis	30	28	71	101
Burr Ridge	Joe Rossberger	23	28	71	0
San Francisco	Cary Kaplan	52	27	86	40
Reseda	Open	30	26	66	21
GMI DeKalb	Trisha Sherwood	36	25	79	21
Gardena	Dianne Jerrybandhan	33	25	63	13
Skokie	Mark Sullivan	28	25	51	4
Chicago	Nikee Carnagey	52	24	85	-1
Ontario	Kelsha Downey	38	24	77	83
San Jose No.	JoAnn Andre	25	20	66	35
Chesapeake	Ed Flores	30	20	38	-1
EI Monte	Martin Yousef	31	19	69	38
Kalamazoo	Gloria Stender	34	19	59	29
Newport News	Larry Veeneman Jr.	23	19	43	22
New Orleans	Rich Beard	28	18	58	26
West LA	Robert Quintero	27	18	45	5
Hobby	Greg Lotz	25	17	61	33
Brighton	Kathy Devine	30	16	71	-4
Hayward	Nina Kamatani	30	15	60	26
Everett (Bryman)	David Bowman	19	15	39	0
Port Orchard (Bryman)	Sheila Austin	23	14	40	0
Merrillville	Sandy Kaup	14	11	52	69
GMI Marietta	Calise Williamson	23	11	48	8
Lynnwood	Open	26	10	38	-5
Seattle (Ashmead)	Juli Lau	10	8	21	0
Torrance	Christopher McDavis	8	8	20	9
Fife (Ashmead)	Andrea Niemeyer	11	7	25	0
Norcross	John Magombo	13	5	33	24
Chelsea	Jason Reichard	17	4	26	0
Everett (Ashmead)	Open	10	4	19	0
Tigard (Ashmead)	Gynger Steele	9	3	28	0
Tacoma (Bryman)	Lynette Rickman	0	0	0	0
Vancouver (Ashmead)	Open	0	0	0	0
	TOTALS	1,096	770	2,376	843
* sorted by					

San Francisco		AD REP PERFORMANCE FLASH																		School No. 83					
Week Ending		MONTH: 4		DAY: 24		YEAR: 2004																			
		WEEKLY TOTALS									MONTH TO DATE TOTALS									MONTHLY STARTS					
Admissions Rep	Leads	Int.	%	Apps.	%	Enroll	%	Referrals	Referral Ratio	Leads	Int.	%	Apps.	%	Enroll	%	Referrals	Referral Ratio	This Mo. Sched.	Net Started	%	Future Sched.			
1 Estella Aranes	32	10	31%	7	70%	4	57%	2	50%	106	32	30%	23	72%	12	52%	11	92%	9	6	67%	2			
2 Nyoka June Lee	40	11	28%	8	73%	4	50%	7	175%	106	28	26%	21	75%	12	57%	18	150%	7	4	57%	8			
3 Jan Dixon	41	11	27%	7	64%	0	0%	6		116	39	34%	29	74%	8	28%	15	188%	9	4	44%	4			
4 Steven Eres	30	8	27%	5	63%	2	40%	3	150%	109	23	21%	14	61%	11	79%	7	64%	12	3	25%	5			
5 Janette Blair	27	4	15%	2	50%	0	0%	1		27	4	15%	2	50%	1	50%	1	100%	8	5	63%	2			
6 Ge Dedeoglou	10	2	20%	1	50%	1	100%	0	0%	74	14	19%	9	64%	5	56%	7	140%	7	4	57%	4			
7 Daniel Vargas	35	7	20%	7	100%	2	29%	3	150%	85	25	29%	25	100%	5	20%	7	140%	8	3	50%	2			
8 Marty Eidevik	20	5	25%	3	60%	2	67%	4	200%	86	25	29%	18	72%	9	50%	13	144%	10	7	70%	2			
9 David Jackson	35	5	14%	5	100%	3	60%	2	67%	92	23	25%	15	65%	5	33%	5	100%	1	0	0%	0			
10	0	0		0		0		0		0	0		0		0		0		0	0		0			
11	0	0		0		0		0		0	0		0		0		0		0	0		0			
12	0	0		0		0		0		0	0		0		0		0		0	0		0			
Totals	270	63	23%	45	71%	18	40%	28	156%	801	213	27%	156	73%	68	44%	84	124%	69	36	52%	24			
HIGH SCHOOL	Leads	Int.	%	Apps.	%	Enroll	%	Referrals	Referral Ratio	Leads	Int.	%	Apps.	%	Enroll	%	Referrals	Referral Ratio	This Mo. Sched.	Net Started	%	Future Sched.			
13 Diane Robinson	0	0		0		0		0		0	0		0		0		0		0	0		0			
14 Caroline Bakkston	57	10	18%	7	70%	5	71%	0	0%	125	15	12%	10	67%	11	110%	8	73%	8	5	63%	16			
15	0	0		0		0		0		0	0		0		0		0		0	0		0			
High School Totals	57	10	18%	7	70%	5	71%	0	0%	125	15	12%	10	67%	11	110%	8	73%	8	5	63%	16			
Grand Total	327	73	22%	52	71%	23	44%	28	122%	926	228	25%	166	73%	79	48%	92	116%	77	41	53%	40			
START FORECAST																									
Start Month	02/03	2003/2004	RE	Last Week	This Wk	No. Already	02/03	2003/2004	Rate Assumptions		No.	Week	Days	Active	Reverse										
Start Dates	Starts	Budget	FCST	Forecast	Forecast	Started	Futures	Futures	Show	Run	Pkgd	Enrolled	Remaining	Apps											
5,13,15,30 April	0	119	0	0	100	53	0	25/77	0	32	0	0	0	8	4	12									
5, 8, 14 May	0	117	0	0	0	0	0	0	0	0	0	0	0	2	0	0									
4, 15, 18 June	0	114	0	0	0	0	0	0	0	0	0	0	0	0	0	0									
0	0	0	0	0	0	0	0	0	0	0	0	0	0	0	0	0									
0	0	0	0	0	0	0	0	0	0	0	0	0	0	0	0	0									
e	0	0	0	0	0	0	0	0	0	0	0	0	0	0	0	0									

High School Rep. Lead Activity Report

April 19 - 23, 2004

	College Name	High School Coordinator	Wkly Senior	MTD Senior	YTD Senior
186	Gardena	Mark Gayden	287	404	2,556
183	San Francisco	Diane Robinson	207	512	4,230 ^e
364	Greenspoint	Hershel Earnest, Jr.	166	456	5,110
323	Newport News	Kimberly Borders	162	213	519
366	Hobby	Richard Lewis	160	463	4,778 ^e
118	Lynnwood	Scott McEldoon	160	188	1,600
330	New Orleans	Emory Hunt, Jr.	126	406	894
171	Anaheim	Christopher Harm	107	178	3,153
352	GMI DeKalb	Sheila Maggette	104	104	2,458
195	Hayward	Elaine Karamanos	90	135	2,397
180	El Monte	Alexander Guardado	89	422	3,377
241	West Los Angeles	Donna Killough	67	115	2,040
357	GMI Jonesboro	Robbie Bible	45	182	1,943
176	LA Wilshire	Regina Soto	38	121	2,111
182	San Bernardino	Sol Ramirez	27	109	4,043 ^e
173	Reseda	John Valdez	9	34	2,655
116	Renton	Jody Lamb	0	99	2,672
324	Chesapeake	Open	0	0	1,091
184	San Jose North	Open	0	0	1,252
		totals	1,844	4,141	48,879

* sorted by

NL

GREAT
WEEK!

Central Pacific Rep. Activity Report					
December 8 - 12, 2003					
College	Admissions	Wkly	Wkly	MTD	MTD
Name	Representative	Apps	Enroll	Enroll	Start
San Jose No.	Shawn Hancock	11	11	16	13
Reseda	Gus Aragon	9	8	10	1
Hayward	Marcle Blas	13	7	7	0
San Bernardino	Nsenga Hughes	9	6	11	6
Renton	Kristin Mason	7	6	11	0
San Jose No.	Venus Laquian	6	6	9	5
Reseda	Joe Perez	4	6	8	2
San Francisco	Nyoka Lee	9	5	10	2
San Jose No.	Candy Martin	6	5	9	6
San Francisco	Ge Dedeoglou	4	5	8	1
Hayward	Aaron Williams	7	5	7	2
San Bernardino	Kristin Wilshire	6	5	6	0
San Bernardino	Luz Camarena	7	4	9	2
Hayward	Theresa Verayo	5	4	9	2
Renton	Alberto Perez	4	4	7	1
San Jose No.	Charina Olitan	6	4	6	6
San Jose No.	Beverley Sandeford	4	4	6	5
San Bernardino	Elizabeth Acosta	4	4	6	3
Reseda	Rosetta Smith	6	4	6	1
Renton	Cinda Hopper	3	3	8	1
Lynnwood	Gynger Steele	3	3	8	0
Lynnwood	Scott Noble	4	3	8	0
San Francisco	Estella Aranas	4	3	7	1
San Francisco	Janette Blair	4	3	6	0
Renton	Nikki Bartos	1	3	5	0
San Francisco	Kaffe Aspen	4	3	4	0
San Bernardino	Luis Sanchez	4	3	4	0
Lynnwood	DeRoy Gorham	4	3	4	0
San Francisco	Carolyn Bankston	4	3	3	-1
Lynnwood	Jan Estabrook	3	3	3	0
San Francisco	Jan Dixon	4	2	6	1
San Francisco	Steven Eres	3	2	6	-1
San Jose No.	Monica Galn	4	2	5	4
San Bernardino	Juanita Peralta	2	2	5	2
Renton	Megyn Cornyn	2	2	5	3
San Jose No.	Jeff Schmidt	2	2	4	1
San Bernardino	Ryan Knight	7	2	4	0
San Bernardino	Genina Litchfield	2	2	4	0
Renton	Jennifer Nicholson	3	2	4	2
San Jose No.	Karen Smith	4	2	3	0
Renton	Jen Cox	4	2	3	1
Lynnwood	Lee Elchelberger	3	2	2	0
Hayward	Maurice Rooks	8	2	2	0
Reseda	Greg Rosette	2	1	6	6
San Bernardino	Marlene Morse	4	1	5	1
Renton	Judy Florence	2	1	3	0
San Francisco	Daniel Vargas	5	1	2	2
Reseda	Mel Carlson	2	1	2	1
Renton	Angela Stephan	1	1	2	0
Renton	Suzanne Meyer	1	1	2	0
Renton	Nicole Donnelly	2	1	2	0
Reseda	Carmen Cristallnas	0	0	1	0
San Jose No.	Tamara Nasser	0	0	0	0
San Bernardino	Rhonda Thomas	0	0	0	0
San Bernardino	Steve Jackson	0	0	0	0
Lynnwood	Cathy Sterling	2	0	0	0
	totals	234	170	299	81

SAN FRANCISCO		AD REP PERFORMANCE FLASH																		School No. 83									
Week Ending		MONTH: 12		DAY: 15		YEAR: 2003		WEEKLY TOTALS										MONTH TO DATE TOTALS								MONTHLY STARTS			
Admissions Rep	Leads	Int.	%	Apps.	%	Enroll	%	Referrals	Referral Ratio	Leads	Int.	%	Apps.	%	Enroll	%	Referrals	Referral Ratio	This Mo. Sched.	Net Started	%	Future Sched.							
1 Estella Aranas	41	8	20%	4	50%	3	75%	3	100%	64	14	22%	8	57%	7	88%	26	371%	4	1	25%	12							
2 Nyoka Lee	48	12	25%	9	75%	5	56%	6	120%	77	20	26%	15	75%	10	67%	12	120%	2	2	100%	15							
3 Jan Dixon	14	6	43%	4	67%	2	50%	2	100%	39	16	41%	12	75%	6	50%	12	200%	1	1	100%	10							
4 Steven Eres	34	7	21%	3	43%	2	67%	1	50%	62	13	21%	8	62%	6	75%	4	67%	4	-1	-25%	11							
5 Katie Aspen	8	6	75%	4	67%	3	75%	0	0%	20	9	45%	6	67%	4	67%	3	75%	1	0	0%	11							
6 Janette Blair	22	8	36%	4	50%	3	75%	5	167%	52	15	29%	8	53%	6	75%	5	83%	2	0	0%	9							
7 Ge Dodeoglou	34	6	18%	4	67%	5	125%	4	80%	58	14	24%	9	64%	8	89%	7	88%	3	1	33%	11							
8 Daniel Vargas	25	11	44%	5	45%	1	20%	6	600%	44	21	48%	9	43%	2	22%	6	300%	2	2	100%	6							
9	0	0		0		0		0		0	0		0		0		0		0	0		0							
10	0	0		0		0		0		0	0		0		0		0		0	0		0							
11	0	0		0		0		0		0	0		0		0		0		0	0		0							
12	0	0		0		0		0		0	0		0		0		0		0	0		0							
Totals	226	64	28%	37	58%	24	65%	27	113%	416	122	29%	75	61%	49	65%	75	153%	19	6	32%	85							
HIGH SCHOOL	Leads	Int.	%	Apps.	%	Enroll	%	Referrals	Referral Ratio	Leads	Int.	%	Apps.	%	Enroll	%	Referrals	Referral Ratio	This Mo. Sched.	Net Started	%	Future Sched.							
13 Diane Robinson	0	0		0		0		0		0	0		0		0		0		0	0		0							
14 Caroline Bankston	28	8	29%	4	50%	3	75%	0	0%	47	12	26%	6	50%	3	50%	0	0%	0	-1		11							
15	0	0		0		0		0		0	0		0		0		0		0	0		0							
High School Totals	28	8	29%	4	50%	3	75%	0	0%	47	12	26%	6	50%	3	50%	0	0%	0	-1		11							
Grand Total	254	72	28%	41	57%	27	66%	27	100%	463	134	29%	81	60%	52	64%	75	144%	19	5	26%	96							
START FORECAST																													
Start Month	02/03	2003/2004	RE	Last Week	This Wk	No. Already	02/03	2003/2004	Rate Assumptions		No.	Week	Days	Active	Reverse														
Start Dates	Starts	Budget	FCST	Forecast	Forecast	Started	Futures	Futures	Show	Run	Pkgd	Enrolled	Remaining	Apps	Reverse														
8-Dec	0	68	0	0	5	20	0	0	0%	0	0	0	0	15															
January 5, 13, 26	0	142	0	0	0	0	0	59/21	0%	0	0	0	0	4															
4, 12 Feb	0	85	0	0	0	0	0	10/1	0%	0	0	0	0	0															
5, 8, 15 Mar	0	118	0	0	0	0	0	1	0%	0	0	0	0	0															
0	0	0	0	0	0	0	0	0	0%	0	0	0	0	0															
0	0	0	0	0	0	0	0	0	0%	0	0	0	0	0															

-482-

NW

Nice
week!

Central Pacific Rep. Activity Report					
March 15 - 19, 2004					
College Name	Admissions Representative	Wkly Apps	Wkly Enroll	MTD Enroll	MTD Start
San Bernardino	Luz Camarena	11	10	18	6
Reseda	Rosetta Smith	8	10	18	8
San Bernardino	Nsenga Hughes	12	8	14	5
Reseda	Carmen Cristallinas	3	7	18	10
San Jose No.	Jeff Schmidt	7	7	16	4
San Jose No.	Beverley Sandeford	11	7	14	3
San Bernardino	Genina Litchfield	9	7	12	4
Renton	Jennifer Nicholson	7	7	12	4
San Jose No.	Jeff Perlcheck	7	6	11	2
San Jose No.	Monica Gain	6	5	15	9
San Jose No.	Tamara Nasser	6	5	13	8
Reseda	Gus Aragon	5	6	12	9
San Francisco	Ge Dedeoglou	6	5	11	7
Reseda	Greg Rosette	5	5	9	6
Renton	Megyn Cornyn	3	4	16	15
Lynnwood	DeRoy Gorham	4	4	13	0
San Francisco	Carolyn Bankston	0	4	12	9
Lynnwood	Scott Noble	3	4	11	1
San Francisco	Jan Dixon	5	4	9	14
Reseda	Joe Perez	5	4	8	2
San Jose No.	Julius Sabenorio	5	4	7	6
San Francisco	Nyoka June Lee	7	4	7	9
Lynnwood	Catherine Sterling	10	4	7	0
Renton	Angela Stephan	2	3	14	12
San Bernardino	Juanita Peralta	4	3	10	10
Renton	Alberto Perez	4	3	9	6
Renton	Judy Florence	5	3	9	7
San Bernardino	Rhonda Thomas	9	3	8	2
Lynnwood	Jan Estabrook	4	3	8	0
San Francisco	Marty Eldsvik	7	3	7	7
Renton	Suzanne Mayer	4	3	7	8
San Jose No.	Karen Smith	6	2	14	2
Renton	Jen Cox	6	2	10	10
Reseda	Slobhan Loftus	1	2	9	1
Renton	Cinda Hopper	4	2	8	6
Renton	Nicole Donnelly	1	2	8	9
San Bernardino	Ryan Knight	7	2	7	3
Lynnwood	Loe Eichelberger	2	2	6	1
San Jose No.	Jeremy Everett	8	2	4	3
Lynnwood	Allssa Hodson	3	2	4	0
San Bernardino	Kristin Wilshire	5	2	3	3
Renton	Kimberly Seagroves	4	2	3	2
San Francisco	Estella Aranas	5	1	10	11
San Francisco	Daniel Vargas	7	1	10	11
Renton	Nikki Bartos	2	1	7	11
San Bernardino	Luis Sanchez	3	1	6	4
San Francisco	Janette Blair	3	1	6	9
San Bernardino	Marlene Morse	3	1	5	2
Reseda	Gina Carollo	3	1	5	2
San Francisco	Steven Eres	0	0	6	14
San Bernardino	Elizabeth Acosta	0	0	5	5
Reseda	Fred Song	3	0	3	2
Hayward	Maurice Rooks	0	0	0	0
Hayward	Theresa Verayo	0	0	0	0
Hayward	Tracey Chan	0	0	0	0
Hayward	Nicole Julien	0	0	0	0
Hayward	Angel Lowe	0	0	0	0
Hayward	Latasha Kent	0	0	0	0
Hayward	Amanda Johnson	0	0	0	0
	totals	259	183	493	304

CSI Regional Activity Report					
March 15 - 19, 2004					
*					
College Name	Director of Admissions	Wkly Apps	Wkly Enroll	MTD Enroll	MTD Start
GMI Atlanta	Sonya Jabriel	49	53	145	2
GMI Jonesboro	Victor Tedoff	69	40	118	-9
San Bernardino	Open	63	39	94	30
San Jose No.	Corey Faria	56	38	93	31
Reseda	Open	33	37	91	41
Ontario	Keisha Downey	60	36	84	9
Whittier	Lillian Gonzalez	40	35	95	30
LA Wilshire	Marie Guerrero	28	35	90	25
Burr Ridge	Joe Rossberger	36	33	68	-4
Renton	Paige Mathis	38	32	102	89
GMI Marietta	Calise Williamson	25	30	107	7
Hayward	Nina Kamatani	0	27	76	19
Brighton	Kathy Devine	32	26	87	17
San Francisco	Cary Kaplan	39	26	86	86
Chicago	Nikee Carnagey	35	26	84	0
Skokie	Mark Sullivan	42	26	62	-1
Grand Rapids	Bobbi Blok	54	25	113	108
Anaheim	Adam Phramany	22	25	81	42
Greenspoint	Jeff Brown	28	25	61	-7
Chesapeake	Ed Flores	49	21	55	-1
Newport News	Larry Veeneman Jr.	34	20	57	19
Lynnwood	Jo Ann Andre	26	20	56	-3
Tacoma (Eton)	Lynette Rickman	24	20	55	0
New Orleans	Doug Lockwood	37	19	66	20
GMI DeKalb	Trisha Sherwood	25	19	49	-1
Everett (Eton)	David Bowman	17	19	47	0
Gardena	Dianne Jerrybandhan	35	18	70	22
El Monte	Martin Yousef	32	18	69	54
Kalamazoo	Gloria Stender	30	18	58	65
Port Orchard (Eton)	Sheila Austin	19	18	50	0
Merrillville	Sandy Kaup	34	16	76	48
West LA	Robert Quintero	31	12	51	12
Vancouver (Ashmead)	Open	16	12	31	0
Norcross	John Magombo	24	11	48	36
Tigard (Ashmead)	Gynger Steele	12	10	34	0
Fife (Ashmead)	Andrea Niemeyer	14	10	28	82
Torrance	Christopher McDavis	11	9	19	6
Hobby	Greg Lotz	18	6	36	38
Everett (Ashmead)	Open	10	6	23	49
Seattle (Ashmead)	Juli Lau	8	4	16	110
Chelsea	Jason Reichard	13	3	3	0
Federal Way (Eton)	James Guynn	0	0	0	0
	TOTALS	1,268	923	2,734	1,071
* sorted by					

San Francisco		AD REP PERFORMANCE FLASH																		School No. 83								
Week Ending		MONTH: 3			DAY: 22			YEAR: 2004																				
		WEEKLY TOTALS									MONTH TO DATE TOTALS									MONTHLY STARTS								
Admissions Rep	Leads	Int.	%	Apps.	%	Enroll	%	Referrals	Referral Ratio	Leads	Int.	%	Apps.	%	Enroll	%	Referrals	Referral Ratio	This Mo. Sched.	Net Started	%	Future Sched.						
1 Estela Aranes	20	7	35%	5	71%	1	20%	5	500%	61	25	41%	19	76%	10	53%	11	110%	18	11	61%	2						
2 Nyoka June Lee	30	8	27%	7	88%	4	57%	7	175%	66	19	29%	18	85%	7	39%	12	171%	16	9	56%	0						
3 Jan Dlxson	28	7	25%	5	71%	4	80%	3	75%	82	23	28%	17	74%	9	53%	8	89%	21	14	67%	4						
4 Steven Eres	27	3	11%	0	0%	0		2		68	14	21%	8	57%	6	75%	11	183%	21	14	67%	5						
5 Janette Blair	23	7	30%	3	43%	1	33%	3	300%	55	19	35%	10	53%	5	50%	9	180%	18	9	50%	4						
6 Ge Dedeoglou	21	5	24%	5	100%	5	100%	4	80%	64	19	30%	14	74%	11	79%	11	100%	18	7	39%	5						
7 Daniel Vargas	20	7	35%	7	100%	1	14%	1	100%	58	26	45%	21	81%	10	48%	7	70%	20	11	55%	2						
8 Marty Eidsvik	23	8	35%	7	88%	3	43%	2	67%	65	31	48%	23	74%	7	30%	6	86%	12	7	58%	1						
9	0	0		0		0		0		0	0		0		0		0		0	0		0						
10	0	0		0		0		0		0	0		0		0		0		0	0		0						
11	0	0		0		0		0		0	0		0		0		0		0	0		0						
12	0	0		0		0		0		0	0		0		0		0		0	0		0						
Totals	192	52	27%	39	75%	19	49%	27	142%	519	176	34%	130	74%	65	50%	75	115%	144	82	57%	23						
HIGH SCHOOL	Leads	Int.	%	Apps.	%	Enroll	%	Referrals	Referral Ratio	Leads	Int.	%	Apps.	%	Enroll	%	Referrals	Referral Ratio	This Mo. Sched.	Net Started	%	Future Sched.						
13 Diane Robinson	0	0		0		0		0		0	0		0		0		0		0	0		0						
14 Caroline Banskton	34	0	0%	0		4		2	50%	86	15	17%	9	60%	12	133%	8	67%	14	9	54%	8						
15	0	0		0		0		0		0	0		0		0		0		0	2		0						
High School Totals	34	0	0%	0		4		2	50%	86	15	17%	9	60%	12	133%	8	67%	14	11	79%	8						
Grand Total	226	52	23%	39	75%	23	59%	29	126%	605	191	32%	139	73%	77	55%	83	108%	158	93	59%	31						
START FORECAST																												
Start Month	02/03	2003/2004	RE	Last Week	This Wk	No. Already	02/03	2003/2004	Rate Assumptions		No.	Week	Days	Active														
Start Dates	Starts	Budget	FCST	Forecast	Forecast	Started	Futures	Futures	Show	Run	Pkgd	Enrolled	Remaining	Apps	Reverse													
3, 8, 15, 31, March	0	118	0	0	118	101	0	23	0%	0	0	0	11	6	15													
5, 13, 15, April	0	119	0	0	0	0	0	12/12	0%	0	0	0	0	2	0													
5, 8, 14, May	0	117	0	0	0	0	0	5	0%	0	0	0	0	0	0													
4, 15, 28, June	0	114	0	0	0	0	0	0	0%	0	0	0	0	0	0													
0	0	0	0	0	0	0	0	0	0%	0	0	0	0	0	0													
0	0	0	0	0	0	0	0	0	0%	0	0	0	0	0	0													

N

Central Pacific Rep. Activity Report					
March 8 - 12, 2004					
*					
College	Admissions	Wkly	Wkly	MTD	MTD
Name	Representative	Apps	Enroll	Enroll	Start
Renton	Megyn Cornyn	7	7	12	11
San Jose No.	Karen Smith	7	6	12	2
San Jose No.	Monica Hernandez	2	6	10	9
San Bernardino	Juanita Peralta	6	6	7	9
Reseda	Carmen Cristallinas	10	5	11	2
Hayward	Maurice Rooks	7	5	10	0
San Jose No.	Jeff Schmidt	7	5	9	4
Lynnwood	DeRoy Gorham	4	5	9	0
San Bernardino	Luz Camarena	10	6	8	5
Renton	Jen Cox	7	6	8	5
San Bernardino	Ryan Knight	6	5	5	3
San Bernardino	Elizabeth Acosta	4	5	5	3
Renton	Angela Stephan	6	4	11	9
Hayward	Theresa Verayo	6	4	10	2
San Francisco	Estella Aranas	7	4	9	12
San Francisco	Daniel Vargas	9	4	9	5
Hayward	Tracey Chan	7	4	9	3
Reseda	Rosetta Smith	6	4	8	0
San Jose No.	Beverley Sandeford	8	4	7	3
Reseda	Slobhan Loftus	4	4	7	0
San Francisco	Ge Dedeoglou	5	4	6	7
Renton	Alberto Perez	5	4	6	4
San Bernardino	Genina Litchfield	2	4	5	4
Hayward	Nicole Jullen	7	4	5	1
San Bernardino	Mariene Morse	2	4	4	2
San Francisco	Carolyn Bankston	3	3	8	5
Hayward	Angel Lowe	4	3	8	1
San Francisco	Steven Eres	4	3	6	11
San Bernardino	Nsonga Hughes	6	3	6	6
Renton	Cinda Hopper	3	3	6	6
San Jose No.	Jeff Perlicheck	9	3	5	2
San Francisco	Jan Dixson	5	3	5	13
San Bernardino	Luis Sanchez	6	3	5	6
San Bernardino	Rhonda Thomas	3	3	6	4
Lynnwood	Jan Estabrook	5	3	5	0
Reseda	Joe Perez	3	3	4	0
Renton	Suzanne Meyer	5	3	4	5
Reseda	Fred Song	2	3	3	1
Reseda	Gus Aragon	2	2	7	2
Lynnwood	Scott Noble	4	2	7	1
Renton	Nicole Donnelly	4	2	6	3
Renton	Nikki Bartos	4	2	6	7
Renton	Jennifer Nicholson	3	2	6	3
San Francisco	Janette Blair	4	2	4	5
Reseda	Gina Carollo	6	2	4	0
Lynnwood	Lee Elchelberger	3	2	4	1
San Francisco	Nyoka June Lee	8	2	3	10
Lynnwood	Catherine Sterling	3	2	3	0
Hayward	Latasha Kent	5	2	3	0
San Jose No.	Tamara Nasser	9	1	8	8
Renton	Judy Florence	0	1	6	5
San Francisco	Marty Eldsvik	7	1	4	6
Reseda	Greg Rosette	3	1	4	0
San Jose No.	Julius Sabenorio	4	1	3	6
Hayward	Amanda Johnson	1	1	3	0
San Jose No.	Jeremy Everett	7	1	2	3
Lynnwood	Allissa Hodson	3	1	2	0
San Bernardino	Kristin Wilshire	3	1	1	3
Renton	Kimberly Seagroves	0	0	1	1
	totals	291	187	358	227

CSI Regional Activity Report					
March 8 - 12, 2004					
*					
College Name	Director of Admissions	Wkly Apps	Wkly Enroll	MTD Enroll	MTD Start
Grand Rapids	Bobbi Blok	52	49	84	0
GMI Jonesboro	Victor Tedoff	0	47	76	-9
GMI Atlanta	Sonya Jabriel	49	45	94	-2
San Bernardino	Open	47	43	54	21
Merrillville	Sandy Kaup	45	40	60	2
Brighton	Kathy Devine	35	34	61	17
Chicago	Nikee Carnagey	33	34	58	0
Renton	Paige Mathis	44	33	70	52
Gardena	Dianne Jerrybandhan	40	30	46	26
GMI Marietta	Calise Williamson	0	28	81	5
Ontario	Keisha Downey	45	28	48	9
Whittier	Lillian Gonzalez	35	26	59	3
Reseda	Open	36	26	53	-7
San Jose No.	Corey Faria	53	25	54	33
LA Wilshire	Marie Guerrero	40	25	51	17
El Monte	Marlin Yousef	26	25	49	26
Anaheim	Adam Phramany	46	24	56	2
Hayward	Nina Kamatani	37	24	49	8
San Francisco	Cary Kaplan	52	23	61	64
Skokie	Mark Sullivan	28	22	36	5
Tacoma (Eton)	Lynette Rickman	22	22	35	0
Greenspoint	Jeff Brown	24	21	36	-8
Kalamazoo	Gloria Stender	34	20	40	49
Chesapeake	Ed Flores	30	20	33	-1
New Orleans	Doug Lockwood	35	19	45	20
Norcross	John Magombo	25	19	37	26
Burr Ridge	Joe Rossberger	34	18	36	-4
Lynnwood	Jo Ann Andre	22	18	34	-3
Newport News	Larry Veeneman Jr.	24	13	37	18
GMI DeKalb	Trisha Sherwood	24	13	26	-1
West LA	Robert Quintero	25	12	37	4
Everett (Eton)	David Bowman	22	11	28	0
Hobby	Greg Lotz	26	10	30	34
Port Orchard (Eton)	Sheila Austin	19	9	32	0
Tigard (Ashmead)	Gynger Steele	16	8	24	0
Fife (Ashmead)	Andrea Niemeyer	13	8	18	82
Vancouver (Ashmead)	Open	7	7	18	0
Everett (Ashmead)	Open	11	7	17	49
Torrance	Christopher McDavis	10	2	10	6
Chelsea	Jason Reichard	6	0	0	0
Seattle (Ashmead)	Juli Lau	0	0	0	0
Federal Way (Eton)	James Guynn	0	0	0	0
	TOTALS	1,172	888	1,773	543
* sorted by					

San Francisco		AD REP PERFORMANCE FLASH																		School No. 83			
Week Ending		MONTH: 3		DAY: 15		YEAR: 2004																	
WEEKLY TOTALS										MONTH TO DATE TOTALS										MONTHLY STARTS			
Admissions Rep	Leads	Int.	%	Apps.	%	Enroll	%	Referrals	Referral Ratio	Leads	Int.	%	Apps.	%	Enroll	%	Referrals	Referral Ratio	This Mo. Sched.	Net Started	%	Future Sched.	
1 Estella Aranes	20	10	50%	7	70%	4	57%	2	50%	41	18	44%	14	78%	9	64%	6	67%	16	12	67%	3	
2 Nyoka June Lee	24	8	33%	8	100%	2	25%	3	150%	36	11	31%	11	100%	3	27%	5	167%	16	10	63%	0	
3 Jan Dixon	29	7	24%	5	71%	3	60%	2	67%	54	16	30%	12	75%	5	42%	5	100%	17	13	76%	5	
4 Steven Eres	21	6	29%	4	67%	3	75%	6	200%	41	11	27%	8	73%	6	75%	9	150%	20	11	55%	7	
5 Janette Blair	19	6	32%	4	67%	2	50%	4	200%	32	12	38%	7	58%	4	57%	6	150%	16	5	31%	3	
6 Ge Dedeoglou	25	9	36%	5	56%	4	80%	4	100%	43	14	33%	9	64%	6	67%	7	117%	17	7	41%	4	
7 Daniel Vargas	20	9	45%	9	100%	4	44%	2	50%	38	19	50%	14	74%	9	64%	6	67%	16	5	31%	6	
8 Marty Eidsvik	23	12	52%	7	58%	1	14%	2	200%	42	23	55%	16	70%	4	25%	4	100%	11	6	55%	1	
9	0	0		0		0		0		0	0		0		0		0		0	0		0	
10	0	0		0		0		0		0	0		0		0		0		0	0		0	
11	0	0		0		0		0		0	0		0		0		0		0	0		0	
12	0	0		0		0		0		0	0		0		0		0		0	0		0	
Totals	181	67	37%	49	73%	23	47%	25	109%	327	124	38%	91	73%	46	51%	48	104%	131	69	53%	29	
HIGH SCHOOL																							
Leads	Int.	%	Apps.	%	Enroll	%	Referrals	Referral Ratio	Leads	Int.	%	Apps.	%	Enroll	%	Referrals	Referral Ratio	This Mo. Sched.	Net Started	%	Future Sched.		
13 Diane Robinson	0	0		0		0		0		0	0		0		0		0		0	0		0	
14 Caroline Banskton	30	8	27%	3	38%	3	100%	2	67%	52	15	29%	9	60%	8	89%	6	75%	11	5	45%	8	
15	0	0		0		0		0		0	0		0		0		0		0	0		0	
High School Totals	30	8	27%	3	38%	3	100%	2	67%	52	15	29%	9	60%	8	89%	6	75%	11	5	45%	8	
Grand Total	211	75	36%	52	69%	26	50%	27	104%	379	139	37%	100	72%	54	54%	54	100%	142	74	52%	37	
START FORECAST																							
Start Month	Start Dates	02/03 Starts	2003/2004 Budget	RE FCST	Last Week Forecast	This Wk Forecast	No. Already Started	02/03 Futures	2003/2004 Futures	Rate Assumptions		No. Pkgd	Week Enrolled	Days Remaining	Active Apps	Reverse							
	3, 8, 15, 31, March	0	118	0	0	118	74	0	22/5	27	Show 0%	Run 0	0	0	0	2	12						
	5, 13, 15, April	0	119	0	0	0	0	0	20/7	27	Show 0%	Run 0	0	0	0	5	0						
	5, 8, 14, May	0	117	0	0	0	0	0	4	4	Show 0%	Run 0	0	0	0	0	0						
	4, 15, 28, June	0	114	0	0	0	0	0	4	4	Show 0%	Run 0	0	0	0	0	0						
	0	0	0	0	0	0	0	0	0	0	Show 0%	Run 0	0	0	0	0	0						
	0	0	0	0	0	0	0	0	0	0	Show 0%	Run 0	0	0	0	0	0						

NL

I LIKE
YOU BETTER
AT THE
TOP!!!

Central Pacific Rep. Activity Report					
February 2 - 6, 2004					
College	Admlssions	Wkly	Wkly	MTD	MTD
Name	Representative	Apps	Enroll	Enroll	Start
San Francisco	Daniel Vargas	6	7	7	7
San Francisco	Estella Aranas	9	7	7	4
San Jose No.	Karen Smth	6	6	6	17
San Jose No.	Monica Hernandez	6	6	6	10
San Jose No.	Jeff Schmidt	6	6	6	10
San Jose No.	Tamara Nasser	6	6	6	4
San Francisco	Steven Eres	7	6	6	6
San Bernardino	Nsenga Hughes	5	6	6	0
Reseda	Joe Perez	6	6	6	0
San Jose No.	Beverley Sandeford	14	5	5	6
San Francisco	Jan Dlxson	8	5	5	7
Hayward	Marcie Blas	8	5	5	0
San Jose No.	Venus Laquan	7	4	4	1
San Francisco	Janette Blair	4	4	4	6
San Bernardino	Luz Camarena	4	4	4	0
Reseda	Gus Aragon	5	4	4	3
Reseda	Greg Rosette	5	4	4	1
Reseda	Carmen Cristallnas	7	4	4	0
Renton	Jennifer Nicholson	4	4	4	5
Hayward	Maurice Rooks	7	4	4	0
San Jose No.	Trey Friedmann	7	3	3	0
San Jose No.	Julius Sabenorio	5	3	3	2
San Francisco	Nyoka June Lee	6	3	3	11
San Francisco	Carolyn Bankston	5	3	3	8
San Francisco	Ge Dedeoglou	5	3	3	6
San Bernardino	Martene Morse	5	3	3	0
San Bernardino	Luis Sanchez	2	3	3	0
San Bernardino	Rhonda Thomas	1	3	3	0
San Bernardino	Kristin Wilshire	4	3	3	0
Renton	Suzanne Meyer	4	3	3	2
Renton	Cinda Hopper	3	3	3	4
Renton	Nikki Bartos	4	3	3	2
Lynnwood	DeRoy Gorham	4	3	3	0
Lynnwood	Jan Estabrook	3	3	3	0
Hayward	Theresa Verayo	5	3	3	0
Hayward	Tracey Chan	4	3	3	0
Hayward	Nicole Julien	6	3	3	0
San Bernardino	Ryan Knight	4	2	2	0
San Bernardino	Genina Litchfield	3	2	2	0
Reseda	Mel Carlson	4	2	2	0
Renton	Nicole Donnelly	3	2	2	5
Lynnwood	Scott Noble	4	2	2	0
Lynnwood	Catharine Sterling	4	2	2	0
Lynnwood	Lee Eichelberger	3	2	2	0
San Bernardino	Juanita Peralta	3	1	1	0
San Bernardino	Steve Jackson	1	1	1	0
San Bernardino	Elizabeth Acosta	1	1	1	0
Reseda	Slobhan Loftus	1	1	1	0
Reseda	Fred Song	3	1	1	0
Renton	Megyn Cornyn	2	1	1	1
Renton	Angela Stephan	2	1	1	1
Renton	Judy Florence	2	1	1	5
Renton	Kimberly Seagroves	0	1	1	0
Renton	Jen Cox	4	1	1	6
San Francisco	Marty Eldsvik	0	0	0	0
Reseda	Rosetta Smith	6	0	0	0
Renton	Alberto Perez	0	0	0	1
Lynnwood	Afissa Hodson	0	0	0	0
Lynnwood	Mark Stryzewski	1	0	0	0
Hayward	Latasha Kent	0	0	0	0
totals		252	178	178	141

CSI Regional Activity Report					
February 2 - 6, 2004					
*					
College Name	Director of Admissions	Wkly Apps	Wkly Enroll	MTD Enroll	MTD Start
GMI Jonesboro	Victor Tedoff	45	37	37	-6
San Francisco	Cary Kaplan	49	37	37	56
Grand Rapids	Roberta Blok	59	36	36	11
Whittier	Lillian Gonzalez	38	36	36	36
Gardena	Dianne Jerrybandhan	38	34	34	4
GMI Atlanta	Sonya Jabriel	38	33	33	-10
San Jose No.	Corey Faria	57	32	32	11
San Bernardino	Open	33	29	29	-13
Ontario	Keisha Downey	36	28	28	5
New Orleans	Doug Lockwood	41	28	28	20
Chicago	Nicole Carnagey	45	27	27	-3
Reseda	Lori Starbuck	37	26	26	4
Burr Ridge	Joe Rossberger	38	24	24	-7
Anaheim	Adam Phramany	44	24	24	-19
Hobby	Greg Lotz	41	23	23	-3
Merrillville	Don Keeney	25	23	23	0
LA Wilshire	Marie Guerrero	26	23	23	-5
Brighton	Kathy Devine	23	23	23	-2
Renton	Paige Mathis	28	21	21	32
Kalamazoo	Gloria Stender	24	21	21	11
Greenspoint	Jeff Brown	19	19	19	-11
Tacoma (Eton)	Lynette Rickman	21	18	18	0
Hayward	Nina Kamatani	30	18	18	0
West LA	Robert Quintero	22	16	16	-3
Port Orchard (Eton)	Sheila Austin	15	15	15	0
GMI Marietta	Calise Williamson	0	15	15	2
Norcross	John Magombo	19	15	15	0
Skokie	Mark Sullivan	34	14	14	17
Newport News	Larry Veeneman Jr.	23	14	14	6
El Monte	Martin Yousef	31	14	14	7
Everett (Eton)	David Bowman	28	12	12	0
GMI DeKalb	Trisha Sherwood	31	12	12	0
Lynnwood	Jo Ann Andre	19	11	11	0
Fife (Ashmead)	Andrea Niemeyer	17	11	11	0
Seattle (Ashmead)	Jull Lau	13	11	11	0
Tigard (Ashmead)	Open	12	10	10	0
Torrance	Christopher McDavis	10	9	9	5
Chesapeake	Ed Flores	32	8	8	1
Federal Way (Eton)	James Guynn	13	8	8	0
Everett (Ashmead)	Open	6	5	5	0
Vancouver (Ashmead)	Open	13	4	4	0
	TOTALS	1,173	824	824	146
* sorted by					

San Francisco	AD REP PERFORMANCE FLASH	School No. 83
Week Ending	MONTH: 2 DAY: 7 YEAR: 2004	

AFFIDAVIT OF NYOKA JUNE LEE

STATE OF CALIFORNIA :
 :
 :
COUNTY OF _____

BEFORE ME, the undersigned authority, on this day personally appeared **NYOKA JUNE LEE**, known to me to be the person whose name is subscribed to the foregoing instrument and who upon oath swore that the foregoing statements are true and correct, and within her personal knowledge, and who acknowledged to me that she executed the same for the purposes and consideration therein expressed.

1. My name is Nyoka June Lee. I am competent to make this affidavit. The facts stated in this affidavit are within my personal knowledge and are true and correct.

2. I was employed at Corinthian Colleges from August 14, 2000 though May 2005. I worked as a recruiter in the admissions department of the San Francisco campus during most of my employment at Corinthian. The director of admissions of the campus, Cary Kaplan, routinely gave me weekly reports generated by the corporate office that showed the number of student "Leads" that were assigned to me, and the percentage of those Leads that I converted to Enrollments. I was evaluated each week based on my Lead-to-Conversion Ratio. These weekly Lead-to-Conversion records were identified as "Ad Rep Performance Flash" reports. Example of the Ad Rep Performance Flash that I received during my employment as a recruiter at Corinthian Colleges have the following bates numbers: 410; 413; 416; 419; 422; 423; 426; 429; 432; 448; 459; 467; 470; 475; 478; 482; 485 and 488.

3. At the same time I was given the Ad Rep Performance Flash reports, I was also given a record called "Central Pacific Activity Report" that showed the recruiters with the highest number of enrollments in the Central Pacific Region of Corinthian Colleges. Example of the Central Pacific Activity Reports that I received during my employment as a recruiter at Corinthian Colleges have the following bates numbers: 408; 411; 414; 415; 417; 420; 424; 427; 430; 433; 444; 445; 446; 449; 451; 453; 457; 461; 465; 468; 471; 473; 476; 480; 484; 486 and 489.
4. At the same time I was given the Ad Rep Performance Flash reports and the "Central Pacific Activity Reports, I was also given a record called the "CSi Regional Activity Report," which showed approximately 40 Corinthian campuses, together with the name of the director of admissions at each such campus, and the enrollments at each such campus. The director of admissions, Cary Kaplan, told me that his compensation was based on the enrollment levels of the San Francisco campus, relative to the enrollment levels at the other campuses identified on the CSi Regional Activity Reports. Every campus identified on the CSi Regional Activity Report also received a weekly Ad Rep Performance Flash report showing the Lead-to-Conversion Ratios of all the recruiters who worked at the respective campus. Cary Kaplan and Jim Martin told me that every campus owned by Corinthian was operated the same way, and recruiters were evaluated on the same Lead-to-Conversion Ratio. Example of the CSi Regional Activity Reports that I received during my employment as a recruiter at Corinthian Colleges have the following bates

numbers: 409; 412; 415; 418; 421; 425; 428; 431; 447; 452; 454; 458; 462; 466; 469; 474; 477; 481; 484 and 487.

5. After my deposition, I examined the draft of the complaint provided by my lawyers on or around October 11, 2006, which showed that Ernst & Young LLP would be a defendant in the lawsuit. I know the date because a copy of the cover letter forwarding the draft complaint to the U.S. Attorney was sent to me along with a copy of the draft complaint.
6. I have been in continuous telephone communications with my lawyers since they were retained in October 2006. After August 2011, when the U.S. Court of Appeals for the Ninth Circuit reinstated the lawsuit, I have had telephone communication with my lawyer almost weekly.
7. I had a very clear understanding during my employment at Corinthian that my compensation was based solely on my recruitment numbers. I was evaluated every week during my employment at Corinthian. My actual recruitment numbers, and my Lead-to-Conversion Ratios were routinely discussed with me by Cary Kaplan and by Jim Martin as being the entire basis for grading my performance.
8. I understood that I would receive an increase in compensation if I exceeded my enrollment quota. Making my numbers was the only requirement to get a raise.
9. If Corinthian Colleges had any other basis for evaluating my performance as a recruiter, I was never made aware of what those factors were.


Affiant Sayeth Further Not.

By: *Nyoka June Lee*
NYOKA JUNE LEE

SWORN TO AND SUBSCRIBED before me, under my hand and seal of office,
this 8th day of February 2013. BY NYOKA JUNE LEE WHO PROVED
To Be THE PERSON.

By: *Sushil Kalra*
Notary Public in and for the
State of California

My commission expires: 06/17/2016



UNITED STATES DISTRICT COURT
CENTRAL DISTRICT OF CALIFORNIA

OFFICE OF THE CLERK
U.S. COURTHOUSE
LOS ANGELES, CALIFORNIA 90012

OFFICIAL BUSINESS



Scott Levy
Scott Levy & Associates PC
1844 Wheeler Street
Houston, TX 77004