

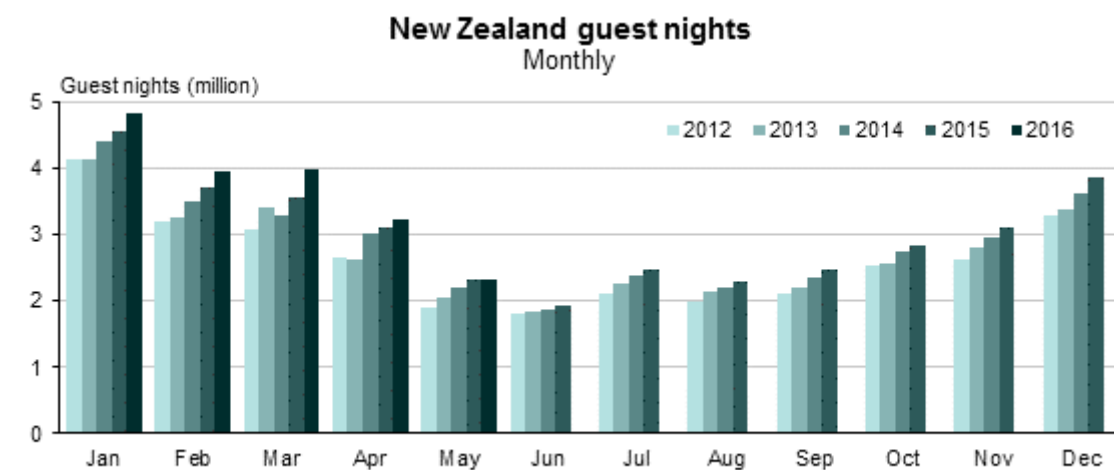
Accommodation Survey: May 2016

Embargoed until 10:45am – 12 July 2016

Key facts

For May 2016, compared with May 2015:

- National guest nights were down 0.4 percent (the first decrease after 25 consecutive months of rises).
- Domestic guest nights were down 6.4 percent, while international guest nights were up 9.7 percent.
- North Island guest nights were down 1.2 percent, while South Island guest nights were up 1.0 percent.
- Seven of the 12 regional areas had fewer guest nights.
- Two of the four accommodation types had fewer guest nights.



Source: Statistics New Zealand

For the year ended May 2016, national guest nights were up 5.3 percent from the year ended May 2015.

Liz MacPherson, Government Statistician

ISSN 1178-0207

12 July 2016

Commentary

- National guest nights down 0.4 percent
- Guest nights down in most regions
- Domestic guest nights down, international guest nights up
- Guest nights down for two accommodation types
- Accommodation capacity down
- Occupancy rates up

All guest night movements are unadjusted unless otherwise stated.

Trend and seasonally adjusted movements may be amended when we add future months to the series.

National guest nights down 0.4 percent

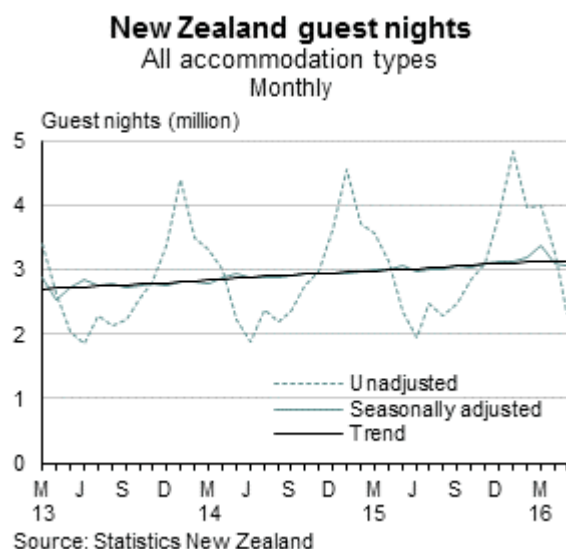
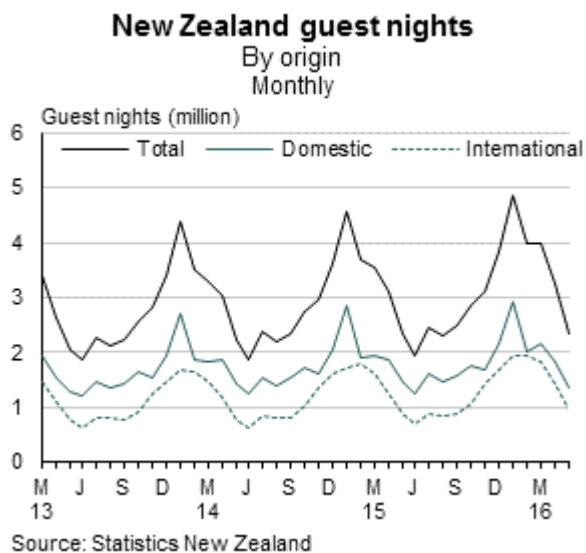
National guest nights spent in short-term commercial accommodation were down 0.4 percent in May 2016, compared with May 2015. May 2015 was a record May month for domestic and total guest nights.

International guest nights were up in both the North and South islands, but were offset by a fallback in domestic guest nights, particularly for motels. Guest nights fell in seven of the 12 regional areas and two of the four accommodation types.

For the year ended May 2016, national guest nights were up 5.3 percent from the May 2015 year.

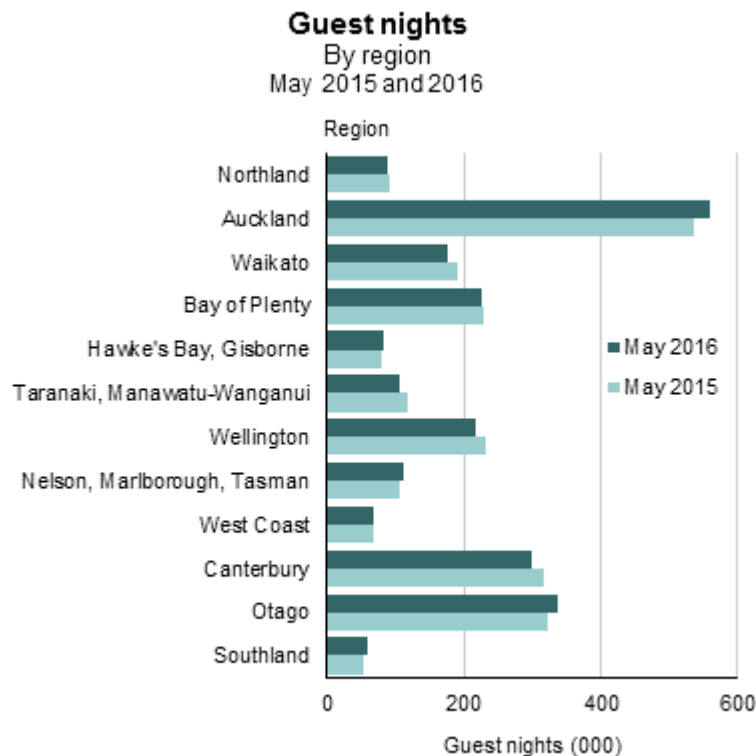
Seasonally adjusted guest nights fell 1.5 percent in May 2016, compared with April 2016. This followed a 6.1 percent rise in March and an 8.1 percent fall in April.

The trend for national guest nights continued to rise.



Guest nights down in most regions

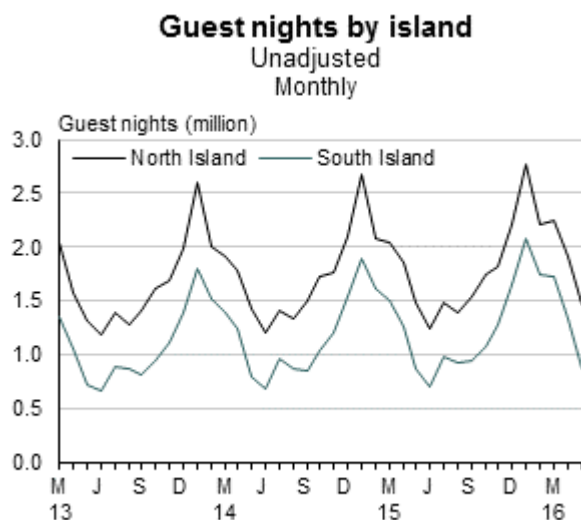
Guest nights were down in seven of the 12 regional areas in May 2016 compared with May 2015.



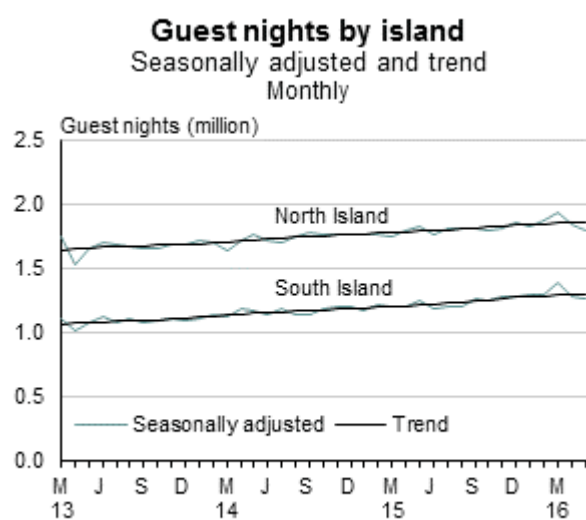
Source: Statistics New Zealand

Seasonally adjusted North Island guest nights fell 2.2 percent in May 2016, compared with April 2016. Seasonally adjusted South Island guest nights fell 0.9 percent.

Latest guest night trends show a continuing rise for both the North and South islands.



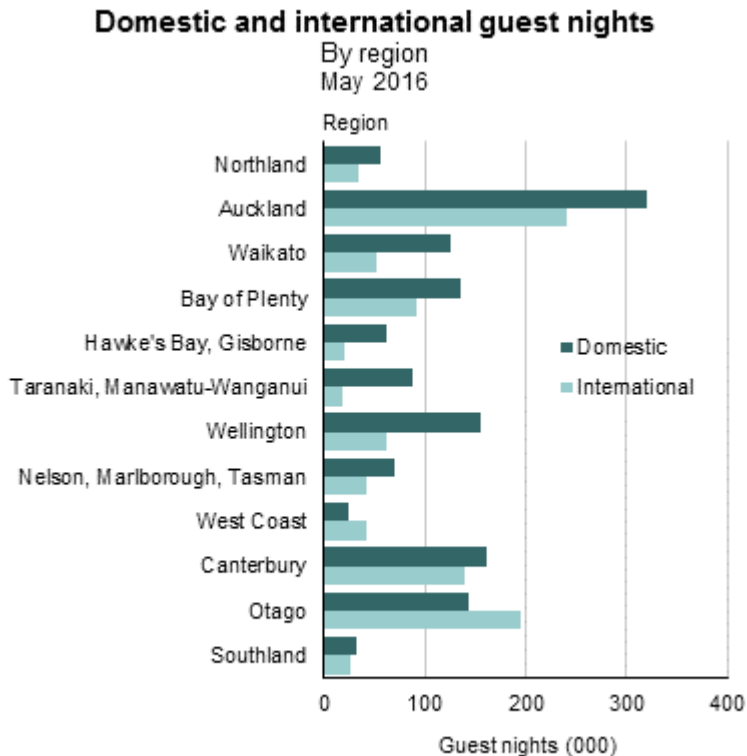
Source: Statistics New Zealand



Source: Statistics New Zealand

Domestic guest nights down, international guest nights up

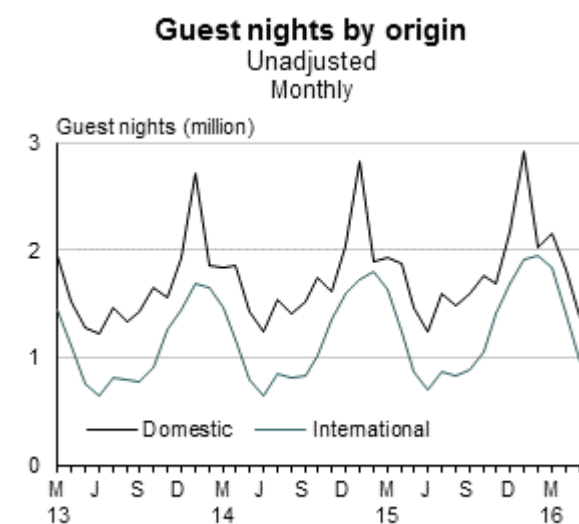
Domestic guest nights were down 6.4 percent in May 2016, compared with May 2015. International guest nights were up 9.7 percent. International visitor arrivals (short-term) were up 10 percent.



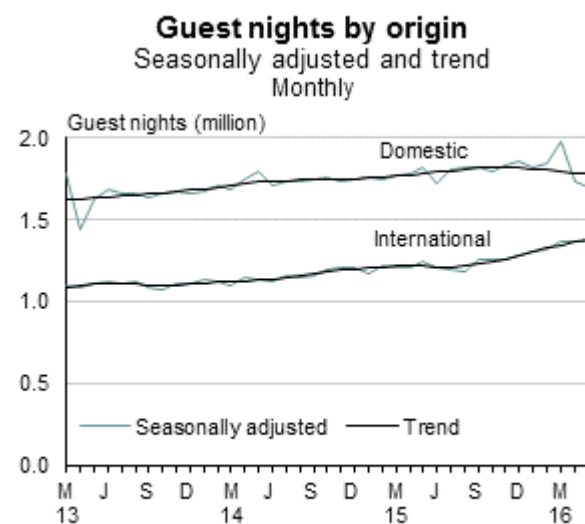
Source: Statistics New Zealand

Seasonally adjusted domestic guest nights fell 1.8 percent in May 2016, compared with April 2016. Seasonally adjusted international guest nights fell 0.3 percent.

Latest guest night trends show an easing for domestic guest nights and a rise for international guest nights.



Source: Statistics New Zealand

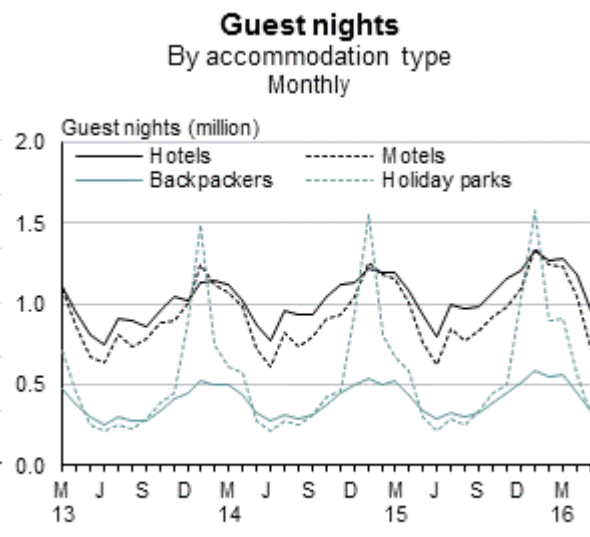
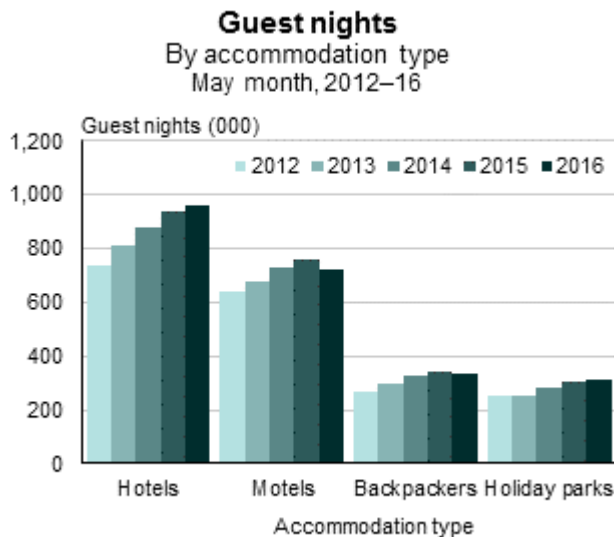


Source: Statistics New Zealand

Guest nights down for two accommodation types

Guest nights were down for two of the four accommodation types in May 2016, compared with May 2015:

- hotel guest nights up 2.8 percent
- motel guest nights down 4.8 percent
- backpacker guest nights down 0.4 percent
- holiday park guest nights up 0.8 percent.



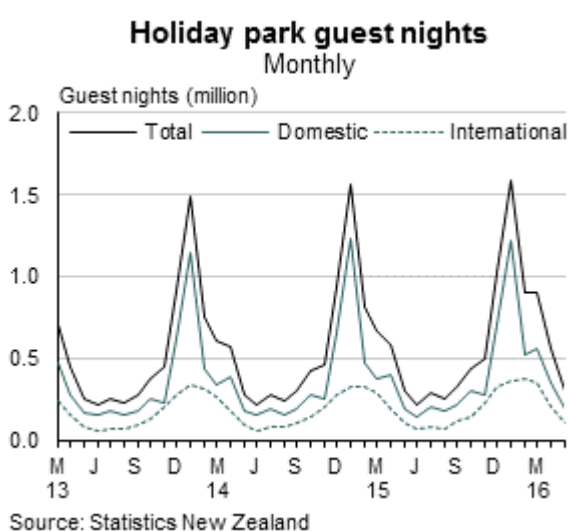
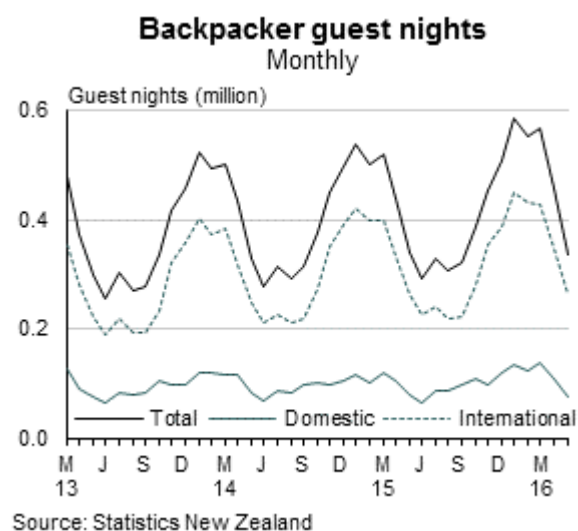
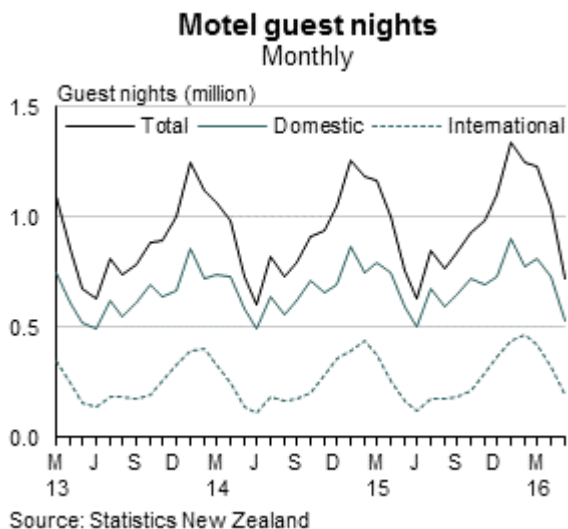
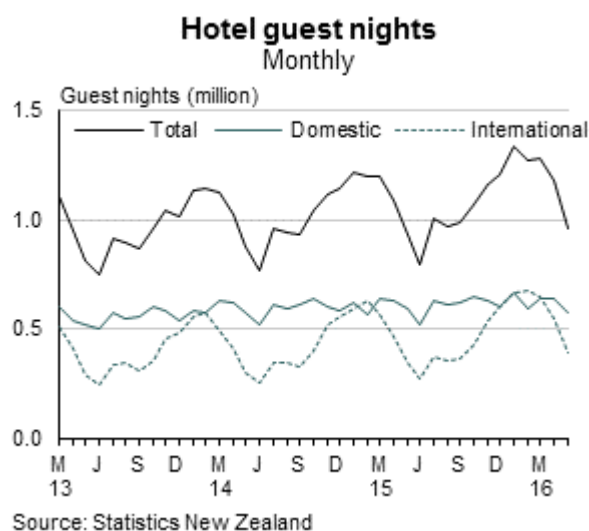
Domestic guest nights were down for all four accommodation types in May 2016, compared with May 2015:

- hotels down 3.3 percent
- motels down 11.0 percent
- backpackers down 4.8 percent
- holiday parks down 2.4 percent.

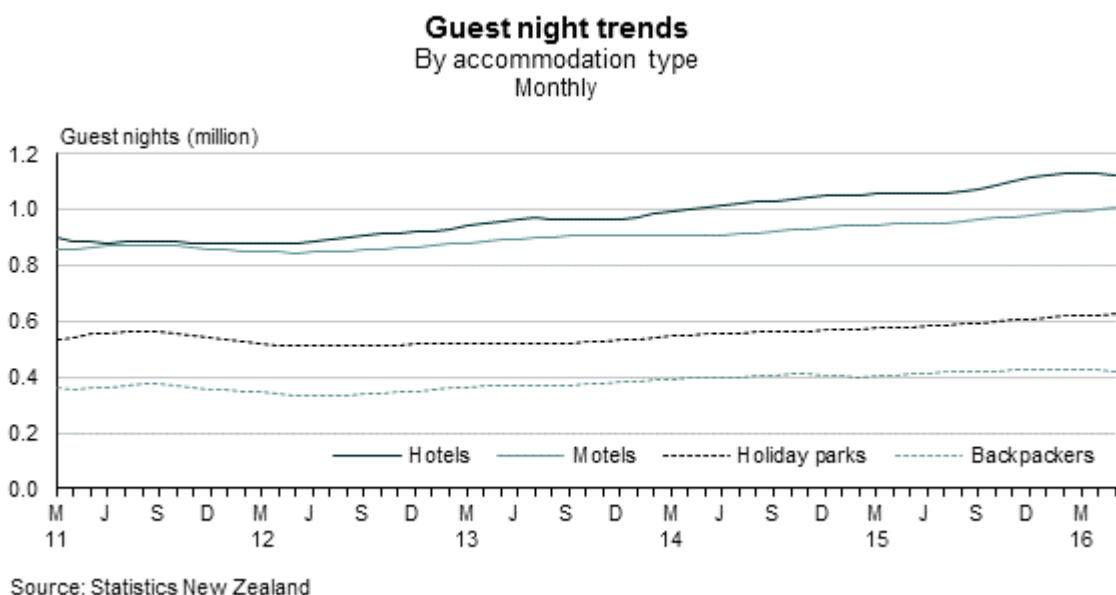
International guest nights were up for all four accommodation types in May 2016, compared with May 2015:

- hotels up 13.4 percent
- motels up 18.1 percent
- backpackers up 0.9 percent
- holiday parks up 6.7 percent.

The following graphs show that for hotels, motels, and holiday parks, domestic guests are usually the main contributor to total guest nights. For backpacker accommodation, international guests are the main contributor, especially during the summer months.



Latest guest night trends are rising for two of the four accommodation types.



Accommodation capacity down

Available total capacity in short-term commercial accommodation was down 1.1 percent in May 2016, compared with May 2015.

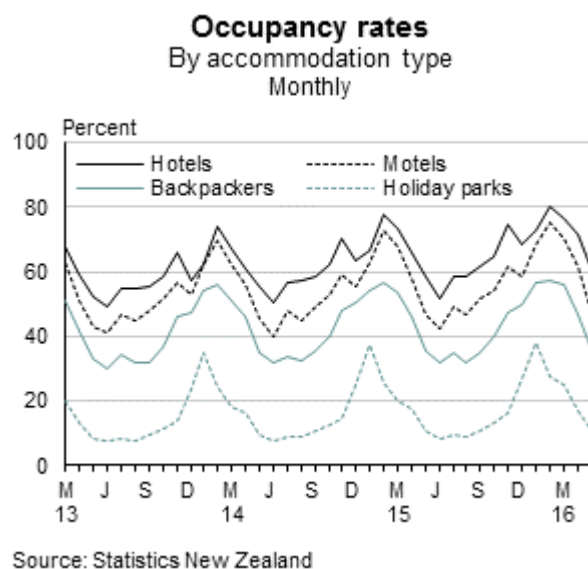
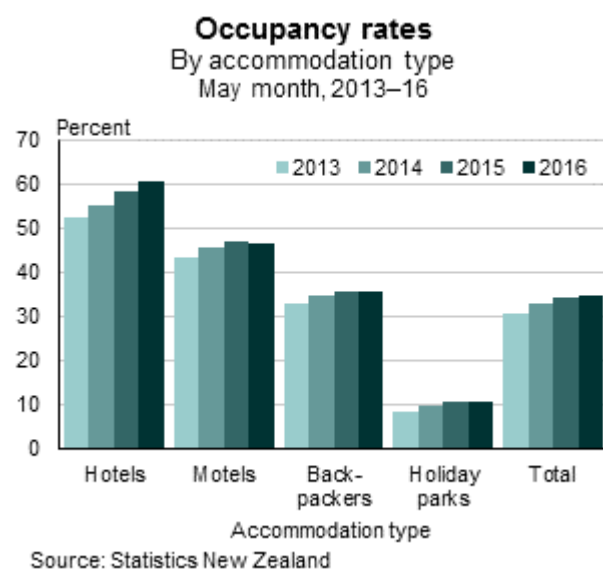
Capacity was down for all four accommodation types:

- hotels down 1.9 percent
- motels down 1.5 percent
- backpackers down 0.2 percent
- holiday parks down 0.8 percent.

Occupancy rates up

The occupancy rate was up for three of the four accommodation types in May 2016, compared with May 2015:

- hotels up 2.4 percentage points
- motels down 0.2 percentage point
- backpackers up 0.2 percentage point
- holiday parks up 0.1 percentage point.



For more detailed data from the Accommodation Survey, see the Excel tables in the 'Downloads' box.

See [DataInfo+](#) for information on definitions and data quality. These sections were previously included in this release.

Related links

- [Next release](#)
- [Past releases](#)
- [Accommodation Survey pivot tables](#)
- [Commercial accommodation monitors](#)
- [Data quality](#)
- [Related information](#)

Next release

Accommodation Survey: June 2016 will be released on 10 August 2016.

[Subscribe to information releases](#), including this one, by completing the online subscription form.

The [release calendar](#) lists all information releases by date of release.

Past releases

[Accommodation Survey](#) has links to past releases.

Accommodation Survey pivot tables

[Accommodation Survey pivot tables](#) provide detailed information by area, accommodation type, and variable.

Commercial accommodation monitors

[Commercial accommodation monitors](#) are published on the MBIE website and provide detailed information for each regional tourism organisation area.

Data quality

[Data collections – DataInfo+](#) has the latest survey response rates.

[Accommodation concepts – DataInfo+](#) has definitions of terms used in this release.

[Accommodation Survey – DataInfo+](#) has general information on the survey.

Related information

[International Travel and Migration](#) statistics record arrivals to, and departures from, New Zealand by overseas visitors, New Zealand resident travellers, and permanent and long-term migrants (immigrants and emigrants).

[Copyright and terms of use](#)

Includes our copyright, attribution, and liability statements.

Contacts

For media enquiries contact:

Neil Kelly

Christchurch 03 964 8957

Email: info@stats.govt.nz

For technical information contact:

John Gudgeon (03 964 8846) or Craig Liken (03 964 8374)

Email: info@stats.govt.nz

For general enquiries contact our Information Centre:

Phone: 0508 525 525 (toll-free in New Zealand)

+64 4 931 4600 (outside New Zealand)

Email: info@stats.govt.nz

Subscription service:

Subscribe to information releases, including this one, by completing the online subscription form.

Correction notifications:

Subscribe to receive an email if a correction notice is published for Accommodation Survey.

Unsubscribe to correction notifications for Accommodation Survey.

Subscribe to all to receive an email if a correction notice is published for any of our information releases.

Unsubscribe to all if you change your mind.

Tables

See the following Excel tables in the 'Downloads' box on this page. If you have problems viewing the files, see [opening files and PDFs](#).

1. Guest night totals
2. Domestic and international guest nights
3. Regional guest nights
4. Changes in guest nights: seasonally adjusted and trend
5. Capacity and occupancy rates, by accommodation type

Accommodation Survey pivot tables

The Accommodation Survey pivot tables provide detailed information by area, accommodation type, and variable.

1. RTO and accommodation type – accommodation data by RTO (Regional Tourism Organisation) area and accommodation type
2. RTO and origin – domestic and international guest nights by RTO area
3. Territorial authority area – accommodation data by territorial authority area.

Commercial accommodation monitors

[Commercial accommodation monitors](#) on the Ministry of Business, Innovation and Employment website provide detailed information for each regional tourism organisation area.

Access more data on Infoshare

Infoshare allows you to organise data in the way that best meets your needs. You can view the resulting tables onscreen or download them.

Use Infoshare

For this release, select the following categories from the Infoshare homepage:

Subject category: **Tourism**

Group: **Accommodation Survey - ACS**

Next release

Accommodation Survey: June 2016 will be released on 10 August 2016.