

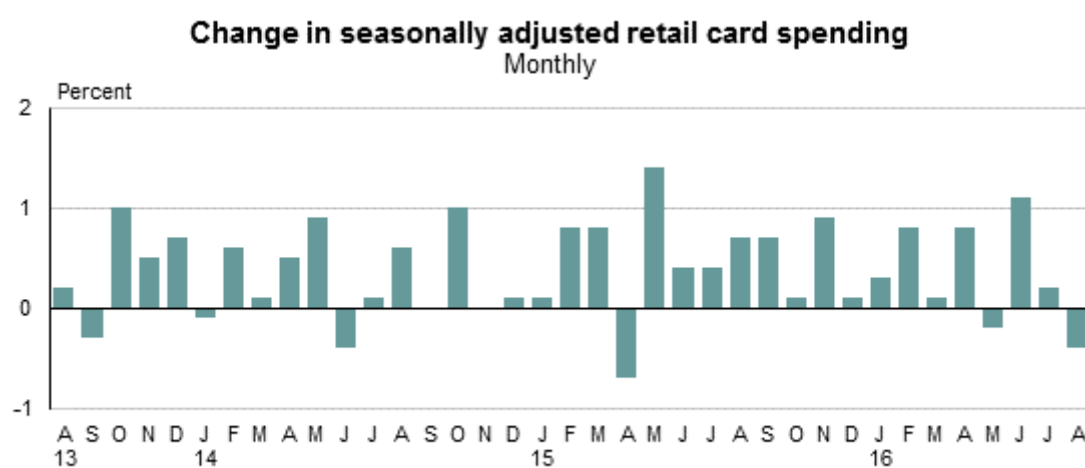
Electronic Card Transactions: August 2016

Embargoed until 10:45am – 09 September 2016

Key facts

Changes in the seasonally adjusted value of transactions for August 2016 (compared with July 2016) were:

- Total electronic card transactions fell 0.8 percent.
- Transactions in the retail industries fell 0.4 percent.
- Transactions in the core retail industries fell 0.6 percent.



Source: Statistics New Zealand

Liz MacPherson, Government Statistician
ISSN 1178-0258
9 September 2016

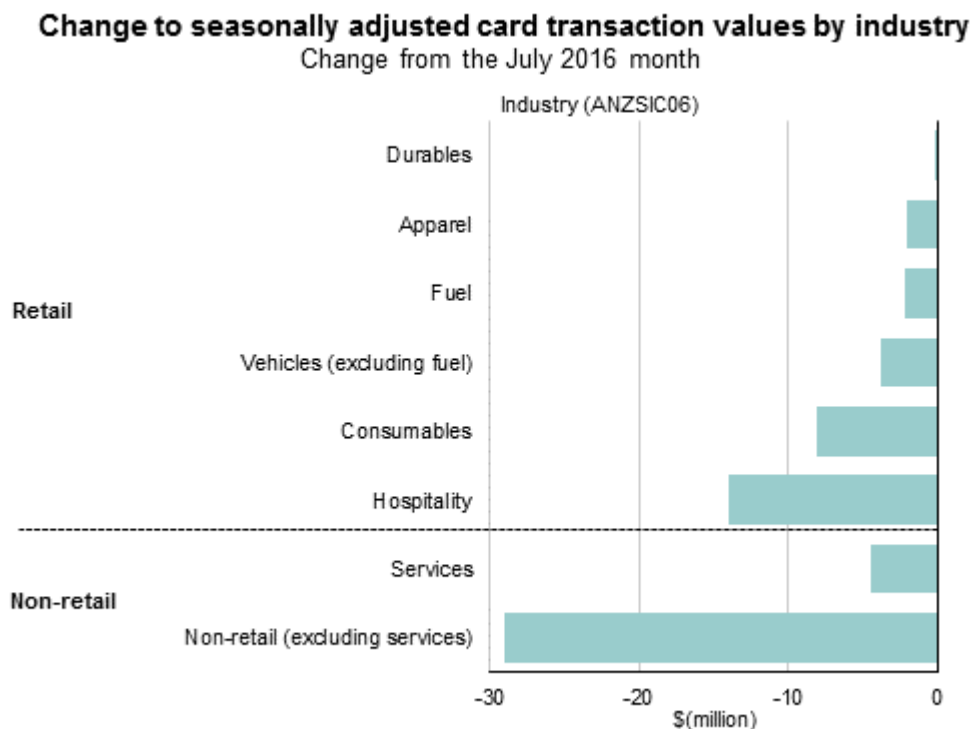
Commentary

All figures are seasonally adjusted unless otherwise specified.

Values are only available at the national level, and are not adjusted for price changes.

In the **retail** industries, the value of electronic card spending was down 0.4 percent in August 2016, following a 0.2 percent rise in July 2016.

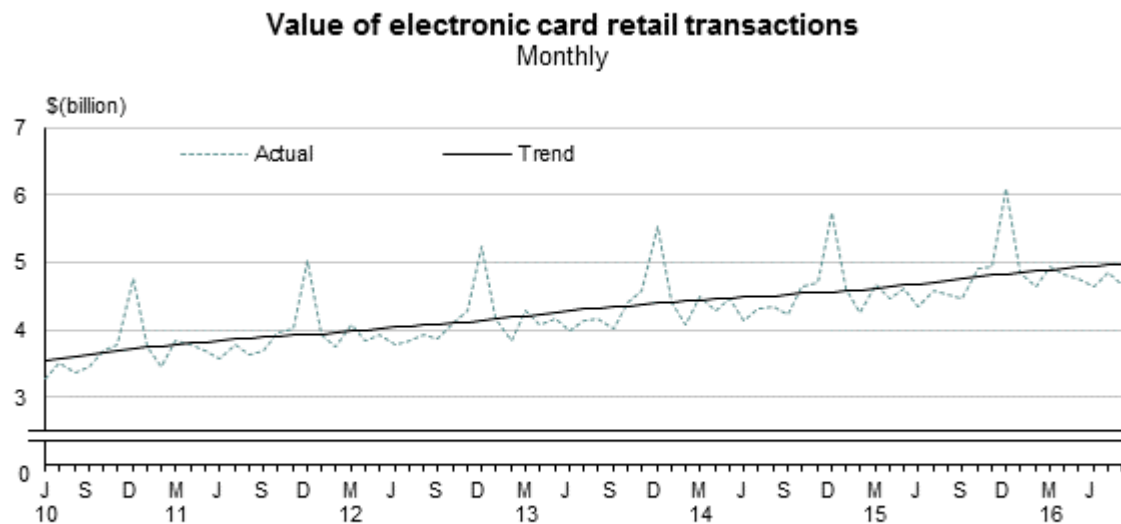
Five of the six retail industries had decreases, while one remained unchanged in August 2016. The biggest falls were from the hospitality industry, down \$14 million (1.5 percent), and the consumables industry, down \$8.1 million (0.5 percent).



The total value of electronic card spending, including the two non-retail industries (non-retail excluding services and services), was down 0.8 percent in August. This follows a 0.3 percent rise in July 2016.

The two non-retailing industries were also down for August 2016. The non-retail (excluding services) industry was down \$29 million (2.0 percent) and the services industry was down \$4.4 million (1.7 percent).

Core retail spending (which excludes the vehicle-related industries) fell 0.6 percent in August 2016, after a 0.6 percent rise in July.



Source: Statistics New Zealand

Trends for the total, retail, and core retail series have generally been rising since these series began in October 2002, but appear to be easing now.

In actual terms, card-holders made 131 million transactions across all industries in August 2016, with an average value of \$49. The total amount spent across all transactions was \$6.4 billion.

For more detailed data see the Excel tables in the 'Downloads' box.

Imputation of missing data

As outlined in [Electronic Card Transactions: January 2016](#), Statistics NZ has imputed for some missing data for the durables industry. As we are still unable to source this missing data, we will continue to impute for this data until a supplier is confirmed.

Related links

Next release

Electronic Card Transactions: September 2016 will be released on 11 October 2016.

[Subscribe to information releases](#), including this one, by completing the online subscription form.

[The release calendar](#) lists all information releases by date of release.

Past releases

[Electronic Card Transactions](#) has links to past releases.

Data quality

Electronic Card Transactions data collection methodology – DataInfo+

General methodology used to produce electronic card transaction statistics.

Electronic Card Transactions concepts – DataInfo+

Definitions of terms used in this release.

Principles and protocols for producers of Tier 1 statistics

Statistics in this release have been produced in accordance with the Official Statistics System principles and protocols for producers of Tier 1 statistics for quality. They conform to the Statistics NZ Methodological Standard for Reporting of Data Quality.

Related information

The latest movements in related series were as follows:

- The [food price index](#) fell 0.2 percent in July 2016, compared with June 2016.
- The [consumers price index](#) rose 0.4 percent in the June 2016 quarter, compared with the March 2016 quarter.
- [Credit card billings in New Zealand](#), as published by the Reserve Bank of New Zealand, were down 0.4 percent in July 2016, compared with July 2015.

Copyright and terms of use

Includes our copyright, attribution, and liability statements.

Contacts

For media enquiries contact:

Neil Kelly

Christchurch 03 964 8957

Email: info@stats.govt.nz

For technical information contact:

Madu Weera 03 964 8459

Email: info@stats.govt.nz

For general enquiries contact our Information Centre:

Phone: 0508 525 525 (toll-free in New Zealand)

+64 4 931 4600 (outside New Zealand)

Email: info@stats.govt.nz

Subscription service:

Subscribe to information releases, including this one, by completing the online subscription form.

Correction notifications:

Subscribe to receive an email if a correction notice is published for Electronic Card Transactions.

Unsubscribe to correction notifications for Electronic Card Transactions.

Subscribe to all to receive an email if a correction notice is published for any of our information releases.

Unsubscribe to all if you change your mind.

Tables

See the following Excel tables in the 'Downloads' box on this page. If you have problems viewing the files, see [opening files and PDFs](#).

1. Electronic card transactions by industry – actual monthly values
2. Electronic card transactions by industry – seasonally adjusted monthly values
3. Electronic card transactions by industry – trend monthly values
4. Electronic card transactions – number of transactions
5. Electronic card transactions – averages and proportions

A machine-readable zipped CSV file is also available in the 'Downloads' box.

Access more data on Infoshare

Infoshare allows you to organise data in the way that best meets your needs. You can view the resulting tables onscreen or download them.

Use Infoshare

For this release, select the following category from the Infoshare homepage:

Subject category: **Economic indicators**

Group: **Electronic Card Transactions (ANZSIC06) – ECT**

Next release

Electronic Card Transactions: September 2016 will be released on 11 October 2016.