

A photograph of the White House and the Washington Monument under a clear blue sky. The White House is in the center, with the Washington Monument to the left. In the foreground, there is a green lawn with a black iron fence, a fountain, and a large statue on a pedestal. Red flowers are in the bottom left corner.

POLITICS IN THE AGE OF TRUMP

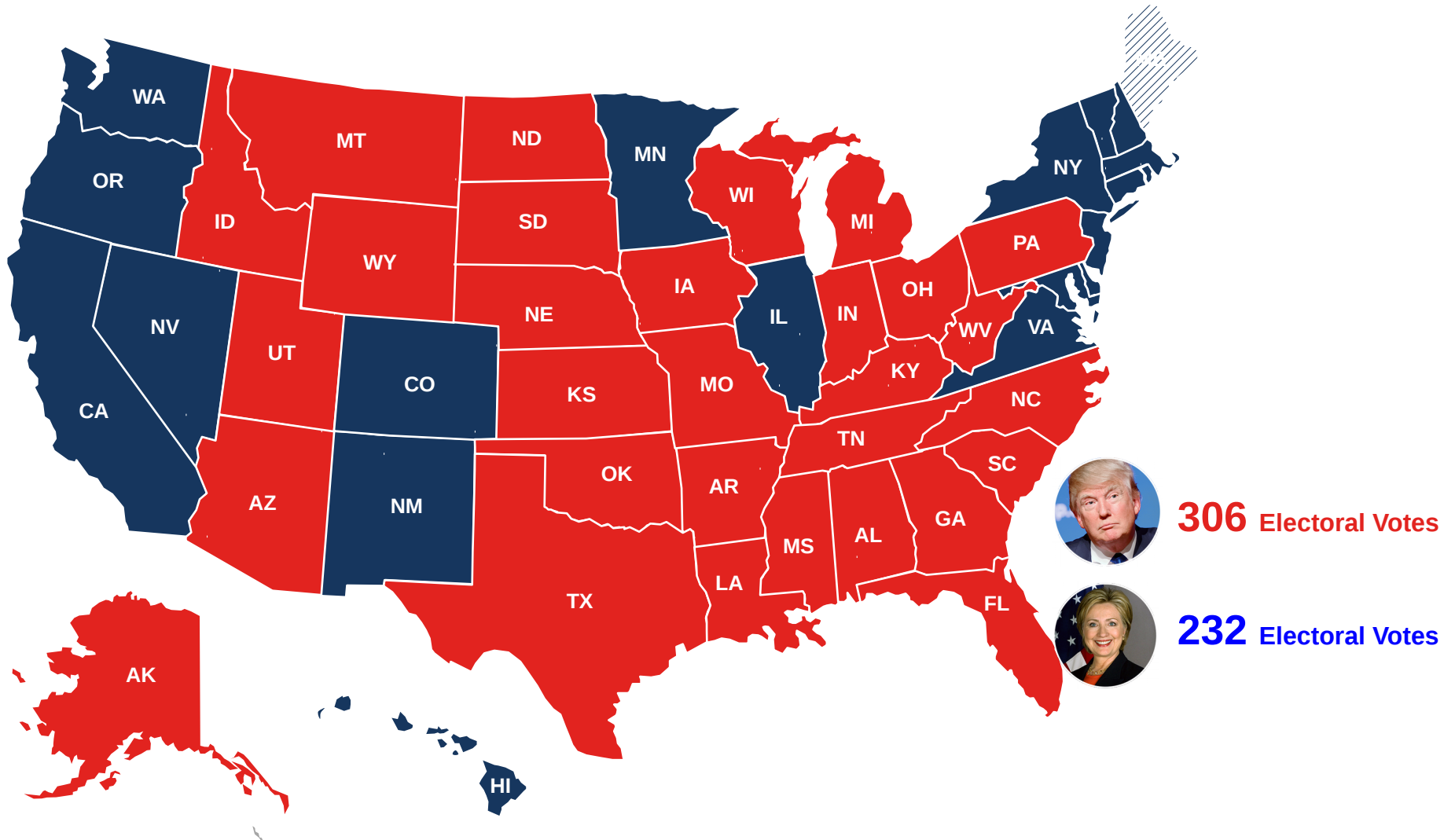
Doug Sosnik
April 19, 2017

A photograph of the White House and the Washington Monument under a clear blue sky. The White House is in the center, with the Washington Monument to the left. In the foreground, there is a green lawn with a black iron fence, a fountain, and a statue of George Washington on horseback. Red tulips are in the bottom foreground.

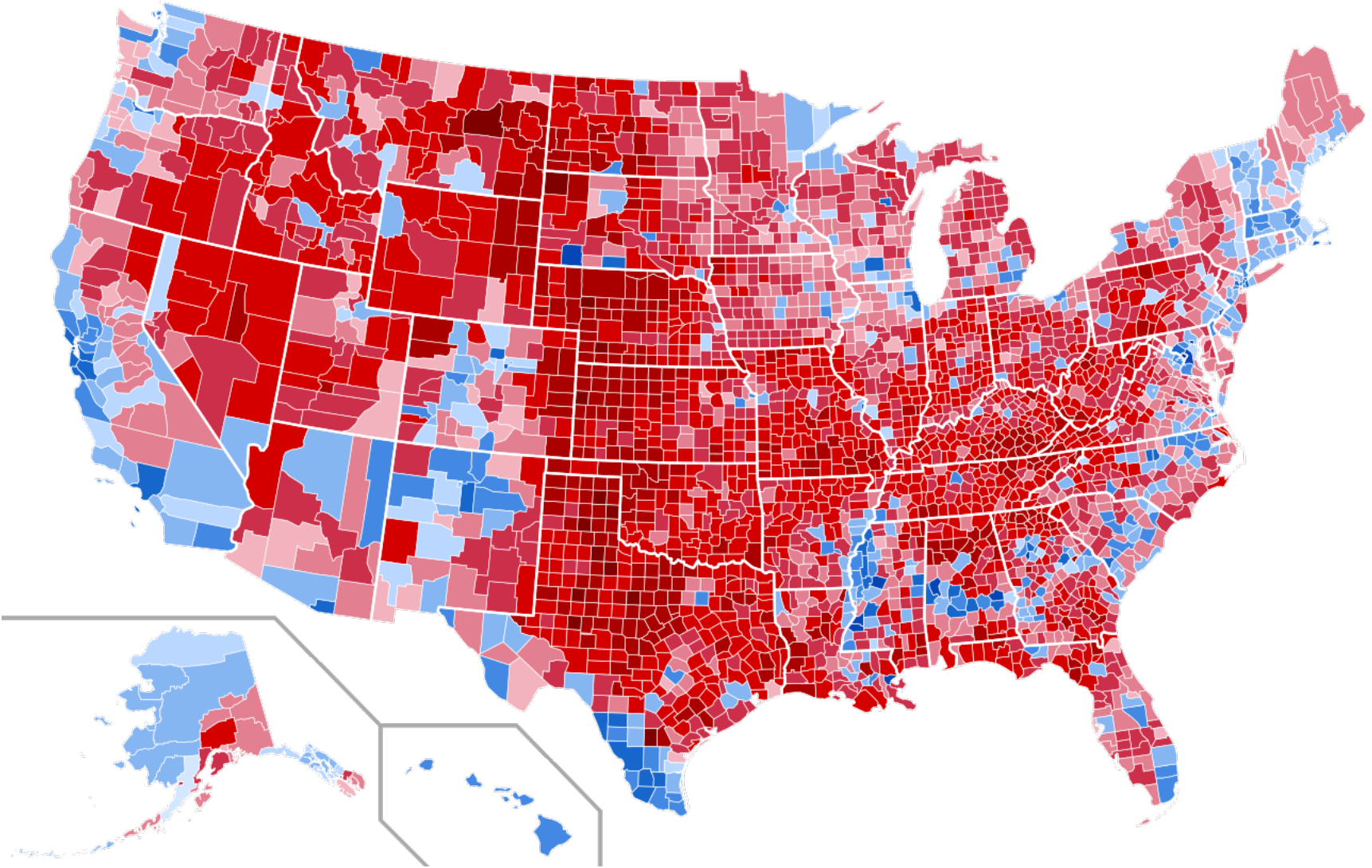
2016 RESULTS

2016 ELECTION RESULTS

Trump wins states carried by Obama in 2012 (IA, FL, MI, PA, WI, OH)



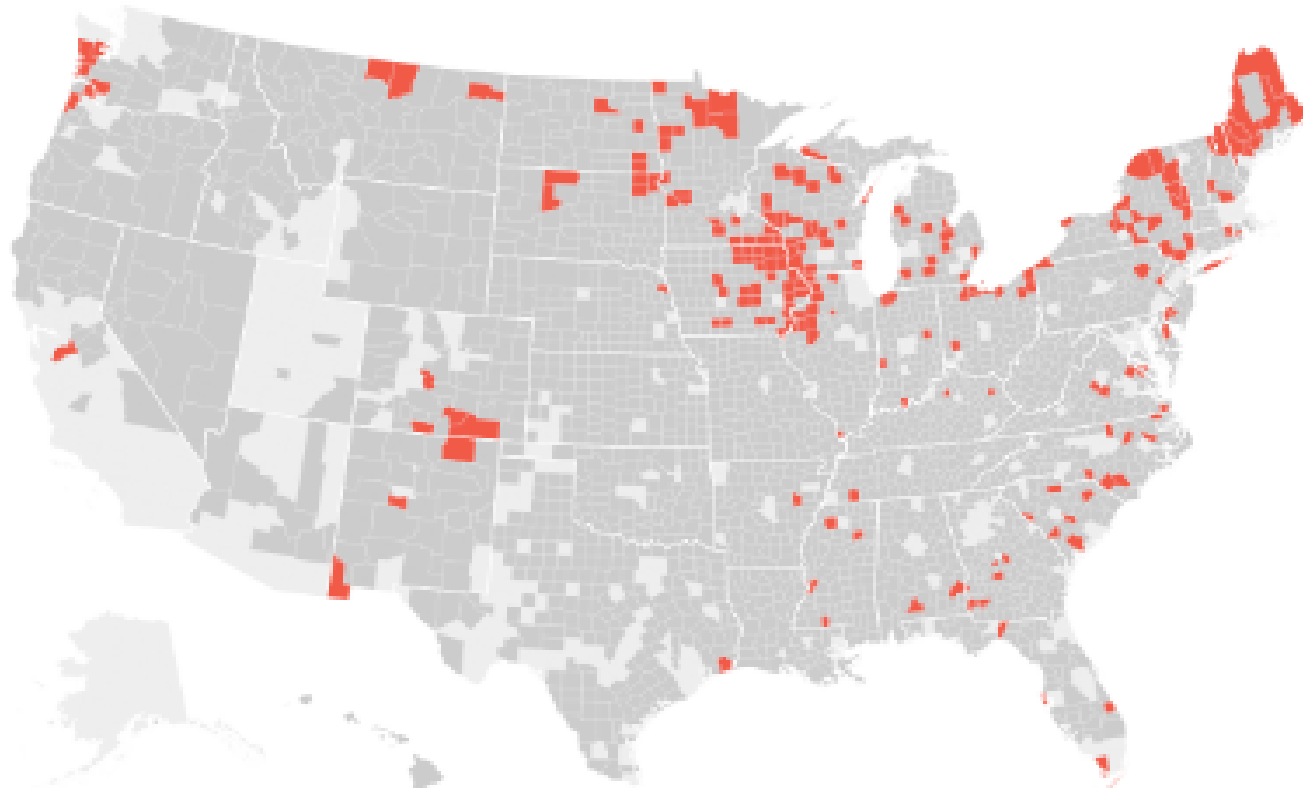
2016 ELECTION RESULTS BY COUNTY



TRUMP WON 217 COUNTIES THAT WENT FOR OBAMA IN 2012

Counties that **voted more Republican** than in 2012

Counties that **flipped Republican**

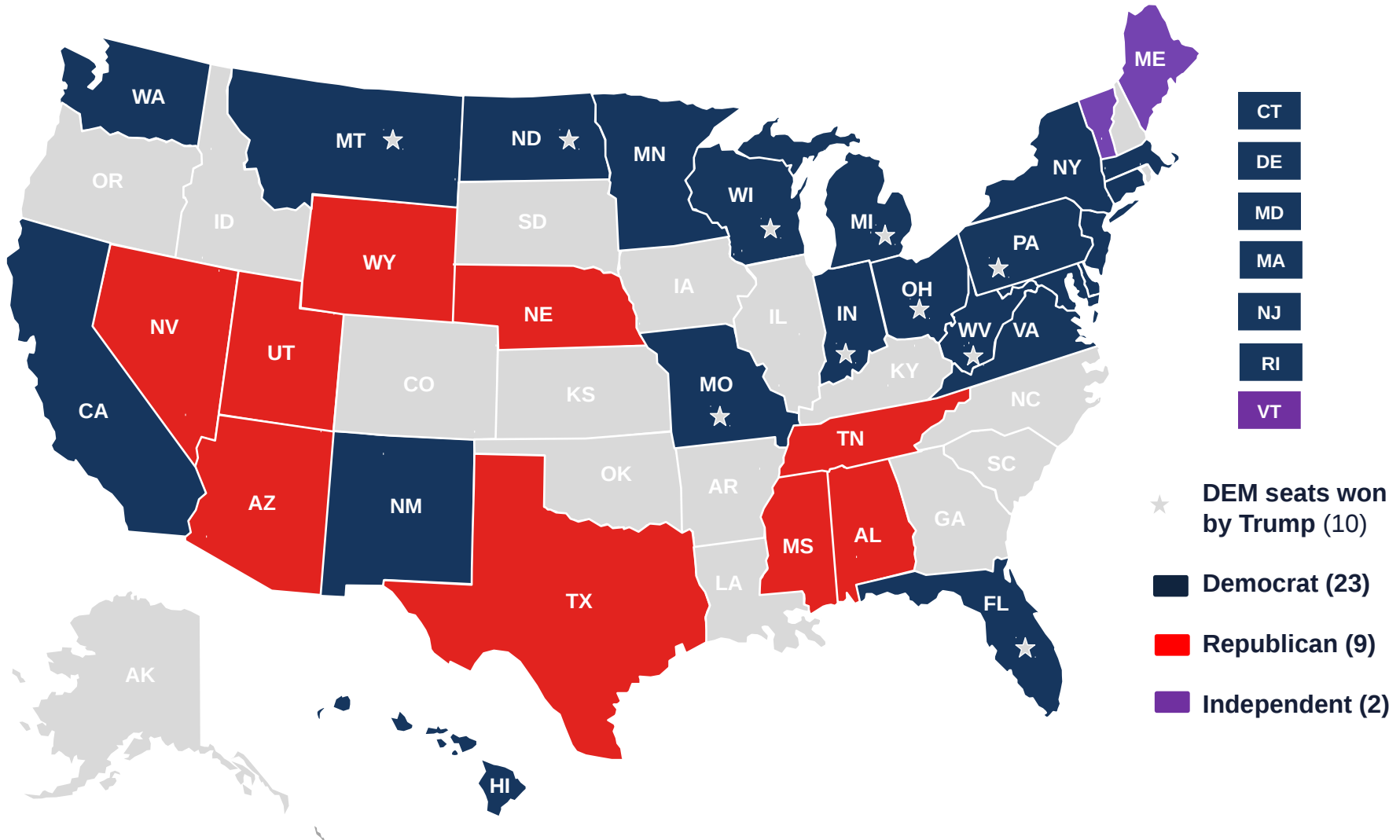




2017 – 2018 ELECTIONS SENATE AND HOUSE

2018 SENATE RACES

9 Republicans, 23 Democrats, 2 Independents are up for re-election



SPLIT STATE SENATORS

*There are 86 senators who are the same party as the presidential candidate who carried their state.
Of the other 14, 11 are up for re-election in 2018 – all Democrats except for one.*

Trump Won / Democrat Senator	Clinton Won / Republican Senator
Florida – Bill Nelson*	Colorado – Cory Gardner
Indiana – Joe Donnelly*	Maine – Susan Collins
Missouri – Claire McCaskill*	Nevada – Dean Heller*
Montana – Jon Tester*	
Michigan – Debbie Stabenow*	
Michigan – Gary Peters	
North Dakota – Heidi Heitkamp*	
Ohio – Sherrod Brown*	
Pennsylvania – Bob Casey*	
West Virginia – Joe Manchin*	
Wisconsin – Tammy Baldwin*	

** - Up for Re-Election in 2018*

2018 SENATE RACES

9 Republicans, 25 Democrats, 2 Independents are up for re-election*

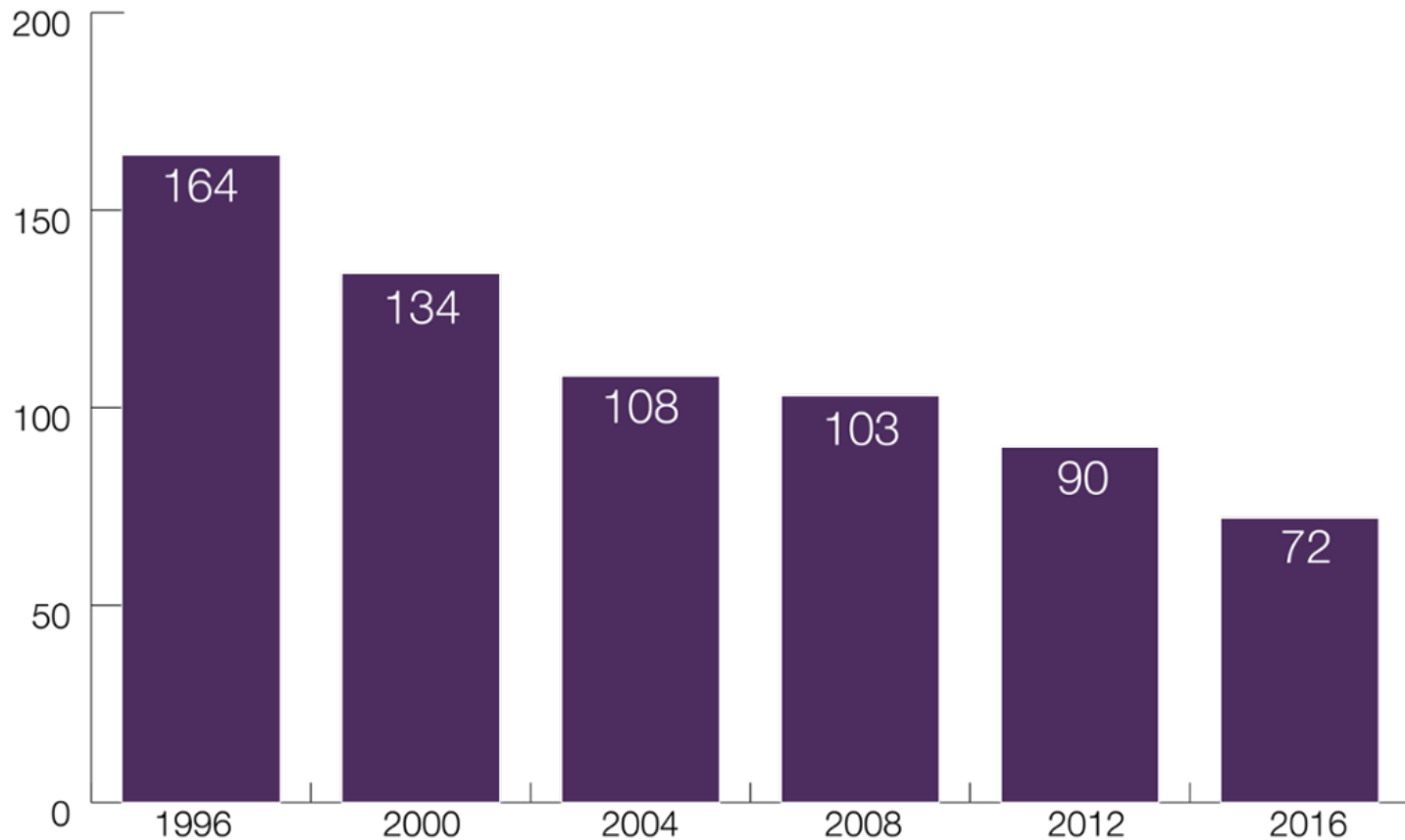
Solid D	Likely D	Lean D	Toss Up	Lean R	Likely R	Solid R
Feinstein (CA) Murphy (CT) Carper (DE) Hirono (HI) Cardin (MD) Warren (MA) Klobuchar (MN) Heinrich (NM) Gillibrand (NY) Whitehouse (RI) Cantwell (WA) Sanders (VT)*	Casey (PA) Stabenow (MI) Tester (MT) Menendez (NJ) Heitkamp (ND) Kaine (VA) Manchin (WV) Baldwin (WI)	Nelson (FL) Donnelly (IN) McCaskill (MO) Brown (OH) King (ME)*		Flake (AZ) Heller (NV)		Strange (AL) Wicker (MS) Fisher (NE) Corker (TN) Cruz (TX) Hatch (UT) Barrasso (WY)

Swing Districts in Decline

*In 1996, voters in 164 of the nation's 435 House districts were relatively split by party.
Now, only 72 districts are in the same range — less than one-sixth of the House.*



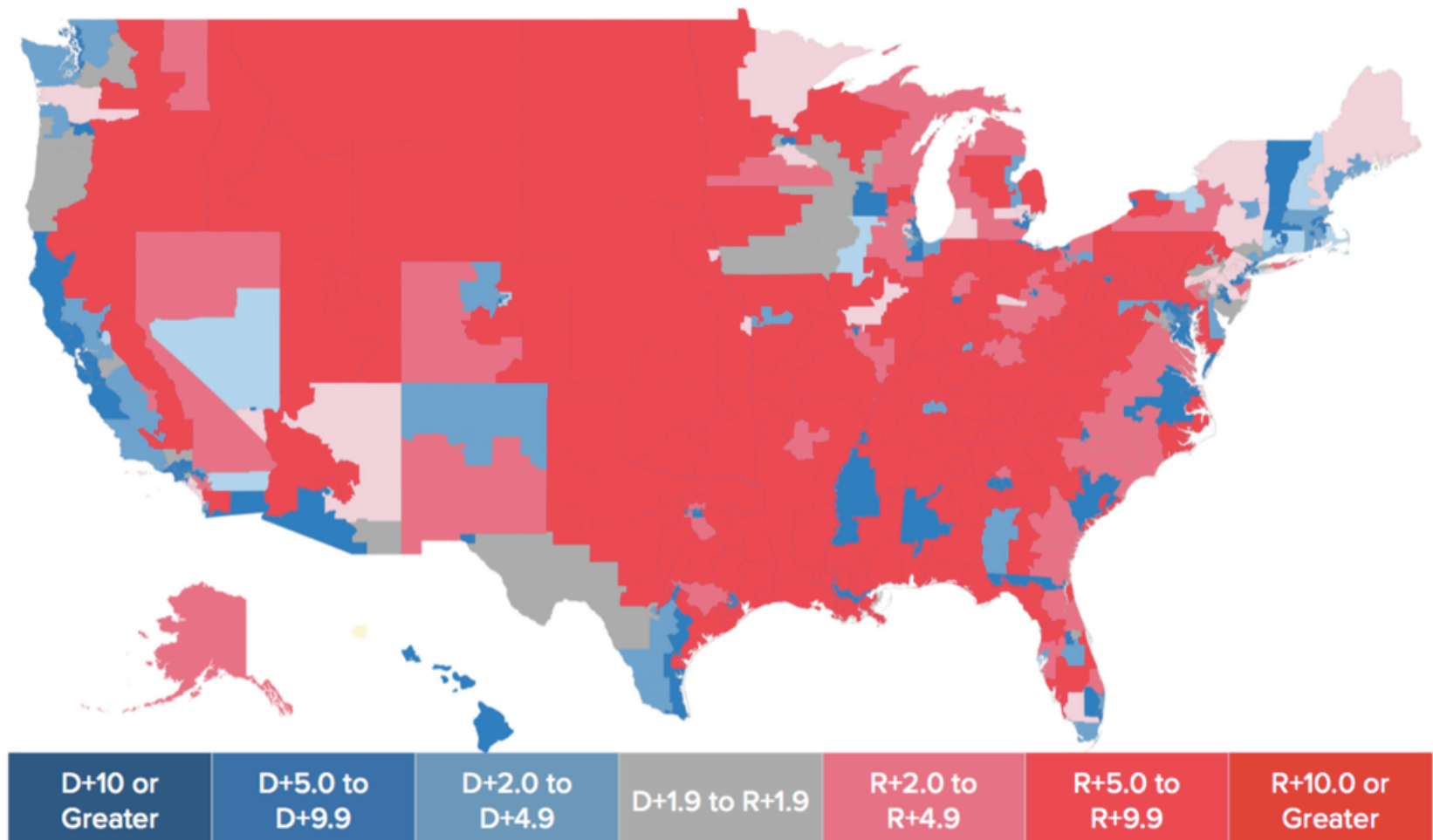
Decline of Swing Districts from 1996-2016



Both Parties Solidify the Seats they Hold

*78% of Democratic-leaning seats got even more Democratic,
and 65% of GOP-leaning seats got even more Republican.*

2017 Partisan Voter Index Scores by Congressional District



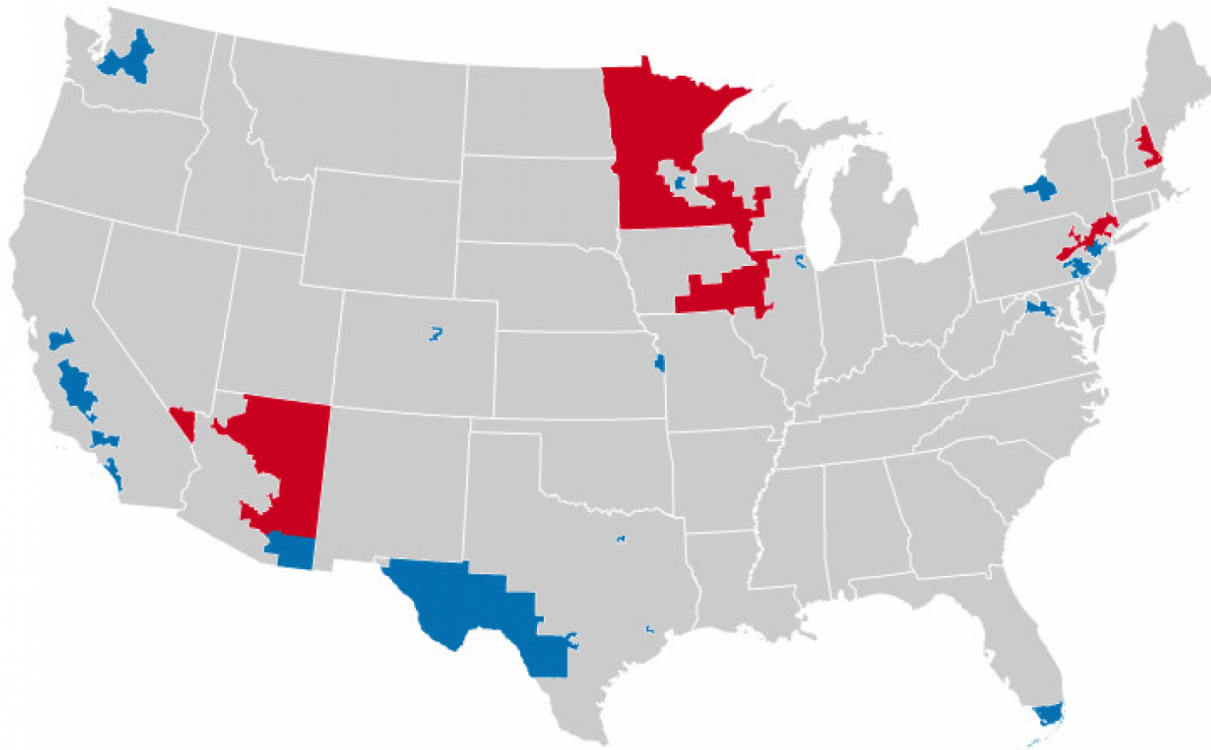
2016 SPLIT DISTRICTS

In 23 Congressional Districts, voters picked a Republican candidate for the House and Hillary Clinton
In 12 Congressional Districts, voters picked a Democrat candidate for the House and Donald Trump

The split districts in 2016

Where voters picked a House candidate from one party and a president of the other. Data from Daily Kos.

■ BACKED TRUMP, DEM FOR HOUSE ■ BACKED CLINTON, GOP FOR HOUSE



Backed Clinton, GOP for House

AZ-02	KS-03
CA-10	MN-03
CA-21	NJ-07
CA-25	NY-24
CA-39	PA-06
CA-45	PA-07
CA-48	TX-07
CA-49	TX-23
CO-06	TX-32
FL-26	VA-10
FL-27	WA-08
IL-06	

Backed Trump, Dem for House

AZ-01	NH-01
IA-02	NJ-05
IL-17	NV-03
MN-01	NY-18
MN-07	PA-17
MN-08	WI-03

2018 House Race Ratings

In addition to 5 toss up seats, there are 38 likely/lean Republican and 19 likely/lean Democrat

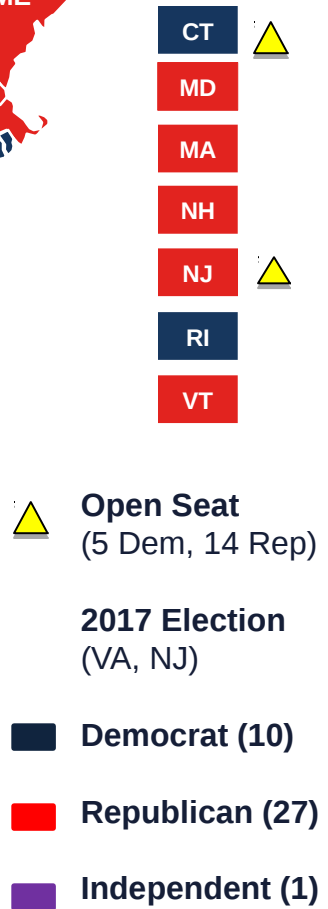
Likely D	Lean D		Toss Up		Lean R	Likely R
Crist (FL)	O'Halleran (AZ)		Dem		Denham (CA)	McSally (AZ)
Schneider (IL)	Bera (CA)		Open-Walz (MN)		Knight (CA)	Valadao (CA)
Bustos (IL)	Carbajal (CA)		Shea-Porter (NH)		Coffman (CO)	Royce (CA)
Loeb sack (IA)	Murphy (FL)		Rosen (NV)		Curbelo (FL)	Walters (CA)
Walz (MN)	Nolan (MN)				Blum (IA)	Rohrabacher (CA)
Peterson (MN)	Kuhuen (NV)		Rep		Lewis (MN)	Ros-Lehtinen (FL)
Kuster (NH)	Gottheimer (NJ)		Issa (CA)		Bacon (NE)	Roskam (IL)
Suozzi (NY)			Price (GA)*		Bacon (NE)	Bost (IL)
Maloney (NY)					Faso (NY)	Young (IA)
Schrader (OR)					Fitzpatrick (PA)	Yoder (KS)
Cartwright (PA)					Hurd (TX)	Poliquin (ME)
Kind (WI)					Comstock (VA)	Trott (MI)
						Paulsen (MN)
						Open/Zinke (MT-AL)
						Lance (NJ)
						Frelinghuysen (NJ)
						Tenney (NY)
						Katko (NY)
						Open/Renacci (OH)
						Costello (PA)
						Meehan (PA)
						Smucker (PA)
						Culberson (TX)
						Sessions (TX)
						Reichert (WA)



2017 – 2018 ELECTIONS STATE AND LOCAL

27 Republicans, 10 Democrats, & 1 Independent are up for re-election

27 Republicans, 10 Democrats, & 1 Independent are up for re-election



2017-2018 GUBERNATORIAL RACES

38 races, half of which are open seats

Republicans defending 9 seats carried by Clinton in 2016, Democrats defending 1 seat carried by Trump

Republicans (27)		Independents (1)	Democrats (10)	
Republican Incumbent (13)	Republican Open Seat (14)	Independent Incumbent (1)	Democrat Open Seat (5)	Democrat Incumbent (4)
Alabama Arizona Arkansas Illinois* Iowa Maryland* Massachusetts* Nebraska New Hampshire* South Carolina Texas Vermont* Wisconsin	Florida Georgia Idaho Kansas Maine* Michigan Nevada* New Jersey (2017)* New Mexico* Ohio Oklahoma South Dakota Tennessee Wyoming	Alaska	California Connecticut Colorado Minnesota Virginia (2017)	Hawaii New York Oregon Rhode Island Pennsylvania**

* Clinton States (9) | ** Trump State (1)

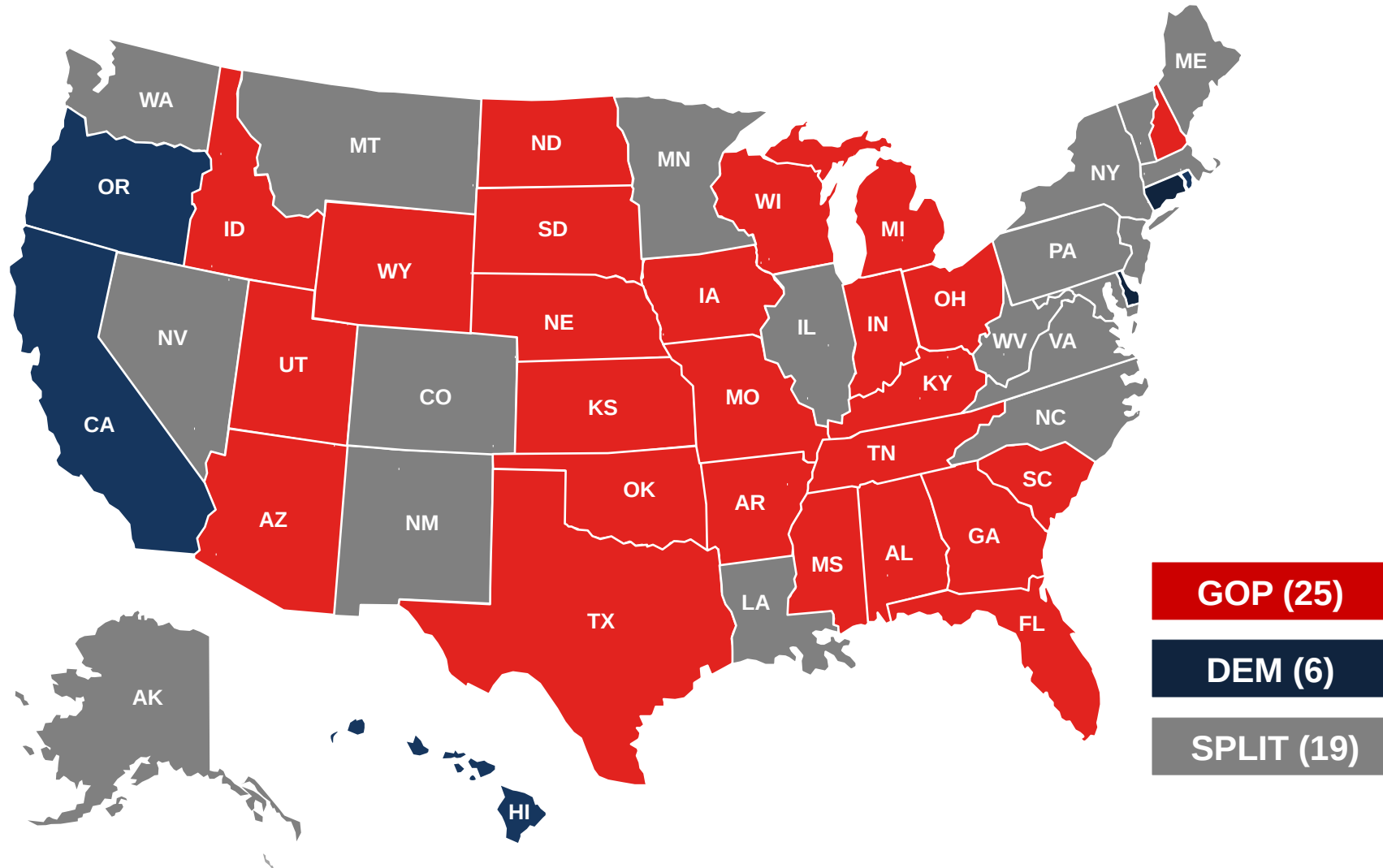
MAYOR RACES IN 2017-2018 GOV STATES

STATE	MAYORS	STATE	MAYORS
ALABAMA	Birmingham '17, Montgomery'19, Mobile '17	NEBRASKA	Omaha '17, Lincoln '19, Grand Island '18
ALASKA	Anchorage '19, Juneau '18, Fairbanks '19	NEVADA	Las Vegas '19, Henderson '17, Reno '18
ARIZONA	Phoenix '19, Tucson '19, Mesa '20	NEW HAMPSHIRE	Manchester '18, Nashua '19, Concord, '17
ARKANSAS	Little Rock '20, Fort Smith '20, Fayetteville '20	NEW JERSEY	Newark, '18, Jersey City '18, Paterson '18
CALIFORNIA	Los Angeles '17, San Diego '20, San Jose '18	NEW MEXICO	Albuquerque'17, Las Cruces '19, Rio Rancho'17
COLORADO	Denver '19, Colorado Springs '19, Aurora '19	NEW YORK	New York '17, Hempstead '17, Buffalo, '17
CONNECTICUT	Bridgeport '19, New Haven '19, Stamford '17	OHIO	Columbus '17, Cleveland '17, Cincinnati'17
FLORIDA	Jacksonville '19, Miami '17, Tampa '19	OKLAHOMA	Oklahoma City '17, Tulsa '20, Norman '19
GEORGIA	Atlanta '17, Augusta '18, Savannah '20	OREGON	Portland '20, Salem '20, Eugene '20
HAWAII	Honolulu '20	PENNSYLVANIA	Philadelphia '19, Pittsburgh '17, Allentown '17
IDAHO	Boise '19, Nampa '17, Meridian'19	RHODE ISLAND	Providence '19, Warwick '20, Cranston '18
ILLINOIS	Chicago '19, Rockford '17, Joliet '19	SOUTH CAROLINA	Columbia '17, Charleston '19, North Charleston '19
IOWA	Des Moines '19,Cedar Rapids'17,Davenport'17	SOUTH DAKOTA	Sioux Falls '18, Rapid City '18, Aberdeen '19
KANSAS	Wichita '19, Overland Park '17, Kansas City '17	TENNESSEE	Nashville '18, Memphis '19, Knoxville '19
MAINE	Portland '19, Lewiston '19, South Portland 18'	TEXAS	Houston '20, San Antonio '17, Dallas '17
MARYLAND	Baltimore '20, Frederick '17, Rockville '19	VERMONT	Burlington '19,South Burlington '19, Rutland'18
MASSACHUSETTS	Boston '17, Worcester '19, Lowell '18	VIRGINIA	Virginia Beach '20, Norfolk '20, Chesapeake'20
MICHIGAN	Detroit '17, Grand Rapids '19, Warren '17	WISCONSIN	Milwaukee '20, Madison '20, Green Bay '19
MINNESOTA	Minneapolis '17, St. Paul '17, Duluth '19	WYOMING	Cheyenne '20, Casper '18, Laramie'18

The background image shows the White House in Washington, D.C., with the Washington Monument visible in the distance. The scene is set on a clear day with a blue sky. In the foreground, there is a green lawn with a black iron fence. To the right, there is a large equestrian statue of George Washington on a pedestal. In the lower foreground, there are red and blue flowers. The text "REAPPORTIONMENT AND REDISTRICTING" is overlaid in a large, bold, dark blue font.

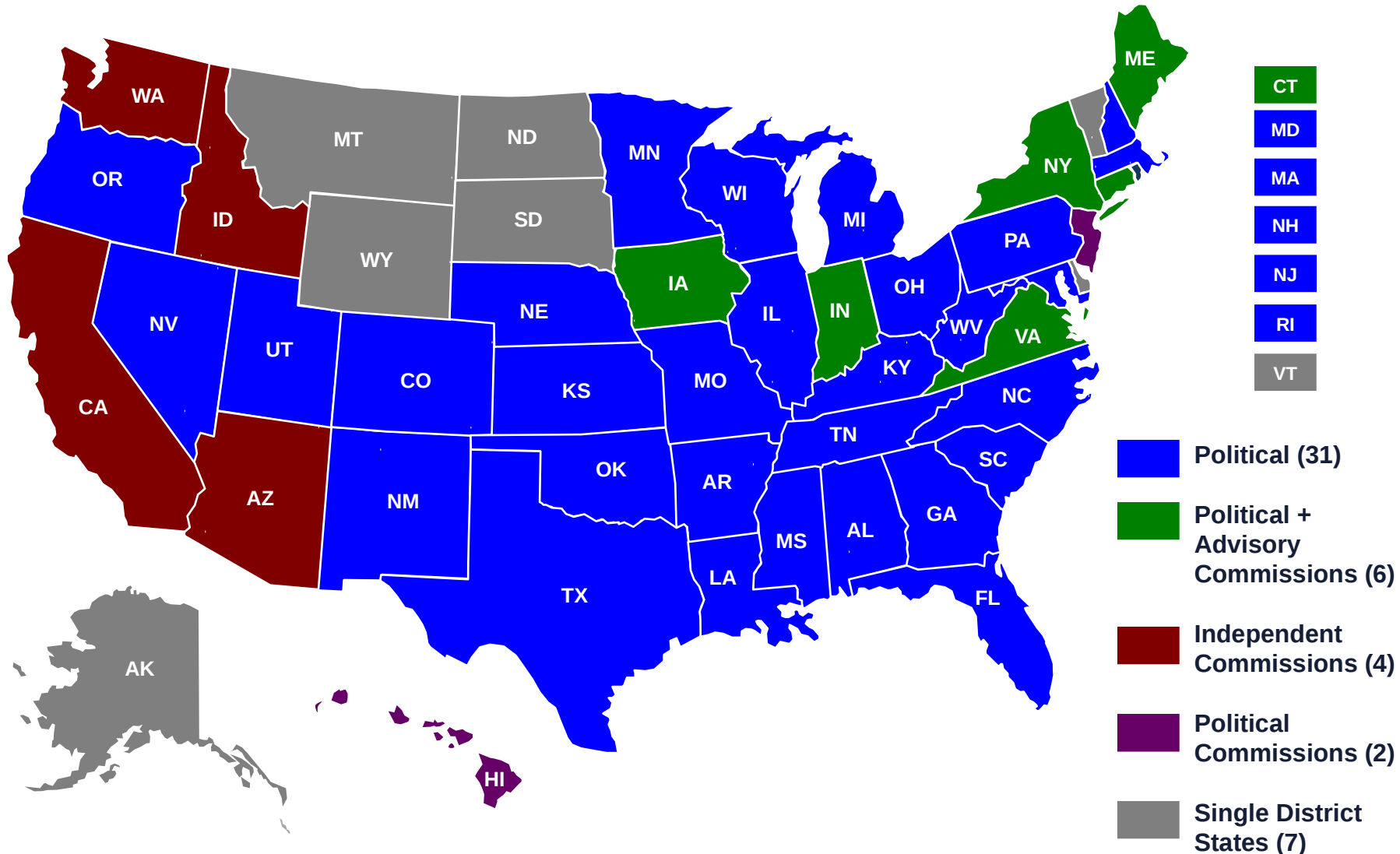
REAPPORTIONMENT AND REDISTRICTING

2017 TRIFECTA STATES: ONE PARTY CONTROLS THE GOVERNORS MANSION AND THE STATE LEGISLATURE

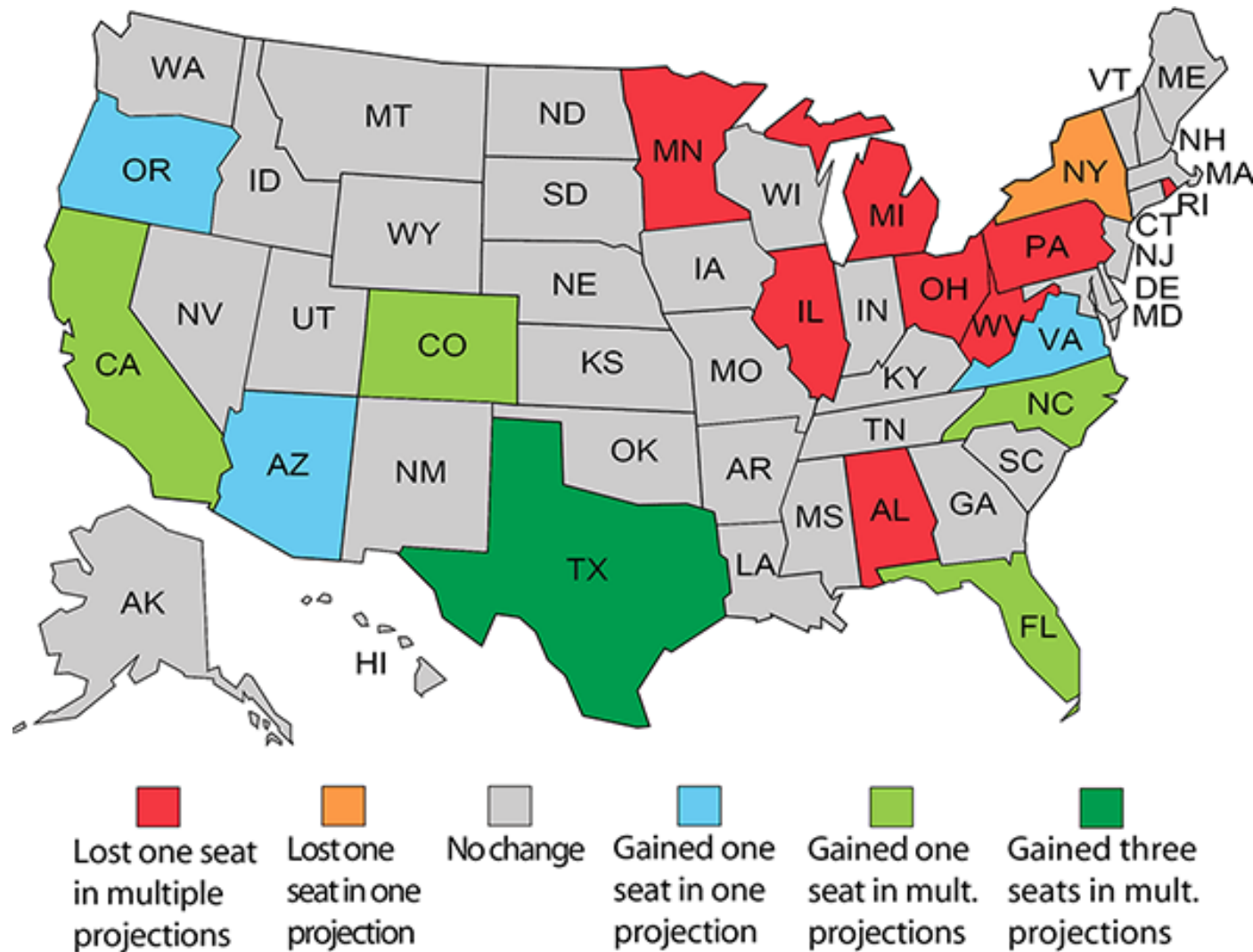


Reapportionment Process by State

In 31 states, reapportionment is dictated by the state legislature.



Potential Reapportionment Change Projections for 2020



2017 ELECTIONS

*2 Gubernatorial Races, 3 State Legislative Chambers, 5 U.S. House Special Elections,
20 Major City Mayoral Elections*

Gubernatorial

New Jersey	Primary: June 6 / General: November 7
Virginia	Primary: June 13 / General November 7

State Legislatures


New Jersey	General Assembly / State Senate
Virginia	House of Delegates

U.S. House Special Elections

GA-06	April 18 (Runoff: June 20)
MT-AL	May 25
CA-34	June 6
SC-05	June 20

Major City Mayoral Races

Albuquerque, NM	Miami, FL
Atlanta, GA	Minneapolis, MN
Birmingham, AL	New York, NY
Boston, MA	Omaha, NE
Buffalo, NY	Pittsburgh, PA
Charlotte, NC	Rockford, IL
Cincinnati, OH	San Antonio, TX
Cleveland, OH	San Bernardino, CA
Detroit, MI	Seattle, WA
Jackson, MS	St. Louis, MO

A scenic view of the White House and the Washington Monument under a clear blue sky. In the foreground, there is a green lawn with a black iron fence, a red brick path, and a flower bed with red and blue flowers. A large equestrian statue is visible on the right side of the lawn.

BIGGEST FACTOR IN DETERMINING OUTCOME OF 2017-2018 ELECTIONS

Turnout will likely determine the outcome of the 2018 elections.

