Redistricting 2010



entirely to Republican redistricting efforts, fighting for fair district lines to ensure conservative voices are well represented. And like we did before, we will again be working fulltime to ensure we are strongly represented nationwide in 2020 for the next round of redistricting.

What happens in politics at the state level has the greatest impact on people's lives. Republicans have long understood that government closest to the people makes the most important decisions about how best to educate our children, control business and property taxes, provide affordable energy, and ensure efficient, safe roads and bridges. Democrats' newfound interest in state-level politics seems to have nothing to do with helping families and everything to do with their old desires to use the federal government in Washington to direct and constrain people's lives. In the end, it's simply about having a clear vision for a new, open future and an effective strategy to share that vision with voters. The Democrats' slick DC plan to rig the game won't work. People deserve more, and the Democrats should know better.

Congressional Redistricting:
Drawing Maps for the Next Five Elections

Following the 2011 census, each state will redraw its state legislative and congressional lines according to respective state law.

Whoever controls that process controls the drawing of the maps - shaping the political landscape for the next 10 years. Governors and state legislators play a role in that process in 38 states.

To control the process, or at least have a seat at the table, winning and defending state legislative majorities must be a priority.

REPUBLICAN STATE LEADERSHIP COMMITTEE

[redacted]

[redacted]

Republican State Leadership Committee: Making a National Impact One State at a Time



REPUBLICAN SECRETARIES OF STATE COMMITTEE

An established history of success:

- Creating and defending Republican majorities in state legislative chambers.
- Electing Republicans to the statewide offices of Attorney General, Secretary of State, and Lieutenant Governor.

[redacted]

2010 Redistricting Party Control

Congressional Only

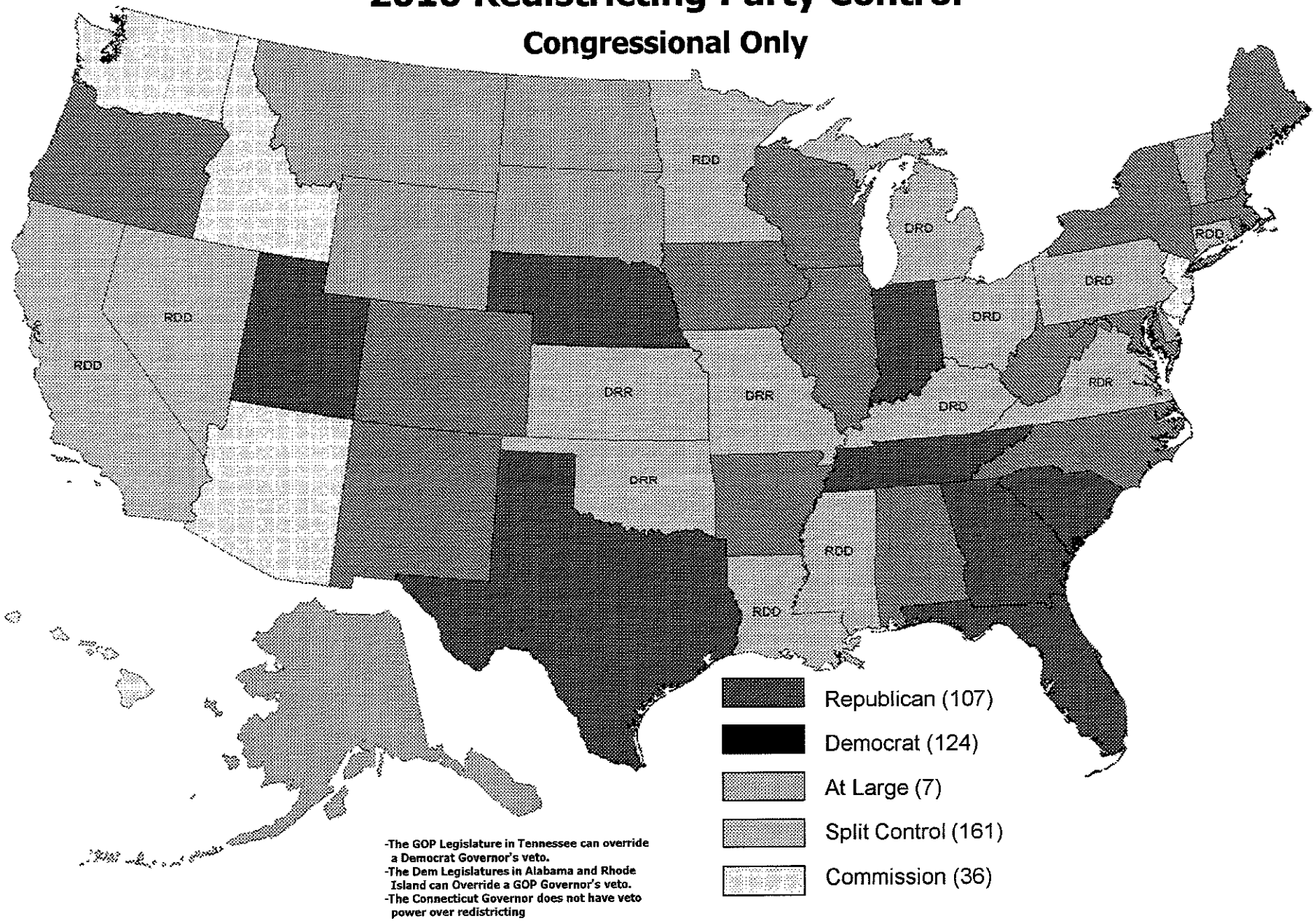

-The GOP Legislature in Tennessee can override a Democrat Governor's veto.
-The Dem Legislatures in Alabama and Rhode Island can Override a GOP Governor's veto.
-The Connecticut Governor does not have veto power over redistricting

F[redacted]

[redacted]

Projected Congressional Change:
States Gaining or Losing Seats

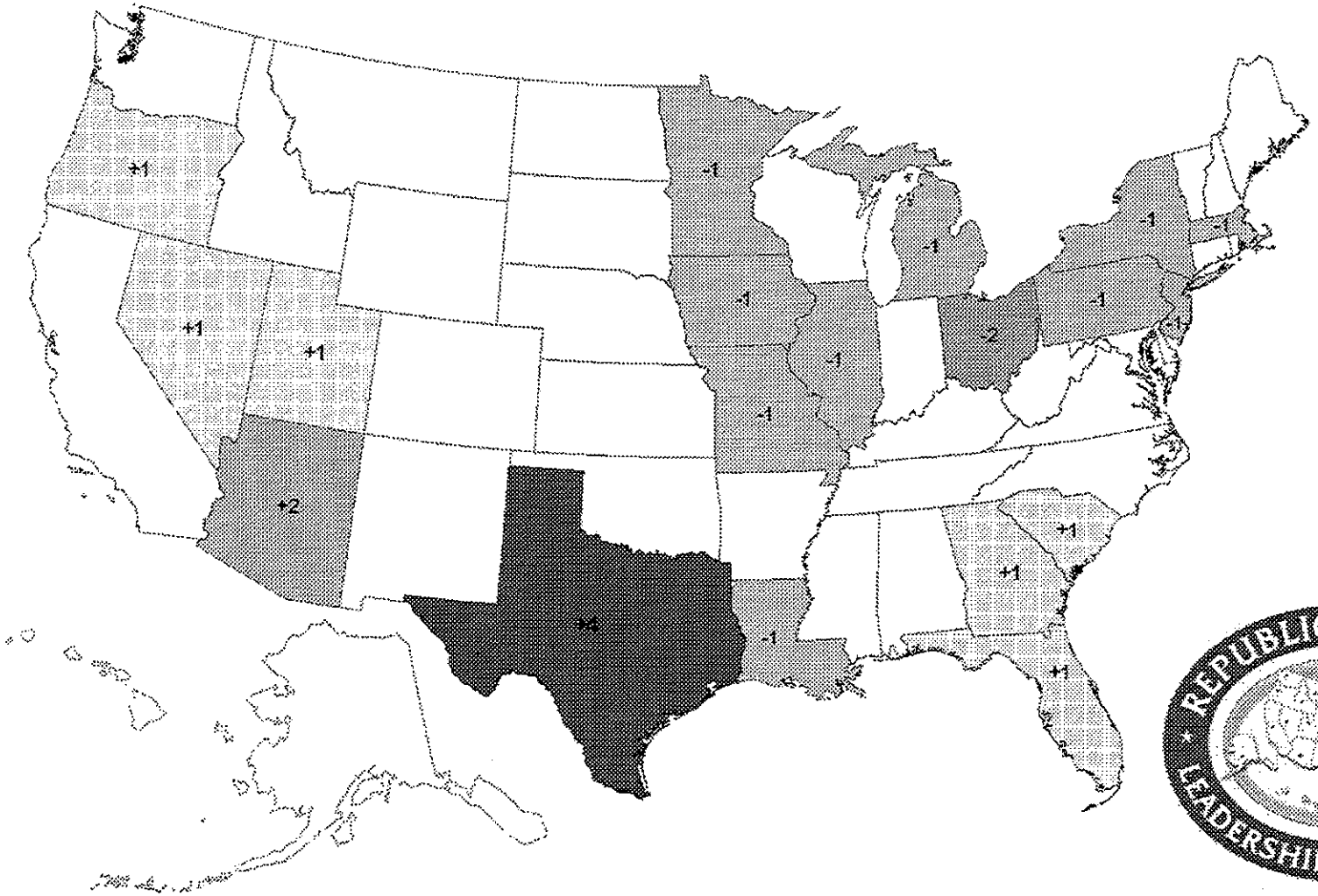

REPUBLICAN STATE LEADERSHIP COMMITTEE

[redacted]

The RSLC is Mission-Focused

"To maximize their chances, each party has a related organization — **the Republican State Leadership Committee** and the Democratic Legislative Campaign Committee — to provide advice and money to state legislative candidates. The Democratic group plans to spend $20 million or more, and the GOP group plans on spending as much as $22 million on such 2010 races. **'If we don't win these state elections and have majorities, then the whole rest of this is irrelevant,' Carrie Cantrell, a spokeswoman for the Republican State Leadership group, said of redistricting."**

- Congressional Quarterly, December 1, 2009

Maps Matter:
The First Tool in Winning Elections

Indiana Example: Democrats controlled the mapmaking in Indiana in the last redistricting cycle.

In 2002, Republican candidates for the Indiana State House received 56% of the vote across the state. Despite the overwhelming vote for Republicans, they remained in the minority in the chamber 49-51.

Since the last redistricting, Republican candidates in the last four elections for the Indiana State House have received an average of almost 53% of the vote across the state but are in the minority today 48-52.

The legislative map made the difference.

Republican State Leadership Committee: Unmatched Record of State Legislative Success

2007 – 2008:

- New Republican Majorities:
  - ✓ Oklahoma Senate
  - ✓ Montana Senate
  - ✓ Tennessee House
  - ✓ Tennessee Senate
- Strengthened Republican Majority in 9 Chambers

2009:

- Republican Legislative Gains in New Jersey and Virginia
  - ✓ Picked up six seats in the Virginia House of Delegates, defeating eight Democrat incumbents
  - ✓ Picked up one seat in the New Jersey Assembly
- Since Election Day 2008, Republicans have won 35 state legislative special elections netting eleven seats:
  - ✓ Alabama(2), Delaware, Kentucky, Maine, Michigan New Hampshire(2), Oklahoma, South Carolina, and Washington

Republican State Leadership Committee: Unmatched Record of State Legislative Success

2003- 2004:

- New Republican majorities:
  - ✓ Georgia House
  - ✓ Indiana House
  - ✓ Oklahoma House
  - ✓ Tennessee Senate
- Strengthened Republican numbers in 26 chambers

2005 - 2006:

- New Republican majorities:
  - ✓ Montana House
  - ✓ Tied the Montana Senate
- Strengthened Republican numbers in 10 chambers

Republican State Leadership Committee

Paid for by
Republican State Leadership Committee
1800 Diagonal Road, Suite 230
Alexandria, Virginia 22314

www.rslc.com
www.statenewsshot.com
www.twitter.com/rslc

Contributions to the RSLC are not used for federal election activity or to influence a federal election.

Contributions or gifts to the Republican State Leadership Committee and its affiliated state PACs are not tax deductible. Contributions may be used for activities of the RSLC and its affiliated state PACs at the RSLC's sole discretion. The RSLC does not accept earmarked contributions. Contributions from foreign nationals are not solicited or permitted.

Why should you give to the RSLC for Redistricting?

✓ 100% of money raised under the RSLC's 2010 Redistricting Program will be spent on redistricting efforts.

✓ The RSLC is the only national 527 with the infrastructure and history of operating in all target redistricting states.

✓ The RSLC has an unparalleled history of success at winning and maintaining state legislative majorities.

✓ The RSLC has raised an average of more than $20 million per two-year cycle from more than 80,000 members.

REPUBLICAN STATE LEADERSHIP COMMITTEE

Appendix

[redacted]

As of 12/8/09

2010 Redistricting: Legislature Targets

38 chambers in 19 states will control the drawing of 253 congressional seats.

State	Chamber	R	D	O	Need	D Target	Credible Candidate	R Target	Credible Candidate	Avg Cost	$ Type
NY	Assembly	41	109		35	5	1	4	3	$120,000	Corporate
NY	Senate	30	32		2	4	1	0	0	$430,000	Individual
NC	House	52	68		9	15	5	6	5	$95,000	Individual
NC	Senate	20	30		6	10	7	0	0	$234,000	Individual
OH	House	46	53		4	12	12	4	4	$190,000	Individual
OH	Senate	21	12		-5	tbd	tbd	tbd	tbd	$554,000	Individual
OK	House	62	39		-12	5	2	4	1	$73,000	Individual
OK	Senate	26	22		-2	7	1	6	5	$197,000	Individual
OR	House	24	36		7	9	6	4	3	$156,000	Corporate
OR	Senate	12	18		4	5	tbd	0	0	$250,000	Corporate
PA	House	99	104		3	12	3	0	0	$167,000	Individual
PA	Senate	30	20		-6	4	4	4	4	$367,000	Individual
TN	House	51	48		-2	10	4	14	12	$55,000	Individual
TN	Senate	19	14		-3	3	2	4	3	$166,000	Individual
TX	House	77	73		-3	15	9	5	5	$283,000	Individual
TX	Senate	19	12		-4	1	tbd	0	0	$912,000	Individual
WI	Assembly	46	52	1	4	10	8	1	0	$41,000	Individual
WI	Senate	15	18		2	5	5	3	3	$140,000	Individual

F [redacted]

[redacted]

Appendix

As of 12/8/09

2010 Redistricting: Legislature Targets

38 chambers in 19 states will control the drawing of 253 congressional seats.

State	Chamber	R	D	O	Need	D Target	Credible Candidate	R Target	Credible Candidate	Avg Cost	$ Type
AL	House	43	62		10	14	12	0	0	$120,000	Individual
AL	Senate	14	21		4	7	6	3	2	$467,000	Individual
CA	Assembly	29	50	1	12	2	tbd	5	tbd	$782,000	Corporate
CA	Senate	15	25		6	1	tbd	3	tbd	$938,000	Corporate
CO	House	27	38		6	8	6	5	5	$58,000	Individual
CO	Senate	14	21		4	5	4	3	3	$96,000	Individual
IN	House	48	52		3	7	5	3	3	$111,000	Individual
IN	Senate	33	17		-8	6	3	7	7	$94,000	Individual
IA	House	44	56		6	12	6	11	10	$76,000	Individual
IA	Senate	18	32		7	10	5	0	0	$146,000	Individual
KY	House	36	64		15	tbd	tbd	tbd	tbd	$39,000	Individual
KY	Senate	20	17	1	-2	4	1	6	5	$106,000	Individual
MI	House	43	67		13	6	4	4	3	$88,000	Individual
MI	Senate	22	16		-4	3	1	10	8	$227,000	Individual
MN	House	47	87		20	21	13	0	0	$34,000	Individual
MN	Senate	21	46		13	7	1	0	0	$52,000	Individual
NH	House	177	223		24	tbd	tbd	tbd	tbd	$772	Corporate
NH	Senate	10	14		3	4	1	0	0	$72,500	Corporate
NV	Assembly	14	28		8	9	2	2	2	$149,000	Corporate
NV	Senate	9	12		2	4	0	6	3	$280,000	Corporate

[redacted]