



EXPANDING K-8

—
Montalvin, Peres, Verde





Expanding K-8 History

On October 4, 2017, the West Contra Costa Unified School District Board of Education began the discussion to expand its K-8 offerings aimed at increasing academic outcomes for students; improving safety, climate, and positive school culture for students; and provide new school options and opportunities for families and allow more continuity in their educational experience. This expansion is intended to support the goal of 80% college ready; 80% invested employees; 80% community/stakeholders involved.



Expanding K-8

Criteria



Facilities

- Current capacity and ability to expand



Staff Retention & Leadership

- Stability and tenure of the staff and leadership



Academic Outcomes

- Showing progressive growth in English and Math



Family & Staff Buy In

- Family survey results from the school communities about the possible change to a K-8 model



Culture & Climate

- Student, family, and staff satisfaction based on the California Healthy Kids Survey



Enrollment

- Enrollment projections and patterns for the proposed candidates and the effect on their feeder middle school

Expanding K-8

Criteria

	Facilities	Academic Outcomes	Culture & Climate	Staff Retention	Leadership & Stability	Family Buy In	Staff Buy In	Enrollment Impact
Montalvin	✓	✓	✓	✓	✓	✓	✓	✓
Peres	✓	✓	✓	✓	✓	✓	✓	✓
Verde	✓	✓	✓	✓	✓	✓	✓	✓



Expanding K-8

School Profiles





Montalvin

Expanding K-8

Montalvin Criteria



Facilities

- Can accommodate 7th grade students in 2018/19
- Add up to 3 classrooms in 2019/20 (\$450,000)



Academic Outcomes (6th grade)

- 48% met or exceeded ELA standard
- 28% met or exceeded math standard



Culture & Climate

- 80% percent of families either strongly or agreed with the various culture and climate issues



Staff Retention & Leadership

- Principal Katherine Acosta-Verprauskus in 5th year



Family & Staff Buy In

- 34 6th grade families
- 28 interested in staying if Montalvin adds 7th grade
- Staff positive about the expansion
- Need to hire a multiple subject credentialed teacher



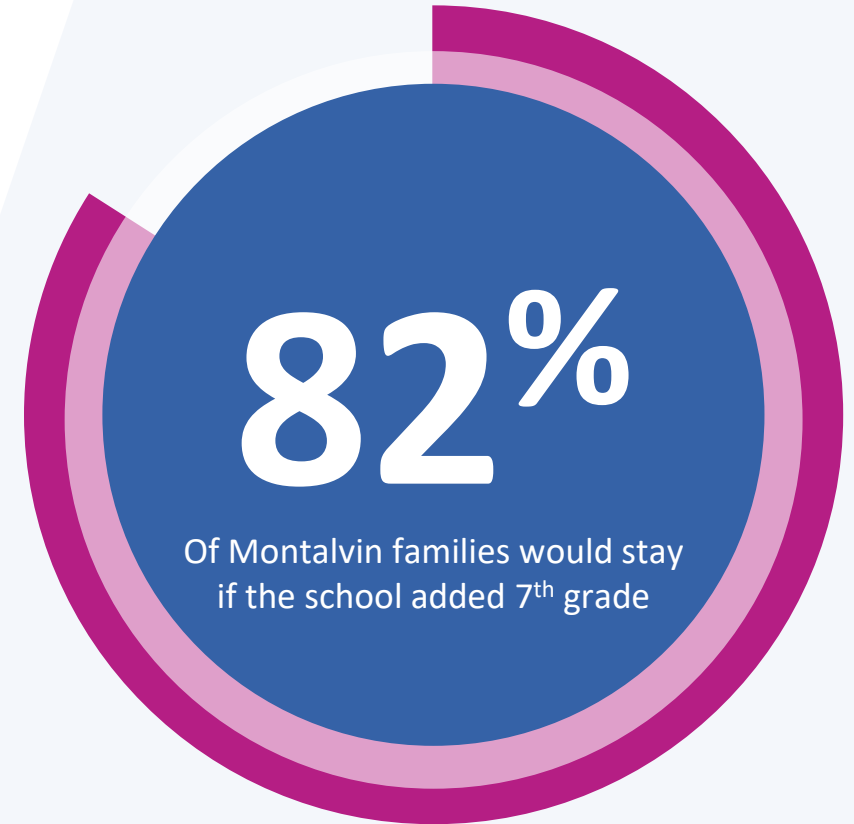
Enrollment

- 36% of 6th graders leave after promotion
- Pinole Middle attendance area
- Pinole Middle enrollment would decline by 28 students (1st year)

Montalvin

Family Survey

The Montalvin community surveyed its 34 6th grade families and asked if those families would like to continue at Montalvin for the 2018-19 school year as 7th graders. Of the 34 families, 82% or 28 said they would like to stay.





Peres



Expanding K-8

Peres Criteria



Facilities

- Can accommodate 7th grade students in 2018/19
- Add additional classroom in 2019/20 (\$150,000)



Academic Outcomes (6th grade)

- 40% of students met or exceeded standard in English
- 15% met or exceeded standard in math



Culture & Climate

- 90% percent of families either strongly or agreed with the various culture and climate issues



Staff Retention & Leadership

- Principal Jawan Eldridge in 6th year



Family & Staff Buy In

- 60 6th grade families
- 44 interested in staying if Peres adds 7th grade
- Staff positive about the expansion
- Need to hire a multiple subject credentialed teacher



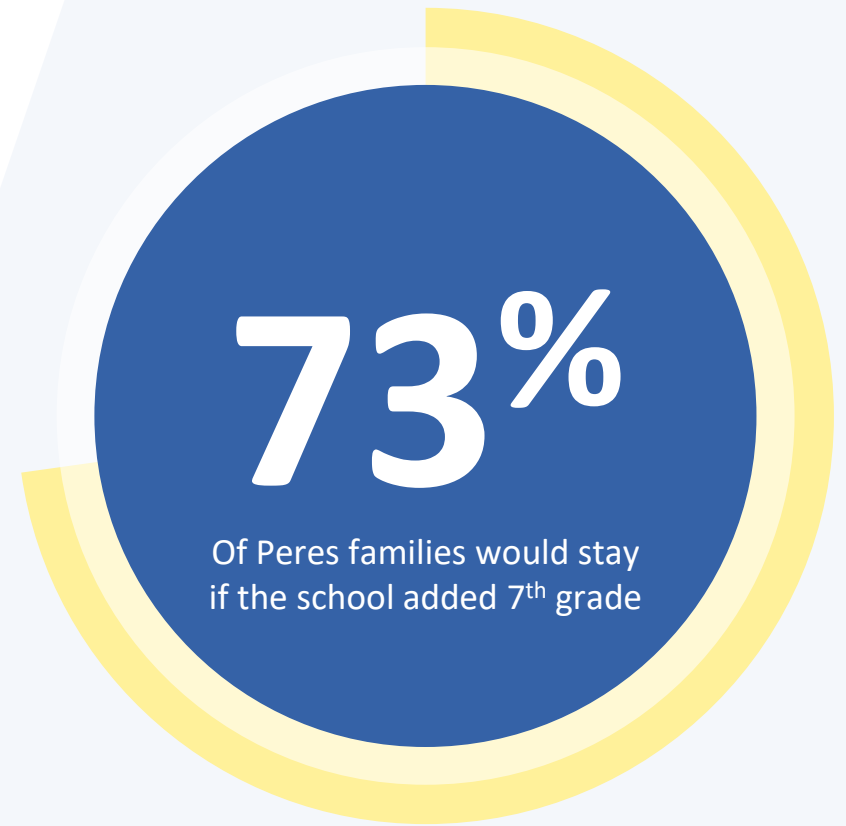
Enrollment

- 18% of 6th graders leave after promotion
- Helms attendance area
- Helms enrollment would decline by 44 students (1st year)

Peres

Family Survey

The Peres community surveyed its 60 6th grade families and asked if those families would like to continue at Peres for the 2018-19 school year as 7th graders. Of the 60 families, 73% or 44 said they would like to stay.





Verde



Expanding K-8

Verde Criteria



Facilities

- No additional classrooms needed to add 7th and 8th grade students



Academic Outcomes (6th grade)

- 12% met or exceeded ELA standard
- 10% met or exceeded standard in math



Culture & Climate

- 80% percent of families either strongly or agreed with the various culture and climate issues



Staff Retention & Leadership

- Principal Eric Acosta-Verprauskus in 4th year



Family & Staff Buy In

- 33 6th grade families
- 27 interested in staying if Verde added 7th grade
- Staff positive about the expansion
- Need to hire a multiple subject credentialed teacher



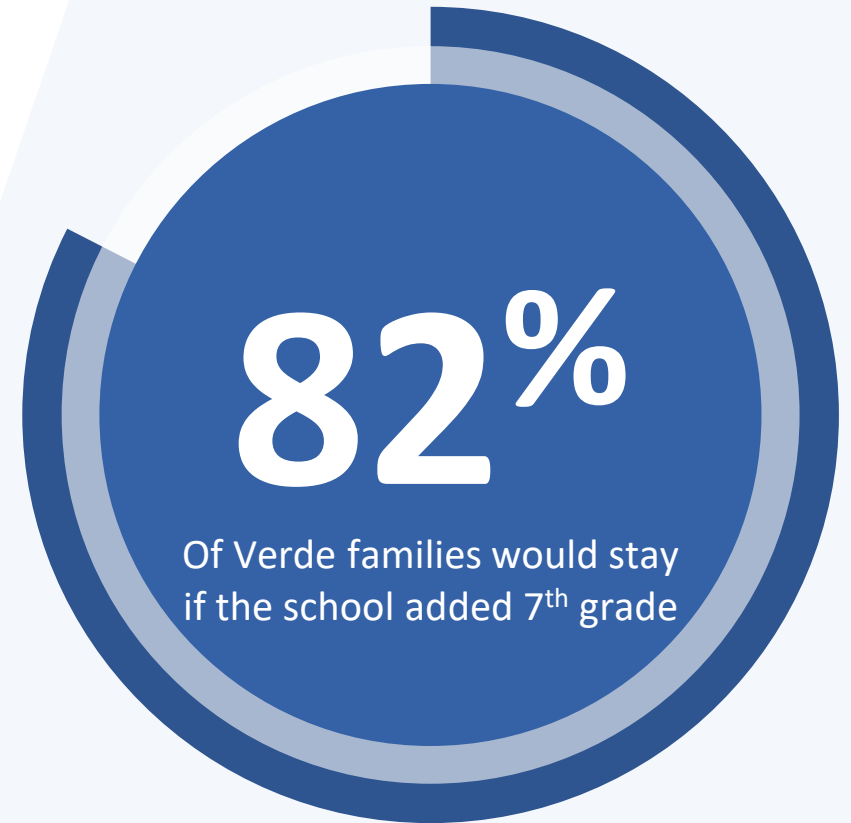
Enrollment

- 16% of 6th graders leave after promotion
- Helms attendance area
- Helms enrollment would decline by 27 students (1st year)

Verde

Families Survey

The Verde community surveyed its 33 6th grade families and asked if those families would like to continue at Verde for the 2018-19 school year as 7th graders. Of the 33 families, 82% or 27 said they would like to stay.





Expanding K-8

K-8 Data



Expanding K-8



SBAC Outcomes

Expanding K-8

Montalvin 6th Grade SBAC Outcomes

- 48% of 6th graders met or exceeded standard in ELA
- 28% of 6th graders met or exceeded standard in Math

48%

Montalvin 6th grade
ELA outcome

28%

Montalvin 6th grade
Math outcome

“The best in...
★ ★ ★ ★
Our Core Values
y - Curiosity - Grit - Compassion - Courage



Expanding K-8

Peres 6th Grade SBAC Outcomes

- 40% of 6th graders met or exceeded standard in ELA
- 15% of 6th graders met or exceeded standard in Math

40%

Peres 6th grade
ELA outcome

15%

Peres 6th grade
Math outcome

Expanding K-8

Verde 6th Grade SBAC Outcomes

- 12% of 6th graders met or exceeded standard in ELA
- 10% of 6th graders met or exceeded standard in Math

12%

Verde 6th grade
ELA outcome

10%

Verde 6th grade
Math outcome

Expanding K-8



Current K-8 School

(Mira Vista, Stewart)



Expanding K-8

Current K-8 ELA outcomes

- Mira Vista: 49% of 7th graders meet or exceed standard
- Stewart: 46% of 7th graders meet or exceed standard
- Mira Vista: 59% of 8th graders meet or exceed standard
- Stewart: 42% of 8th graders meet or exceed standard

59%

Mira Vista
8th grade outcomes

46%

Stewart
7th grade outcomes



Expanding K-8

Current K-8 Math outcomes

- Mira Vista: 27% of 7th graders meet or exceed standard
- Stewart: 31% of 7th graders meet or exceed standard
- Mira Vista: 38% of 8th graders meet or exceed standard
- Stewart: 19% of 8th graders meet or exceed standard

38%

Mira Vista
8th grade outcome

19%

Stewart
8th grade
outcome

Expanding K-8



Middle School Outcomes

Expanding K-8

Current Middle School ELA outcomes

- Middle School: 31% of 7th graders meet or exceed standard
- Middle School: 33% of 8th graders meet or exceed standard

31%

Middle School 7th grade
ELA outcome

33%

Middle School
8th grade
ELA outcome



Expanding K-8

Current Middle School Math outcomes

- Middle School: 20% of 7th graders meet or exceed standard
- Middle School: 20% of 8th graders meet or exceed standard

20%

Middle School
7th grade outcome

20%

Middle School
8th grade outcome

Expanding K-8



School Survey Data



Montalvin

Climate and Culture Parent Survey

Question	Strongly Agree	Agree	Disagree	Strongly Disagree	N/A
School Promotes Academic Success for All Students	55	44	0	0	1
Learning Environment is Inviting	58	38	1	1	1
School Has High Expectations for All Students	60	36	1	1	1
School is a Safe Place For Students	61	35	1	0	3
School Treats All Students with Respect	58	41	0	0	1
School Allows Input & Welcomes Parent Contribution	65	29	0	1	4
Teachers Communicate on What is Expected in Class	67	27	4	0	3

Peres

Climate and Culture Parent Survey

Question	Strongly Agree	Agree	Disagree	Strongly Disagree	N/A
School Promotes Academic Success for All Students	57	39	1	0	3
Learning Environment is Inviting	55	44	1	0	0
School Has High Expectations for All Students	54	41	1	0	4
School is a Safe Place For Students	49	45	4	0	1
School Treats All Students with Respect	59	39	0	0	1
School Allows Input & Welcomes Parent Contribution	55	43	0	0	1
Teachers Communicate on What is Expected in Class	61	32	7	0	1

Verde

Climate and Culture Parent Survey

Question	Strongly Agree	Agree	Disagree	Strongly Disagree	N/A
School Promotes Academic Success for All Students	49	46	1	0	4
Learning Environment is Inviting	49	42	5	1	1
School Has High Expectations for All Students	47	43	4	1	4
School is a Safe Place For Students	46	44	4	6	0
School Treats All Students with Respect	51	44	3	1	0
School Allows Input & Welcomes Parent Contribution	53	44	0	1	1
Teachers Communicate on What is Expected in Class	55	38	3	3	1

Montalvin

Staff Survey

Question	Strongly Agree	Agree	Disagree	Strongly Disagree	N/A
I believe we have a collaborative culture at my school	71	29	0	0	0
We're excited about what we're working on together	43	43	0	0	14
We focus our collaboration time on using data to inform our practice and help us improve	64	36	0	0	0
We almost always use collaboration time to do work that has real potential to impact students	36	29	7	0	29
Communication between my principal and me is adequate	21	79	0	0	0
Teachers participate in the development & implementation of the school plan	29	71	0	0	0
I am proud to work at my school	69	31	0	0	0

Peres

Staff Survey

Question	Strongly Agree	Agree	Disagree	Strongly Disagree	N/A
I believe we have a collaborative culture at my school	60	20	20	0	0
We're excited about what we're working on together	40	40	20	0	0
We focus our collaboration time on using data to inform our practice and help us improve	40	60	0	0	0
We almost always use collaboration time to do work that has real potential to impact students	40	40	0	0	20
Communication between my principal and me is adequate	29	14	0	0	57
Teachers participate in the development & implementation of the school plan	25	75	0	0	0
I am proud to work at my school	71	29	0	0	0

Verde

Staff Survey

Question	Strongly Agree	Agree	Disagree	Strongly Disagree	N/A
I believe we have a collaborative culture at my school	33	67	0	0	0
We're excited about what we're working on together	33	33	0	0	33
We focus our collaboration time on using data to inform our practice and help us improve	33	67	0	0	0
We almost always use collaboration time to do work that has real potential to impact students	33	33	33	0	0
Communication between my principal and me is adequate	40	40	0	0	20
Teachers participate in the development & implementation of the school plan	100	0	0	0	0
I am proud to work at my school	60	20	0	0	20



Summary

Expanding K-8



K-8 Facilities Needs. Classroom space over two years in amount of \$600K (estimated) to be funded by RDA funds.

Impacts on the surrounding middle schools. Reduces enrollment at Helms by approximately 30-60. Minor impact to Pinole Middle since 36% of students from Montalvin attend elsewhere