



FOSTERING YOUTH TRANSITIONS

USING DATA TO DRIVE POLICY AND PRACTICE DECISIONS





ACKNOWLEDGMENTS

The Annie E. Casey Foundation thanks the staff of Child Trends — a nonprofit research organization focused on improving the lives and prospects of children, youth and their families — for its analysis and writing support.

ABOUT THE ANNIE E. CASEY FOUNDATION

The Annie E. Casey Foundation is a private philanthropy that creates a brighter future for the nation's children by developing solutions to strengthen families, build paths to economic opportunity and transform struggling communities into safer and healthier places to live, work and grow. For more information, visit the Foundation's website at www.aecf.org.

ABOUT THE JIM CASEY YOUTH OPPORTUNITIES INITIATIVE

A unit of the Casey Foundation, the Jim Casey Youth Opportunities Initiative® works to improve outcomes for all young people in the United States ages 14 to 26 who have spent at least one day in foster care after their 14th birthday — a population of nearly 1 million. Working with 17 sites across the country, the Jim Casey Initiative influences policy and practices to improve outcomes for teenagers and young adults who have experienced foster care as they transition to adulthood.

INTRODUCTION

All young people need healthy and permanent relationships with caring adults, reliable resources and accessible opportunities that will ensure their well-being and success.

Young people transitioning from foster care to adulthood need those essentials just as much as anyone else to navigate the twists and turns along the path to adulthood. But their course is often filled with even more obstacles and detours than the typical young person faces — and new data confirm that unless policymakers, child welfare agencies and advocates work to provide essential resources, adulthood will be tough for these young people.

In this first-of-its-kind report, the Annie E. Casey Foundation draws on a new source of national and state-level data to illustrate the experience of transitioning from foster care to adulthood. It is well established that for youth and young adults in foster care, solid connections to nurturing adults and stable communities often are disrupted by multiple home and school moves, academic challenges and a lack of permanent connections to family — only to face disproportionate levels of unemployment and homelessness as adults. What's more, young people of color are far more likely to face barriers to success and well-being.

It's critical that all stakeholders understand the experiences of young people transitioning from foster care in America if outcomes are to improve. The stories behind these data further emphasize the need for policymaker engagement and guide steps to be taken to improve the well-being of young people in foster care. In its 17 years of working with child welfare leaders, policymakers and young people across the country, the Foundation's Jim Casey Youth Opportunities Initiative® has uncovered persistently stark data, including these new findings:

- Half of older teens who left foster care aged out versus being reunited or connected with a family.
- A third have been removed from their home and placed in foster care multiple times.
- Half have experienced three or more foster care placements.

Using the *Fostering Youth Transitions* state profiles

Each profile highlights a state's key demographic data about young people in foster care that can be used to help pinpoint disparities across racial and ethnic lines. The profiles also show whether and how young people are accessing available resources, which can help leaders determine whether changes need to be made to ensure greater awareness of and accessibility to resources such as extended foster care.

Readers should digest the data and ask how young people in foster care in their state are faring — and what more can be done to help ensure lifelong well-being and success.

RELATIONSHIPS: How well is your state doing at ensuring young people have been connected to permanent families before they leave foster care? Can more be done to ensure connections for them to mentors and other supportive, caring adults?

RESOURCES: How well is your state doing at ensuring young people are aware of available resources and services that provide a safety net and can help them achieve economic well-being?

OPPORTUNITIES: How well is your state doing at ensuring young people are being given education, employment and other chances to learn and grow during what is a key developmental phase in their lives?

- A third experienced a group home or institutional placement during their most recent stay in foster care.
- Less than a quarter of young people who received a federally funded transition service received services for employment, education or housing. (All states receive federal funds to help young people transition from foster care to adulthood.)

These data illustrate the separation from family and instability these young people face in foster care. These experiences are tied to the negative outcomes they often face later upon transitioning to adulthood. The data clearly show how these young people are falling behind their peers. How we support the lives of young people in and transitioning from foster care has lifelong consequences, as well as national implications.

The question before child welfare leaders, state and federal policymakers and others in our communities is clear: What more must be done to ensure that all young people in foster care — regardless of where they live, their race or ethnicity — have the relationships, resources and opportunities to thrive as they transition to adulthood?

Fostering Youth Transitions is a state-by-state data compilation designed to show state policymakers and other key stakeholders how young people are faring as they move from foster care to adulthood. The report shows the clear need for better policies and practices to give young people in foster care the opportunity to have brighter futures.

Surveys and administrative data show that young people with foster care experience are falling behind their peers who have not experienced foster care. This is particularly the case for youth of color, who are overrepresented in foster care. In fact, in about half of states, black youth ages 14-21 are more than three times more likely to be in foster care than young white people. These realities emphasize the importance of ensuring that all young people have chances for permanent family connections, postsecondary education, stable employment, secure housing and support for those who become parents. The data raise three areas of particular concern about the relationships, resources and opportunities youth in foster care need to become successful adults:

- **Relationships:** In 2016, half of teens aged 16 and older who exited foster care were emancipated, which means they left care without being successfully reunified with their family or connected to another family through adoption or legal guardianship. The rate of young people emancipating from care was 10 percent higher for black youths and 11 percent higher for Hispanic youths than the rate of their white peers. Experiencing stable living arrangements while in foster care increases the likelihood that young people will exit foster care to family. Yet half of them will experience three or more placements, which compromises their ability to form trusting and lasting relationships.
- **Resources:** Young people who do not have family to rely upon need additional support as they enter adulthood. Remaining in foster care until age 21 provides greater access to resources, which helps avoid the typically adverse experienced by young people who age out at 18. Only about one-quarter of 18-year-olds remain in foster care until their 19th birthdays. This is partly the result of states maintaining policies that do not allow or encourage young people to extend their time in foster care. An even greater percentage (30 percent) of 19- and 21-year-olds who had been in foster care reported experiencing homelessness, which emphasizes the need to provide housing-related services within foster care and across systems.

- **Opportunities:** Ensuring young people are connected to school and work is critical to their lifelong success. By age 21, young people who experienced foster care reported significantly lower rates of high school completion and employment than all young people in the general population. Black youth experience some of the most significant disconnection. For instance, in over a third of states, less than half of young African Americans have earned their high school diploma or GED by age 21, and nationally less than half are employed by age 21.

But data are only part of the picture. Policymakers, child welfare leaders, advocates and others need to use these and other data to raise critical questions and explore solutions. The Casey Foundation calls on these leaders to engage in this process with young people who are in or have experienced foster care. Young people can provide the greatest insight into what they have experienced while in foster care and how that has or hasn't contributed to their transition from foster care and success as young adults. They should be asked about agency efforts to promote permanent family connections, education, employment, life skills and parenting support.

While the data are essential to systems being able to evaluate their efforts, many states are missing opportunities to collect data on transition services and outcomes. As a result, some state reporting is incomplete. This underreporting inhibits the ability for policymakers and systems leaders to have a complete picture of how states are serving young people.

Despite these limitations, *Fostering Youth Transitions* highlights the most comprehensive data ever collected across states to assess how young people are faring as they transitioned from foster care to adulthood. These data are critical for helping determine if policies and interventions were responsive to their needs and if new approaches should be considered.

Conclusion

Over 171,000 youth in our country who have been removed from their families are now in foster care. Far too many of them are neither reunited with their families nor connected with another permanent family. This occurs despite the fact that as a nation we know every kid needs a family.

Policymakers must grapple with the number of young people exiting foster care each year without family, as well the poor access to resources and opportunities they experience that make successful transitions to adulthood less likely. Once areas of needed reform are identified, all involved must hold themselves accountable to working with young people to take action.

FOSTERING YOUTH TRANSITIONS

USING DATA TO DRIVE POLICY AND PRACTICE DECISIONS

SOURCE NOTES

This document provides a detailed description of the datasets and measures used for the data analysis in the *Fostering Youth Transitions* national brief and state data documents. Three primary datasets contain information on young people (14+) with foster care experience in the United States.

The datasets used are the Adoption and Foster Care Analysis and Reporting System (AFCARS) Foster Care File, the National Youth in Transition Database (NYTD) Outcomes File and the National Youth in Transition Database (NYTD) Services File. In this document you will find a description of each dataset (what information it contains, how often it is updated and the data source — e.g., administrative, self-report), the population from the dataset included in the current analysis and a detailed description of the measures from the dataset. The description of the measure will provide an overview of variable(s) used to create the measure and how the findings should be interpreted.

AFCARS

DATASET DESCRIPTION

AFCARS is a federally mandated data collection system that provides information on all children in foster care throughout the fiscal year (FY). The datasets, released annually, contain administrative data on each child's demographics, information about their most recent removal and details on their foster parents. This analysis uses the FY 2016 foster care file.

POPULATION FOR ANALYSIS

This analysis restricted the dataset to those between the ages of 14 and 21 at the end of FY 2016. The maximum age limit is set at 21 — the maximum age of eligibility for foster care services in most states. If a young person is missing data for a specific measure, he or she is not included in that measure.

MEASURES

Demographics of transition-aged young people in foster care

- **Race/ethnicity.** A count of young people between the ages of 14 and 21 in each racial/ethnic group who were in foster care at some point in FY 2016. For each state, the three largest racial/ethnic categories in foster care during FY 2016 are reported. The group with more than one race on some factsheets is young people with many different racial compositions. Young people who are more than one race and of Hispanic ethnicity are included in the Hispanic group.
- **Sex.** The sex of the child as reported by the state.
- **Age.** The age of each young person at the end of FY 2016.

Experiences of transition-aged young people while in foster care

- **Number of placements.** This measure provides the number of placements in the current foster care episode. An episode is a single instance of entering foster care. Within a single episode, one could experience multiple placements. Trial home visits are not considered a placement setting, so some young people (<1 percent) were listed as having zero placements. These young people are not included in this measure.
- **Total number of removals.** The total number of times the young person was removed from the home, including the current removal. The sample showed that 90 percent experience one or two removals. Due to data available at the state level, all young people with two or more removals were reported in the same category.
- **Exit reason (16+).** This only includes those young people who exited care during FY 2016. The age range was limited to 16 and older to avoid skewing the data with younger children who are unable to exit care due to emancipation or aging out.
 - *Permanency* includes the following discharge reasons: reunified with parent(s), living with a relative, adoption and guardianship.
 - *Emancipation* only includes those with a discharge reason of emancipation.
 - *Other* includes young people with a discharge reason of death, runaway or transfer to another agency.
- **Most recent placement setting.** Represents the most recent placement setting for each young person. Young people whose most recent placement setting is missing (<1 percent of the sample) are excluded from the analysis.
 - *Home placement* includes pre-adoptive homes, relative foster homes and nonrelative foster homes.
 - *Group placement* includes institutions and group homes.
- **Median length of stay, by exit reason (16+).** Represents the median length of stay in months of young people who have left care, by exit reason. To maintain consistency with the exit reason measure, we limited these data to those ages 16 and older at the end of the fiscal year.

Extended care utilization

- **In care on 18th birthday.** Day of birth is set to the 15th of the month for all young people in the dataset for confidentiality purposes. As a result, young people are considered to be in care on their 18th birthday if they are still in care at any point during the month of their 18th birthday. This cohort is created using the AFCARS Foster Care file from FY 2015 so foster care status at age 19 could be examined using the FY 2016 data file.
- **Still in care on 19th birthday.** Young people are considered to be in care on their 19th birthday if they 1) are included in the FY 2016 data file, meaning they spent time in care during that fiscal year, and 2) if their discharge date is either missing, meaning they have not left care or if it is the month following their 19th birthday. Differences in data reporting practices at the state level likely result in a conservative national estimate for extended care utilization and unreliable numbers at the state level. Some states choose to create a new case in AFCARS when the young person reaches the age of majority, making it difficult to track individuals over time. Other states choose not to include young people who remain in care over the age of 18 in their AFCARS reporting file.

NYTD Services

DATASET DESCRIPTION

States report semiannually on all young people receiving any federally funded, Chafee Independent Living Service (ILS). This administrative dataset is released annually. This analysis uses the NYTD Services file for FY 2015. Because this dataset only includes information on Chafee-funded services, it will not capture any ILS funded through other sources.

POPULATION FOR ANALYSIS

This analysis restricted the dataset to those 14 years or older. Because data are collected semiannually, young people can be included twice in the same fiscal year. To avoid duplicated counts in this analysis, only the most recent record for young people who were receiving services is included.

MEASURES

- **Room and board assistance.** Includes payments made by the state to help support room and board. These payments may include: rent deposits, utilities or other start-up household expenses.
- **Education financial assistance.** Payments made by the state to help support educational necessities. These payments may include: textbooks, uniforms, computers, tuition, scholarships, tutoring, ACT/SAT, GED and other educational tests.
- **Employment programs or vocational training.** Includes participation in Chafee-funded apprenticeships, internships or summer training programs. Additionally, it covers vocational training including classes or other participation in occupational training (e.g., cosmetology classes, auto mechanics, nursing, welding, etc.).

NYTD Outcomes

DATASET DESCRIPTION

Young people who are in foster care within 45 days following their 17th birthday are eligible to complete the NYTD Outcomes baseline survey. Those who complete the survey at 17 are eligible to complete follow-up surveys at 19 and 21. Some states choose to sample from their baseline cohort (those who completed the survey at 17) for the follow-up waves. Outcomes data in this file are self-reported, and young people may choose to decline to answer any question in the survey.

POPULATION FOR ANALYSIS

This analysis examines outcomes for the first cohort of young people in the NYTD Outcomes dataset. The numbers reflect outcomes reported by these young people at age 21 in FY 2015.

MEASURES

- **Young parents.** This table provides the number and percentage of respondents who report having a child by age 21. It includes any respondents who reported ever having a child at age 17 or having a child within the past two years on either follow-up survey.

- **Employed.** Young people are considered employed if they report working either part or full time at the time they completed the survey (age 21).
- **Stable housing.** Young people are considered to have stable housing if they did not report experiencing homelessness on either of their follow-up surveys (those taken at age 19 and 21). In those surveys, respondents are asked if they've been homeless in the past two years. Limiting our scope to the follow-up survey responses captures experiences related to the time these young people spend transitioning out of the foster care system.
- **High school diploma/GED.** This reflects the young person's highest educational achievement at the time they take the survey (age 21). Young people are considered to have earned their high school diploma or GED if they indicate they've earned one of those certifications or a higher certification, such as a vocational certificate or associate degree.

American Community Survey

DATASET DESCRIPTION

The American Community Survey (ACS) is administered annually to a random sample of individual households and group living facilities (e.g., nursing homes, college dorms, detention centers). This analysis uses data from five-year estimates for fiscal years 2012-2016 to align with the data available in AFCARS.

POPULATION FOR ANALYSIS

This analysis restricted the dataset to those 14 to 21 years of age. This age range was selected to match the one provided in AFCARS.

MEASURES

- **Race/ethnicity.** Provides the race/ethnicity in the general population of young people 14–21. For each state, the same three racial/ethnic categories that are reported from AFCARS are reported from the general population.
- **Employed.** Young people are considered employed if they report working either part or full time at age 21.
- **High school diploma/GED.** Reflects the young person's highest educational achievement at age 21. Young people are considered to have earned their high school diploma or GED if they indicate they've earned one of those certifications or a higher certification, such as a vocational certificate or associate degree.

Quick Reference for More Information

Courtney, M. E., Okpych, N. J., Park, K., Harty, J., Feng, H., Torres-Garcia, A., & Sayed, S. (2018). *Findings from the California Youth Transitions to Adulthood Study (CalYOUTH): Conditions of youth at age 21*. Chicago, IL: Chapin Hall at the University of Chicago. Retrieved from www.chapinhall.org/wp-content/uploads/CY_YT_RE0518.pdf

Okpych, N. J., Park, K., Feng, H., Torres-Garcia, A., & Courtney, M. E. (2018). *Memo from CalYOUTH: Differences in social support at age 19 by extended foster care status and placement type*. Chicago, IL: Chapin Hall at the University of Chicago. Retrieved from www.chapinhall.org/wp-content/uploads/CY_SS_IB0718.pdf

Courtney, M. E., Park, S., & Okpych, N. J. (2017). *Memo from CalYOUTH: Factors associated with youth remaining in foster care as young adults*. Chicago, IL: Chapin Hall at the University of Chicago. Retrieved from www.chapinhall.org/wp-content/uploads/CY_FA_IB0417.pdf

Fryar, G., Jordan, E., & DeVooght, K. (2017). *Supporting young people transition from foster care: Findings from a national survey*. Washington, DC: Child Trends. Retrieved from www.childtrends.org/wp-content/uploads/2017/11/SYPTFC-Findings-from-a-National-Survey-11.29.17.pdf

Okpych, N. J., Courtney, M. E., & Dennis, K. (2017). *Memo from CalYOUTH: Predictors of high school completion and college entry at ages 19/20*. Chicago, IL: Chapin Hall at the University of Chicago. Retrieved from www.chapinhall.org/wp-content/uploads/CY_HS_IB0817.pdf

Courtney, M. E., & Okpych, N. (2015). *Memo from CalYOUTH: Early findings on extended foster care and legal permanency*. Chicago, IL: Chapin Hall at the University of Chicago. Retrieved from www.chapinhall.org/wp-content/uploads/07_15_Early-Findings-on-Ex-Foster-Care_IB_R3.pdf

Napolitano, L., Sulimani-Aidan, Y., & Courtney, M. E. (2015). *Extended foster care in California: Youth and caseworker perspectives*. Chicago, IL: Chapin Hall at the University of Chicago. Retrieved from www.chapinhall.org/wp-content/uploads/CY_EF_IB1015.pdf

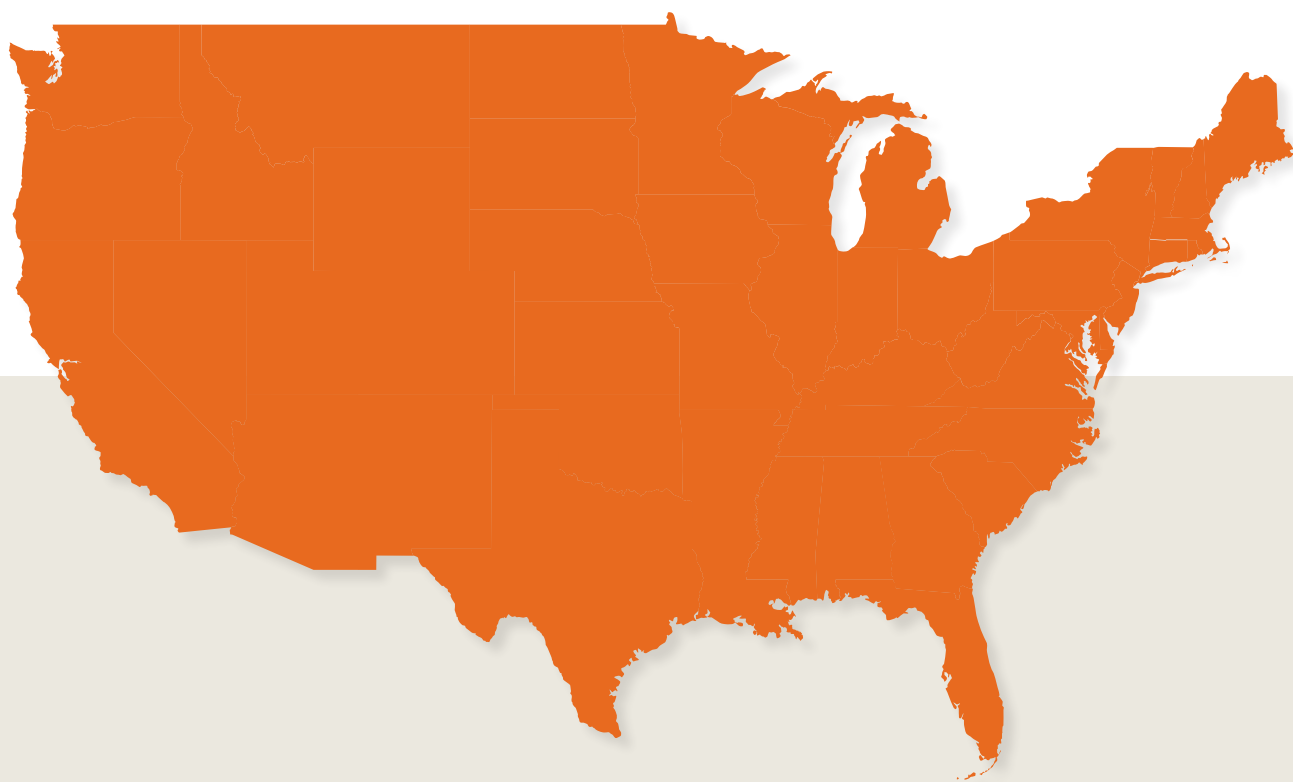
Courtney, M. E., Hook, J. L., & Lee, J. S. (2010). *Parenting, behavioral health are barriers to extended foster care for some young people*. Chicago, IL: Chapin Hall at the University of Chicago. Retrieved from www.chapinhall.org/wp-content/uploads/Midwest_IB4_Latent_Class_2-1.pdf

Dworsky, A., & Courtney, M. (2010). *College enrollment and graduation a challenge for former foster youth, even with extended care*. Chicago, IL: Chapin Hall at the University of Chicago. Retrieved from www.chapinhall.org/wp-content/uploads/Midwest_IB1_Educational_Attainment.pdf

Courtney, M. E., Dworsky, A., Cusick, G. R., Havlicek, J., Perez, A., & Keller, T. (2007). *Midwest evaluation of the adult functioning of former foster youth: outcomes at age 21*. Chicago, IL: Chapin Hall at the University of Chicago. Retrieved from www.chapinhall.org/wp-content/uploads/Midwest-Eval-Outcomes-at-Age-21.pdf

2018 STATE PROFILES

TRANSITION-AGE YOUTH IN FOSTER CARE

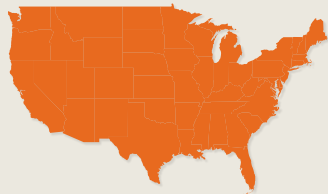




2018 ALABAMA PROFILE

TRANSITION-AGE YOUTH IN FOSTER CARE

The transition from adolescence to adulthood is a pivotal developmental stage as young people learn the skills needed to be healthy and productive adults. This process can be complicated for youth with foster care experience. Here's what we know about the experiences of these youth in Alabama.



171,162 or 25%
of United States' foster care population is ages 14+

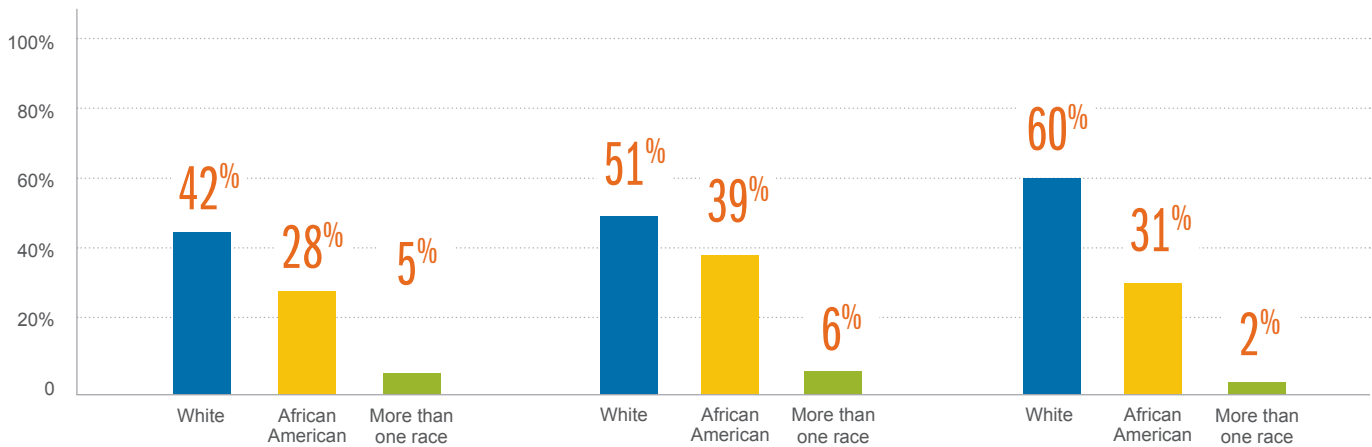


2,166 or 26%
of Alabama's foster care population is ages 14+

United States Foster Care Population

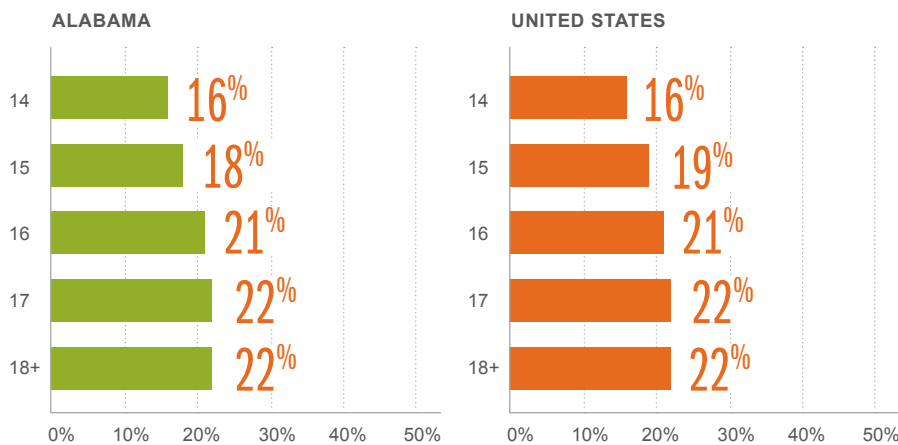
Alabama Foster Care Population

Alabama General Population

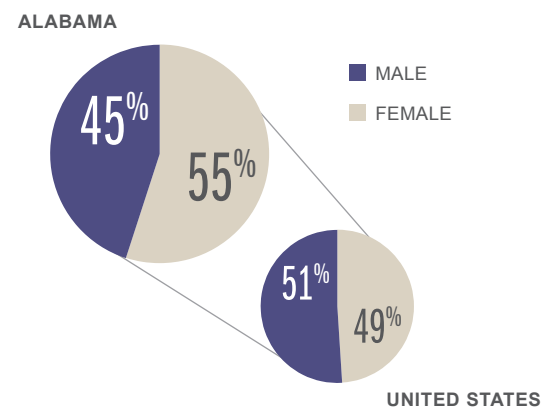


Above charts are based on the three largest racial and ethnic groups in this state for foster care. For additional data, please visit the KIDS COUNT Data Center, <http://datacenter.kidscount.org>.

Youth in Foster Care by Age



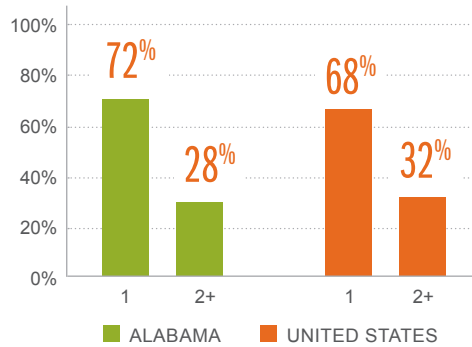
Youth in Foster Care by Sex*



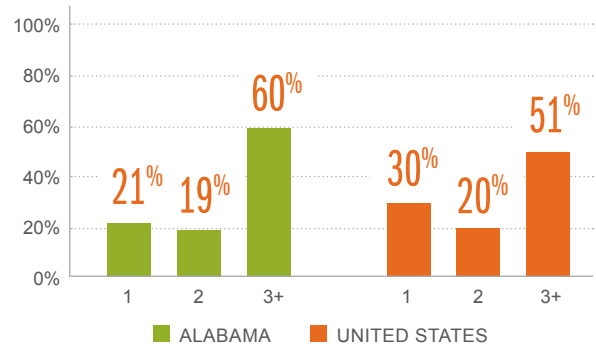
* Sex is based on gender at birth.

In addition to the trauma of abuse or neglect that resulted in being removed from their homes and placed in the foster care system, experiences while in foster care — including frequent moves — can lead to worse outcomes for youth. Looking at these indicators helps us understand how youth with foster care experience in Alabama are faring and provides insight into the changes needed to improve the lives of these young people.

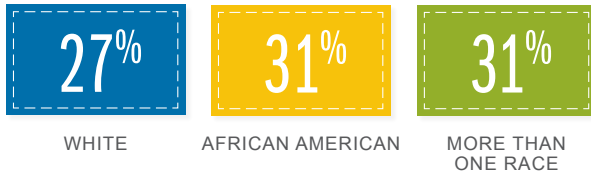
Episodes in the Foster Care System



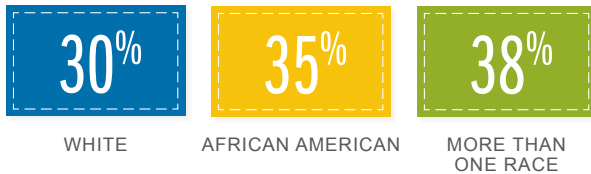
Number of Placements During Most Recent Foster Care Episode



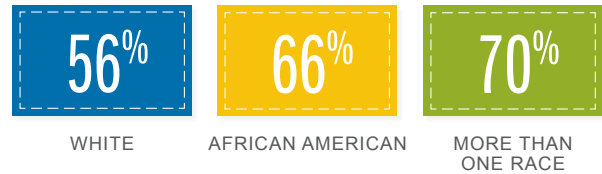
ALABAMA 2+ Foster Care Episodes



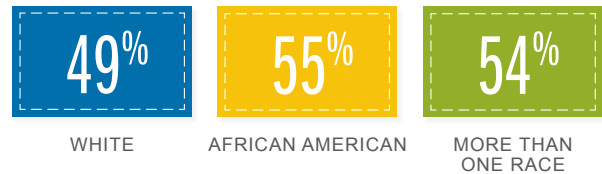
UNITED STATES 2+ Foster Care Episodes



ALABAMA 3+ Foster Care Placements



UNITED STATES 3+ Foster Care Placements



The percentage of young people in each racial and ethnic group who have experienced multiple foster care episodes and placements.

Time in Foster Care by Exit Outcome or Type

	ALABAMA	UNITED STATES
PERMANENCY	12 months	13 months
EMANCIPATION	37 months	34 months
OTHER	29 months	17 months

Placement Type

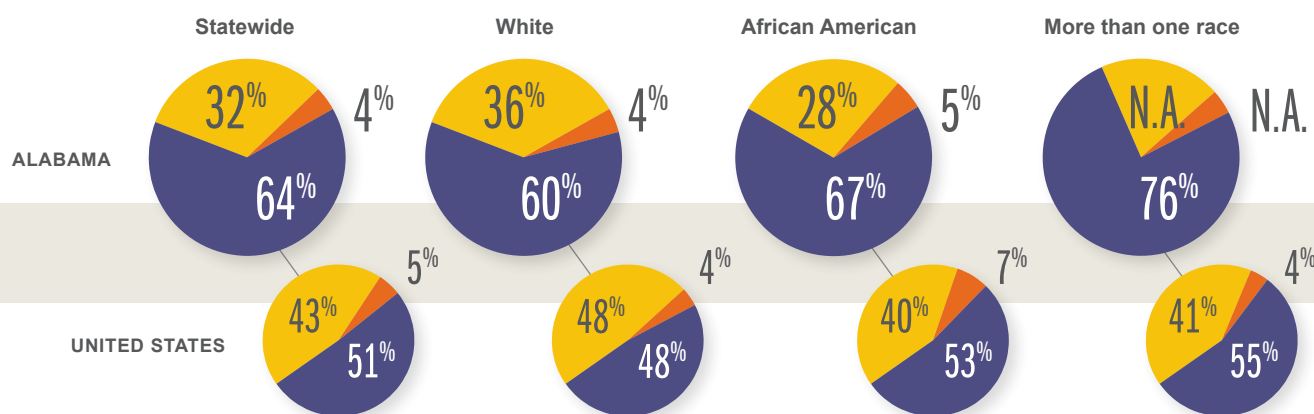
■ ALABAMA ■ UNITED STATES



Reasons for Leaving Foster Care

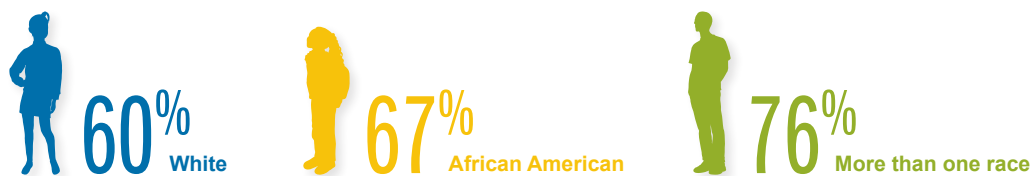
Lingering in foster care, experiencing unstable placement settings while in foster care and leaving foster care without a permanent, legal connection to family are important indicators of how youth in Alabama are faring.

■ PERMANENCE ■ EMANCIPATION/ AGE-OUT (NON-PERMANENCY) ■ OTHER



Due to rounding some charts may not equal 100%

Percentage of Youth Who Emancipated by Race – Alabama



Number of Young People in Care on Their 18th and 19th Birthdays

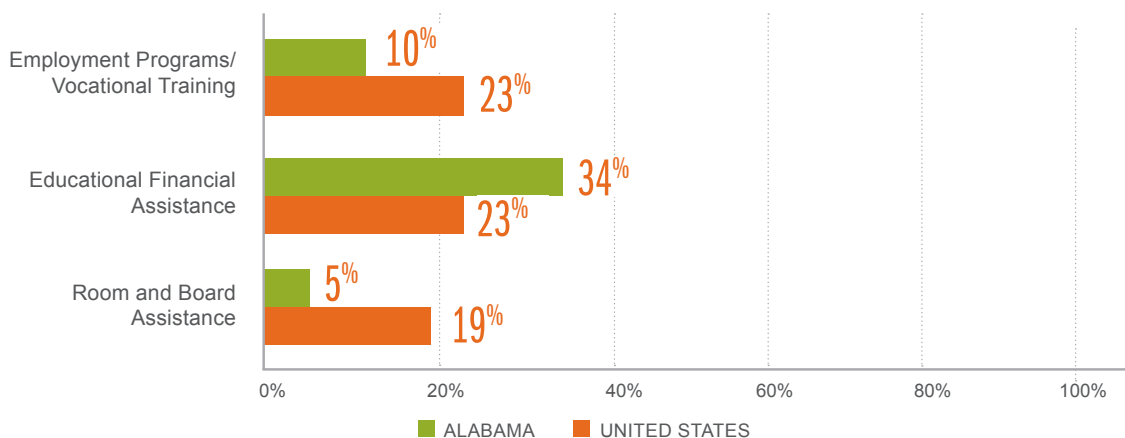
	18TH	19TH		18TH	19TH
ALABAMA	337	50		UNITED STATES	24,797
					6,489

Percentage Still in Care on Their 19th Birthday

	WHITE	AFRICAN AMERICAN	MORE THAN ONE RACE		WHITE	AFRICAN AMERICAN	MORE THAN ONE RACE
ALABAMA	11%	20%	N.A.		UNITED STATES	17%	29%
						24%	

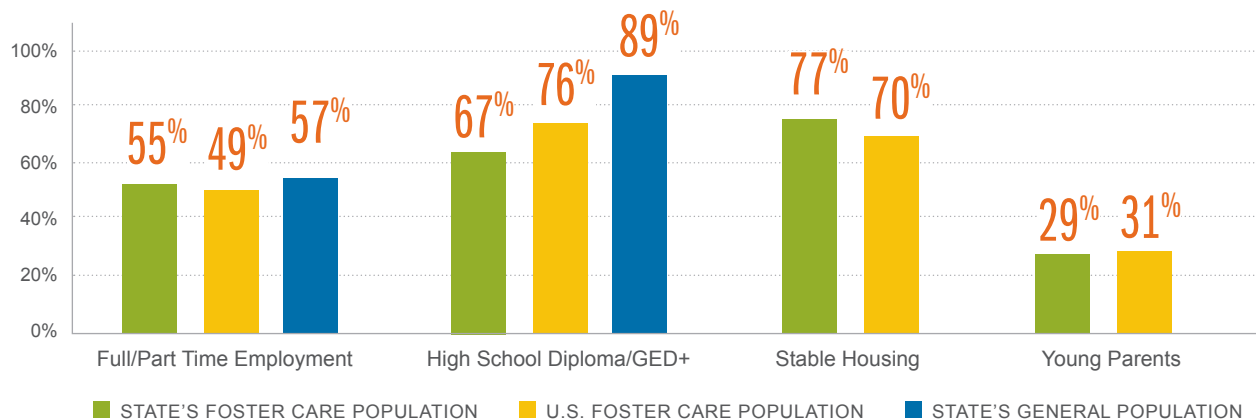
Services

Transition services, such as vocational training and housing assistance, are designed to help young people with foster care experience transition to adulthood. Participation in federally funded transition services provides a window into how well young people are being equipped for employment, education and housing.



Young Adult Outcomes by Age 21

Research shows that young adults who experienced foster care have worse outcomes than their peers in the general population across a variety of spectrums — from education to employment to housing to early parenthood. Examining data on these outcomes in Alabama is important as we strive to improve the practices, programs and policies that help ensure these young people have the relationships, resources and opportunities they need for well-being and success.

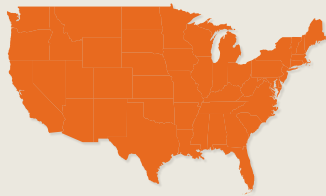




2018 ALASKA PROFILE

TRANSITION-AGE YOUTH IN FOSTER CARE

The transition from adolescence to adulthood is a pivotal developmental stage as young people learn the skills needed to be healthy and productive adults. This process can be complicated for youth with foster care experience. Here's what we know about the experiences of these youth in Alaska.



171,162 or 25%

of United States' foster care population is ages 14+



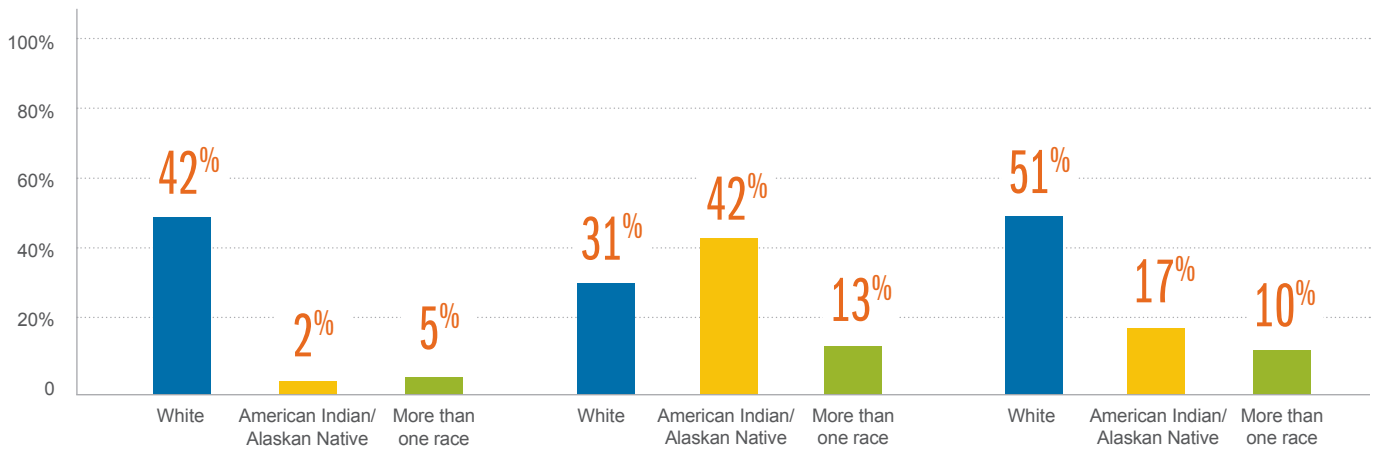
596 or 15%

of Alaska's foster care population is ages 14+

**United States
Foster Care Population**

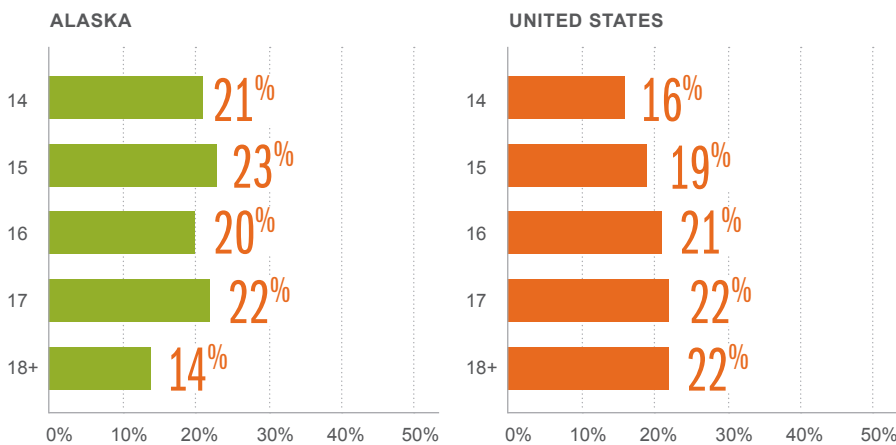
**Alaska
Foster Care Population**

**Alaska
General Population**

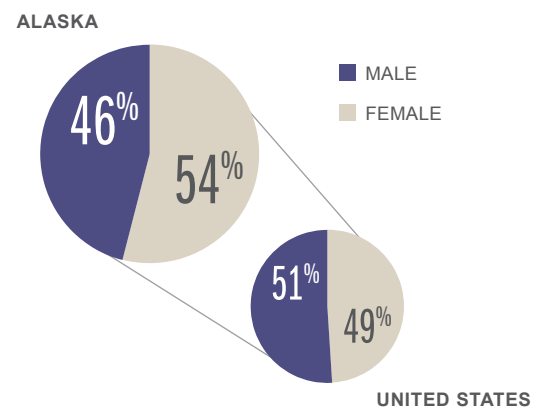


Above charts are based on the three largest racial and ethnic groups in this state for foster care. For additional data, please visit the KIDS COUNT Data Center, <http://datacenter.kidscount.org>.

Youth in Foster Care by Age



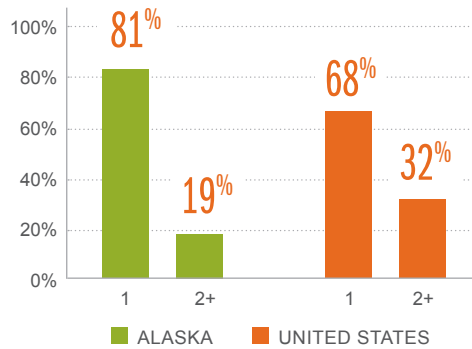
Youth in Foster Care by Sex*



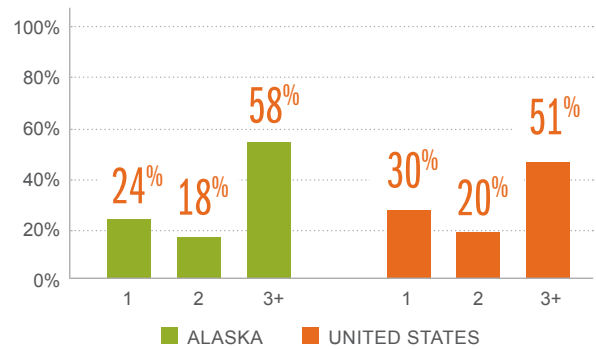
* Sex is based on gender at birth.

In addition to the trauma of abuse or neglect that resulted in being removed from their homes and placed in the foster care system, experiences while in foster care — including frequent moves — can lead to worse outcomes for youth. Looking at these indicators helps us understand how youth with foster care experience in Alaska are faring and provides insight into the changes needed to improve the lives of these young people.

Episodes in the Foster Care System



Number of Placements During Most Recent Foster Care Episode



ALASKA 2+ Foster Care Episodes



ALASKA 3+ Foster Care Placements



UNITED STATES 2+ Foster Care Episodes



UNITED STATES 3+ Foster Care Placements



The percentage of young people in each racial and ethnic group who have experienced multiple foster care episodes and placements.

Time in Foster Care by Exit Outcome or Type

	ALASKA	UNITED STATES
PERMANENCY	23 months	13 months
EMANCIPATION	35 months	34 months
OTHER	N.A.	17 months

Placement Type

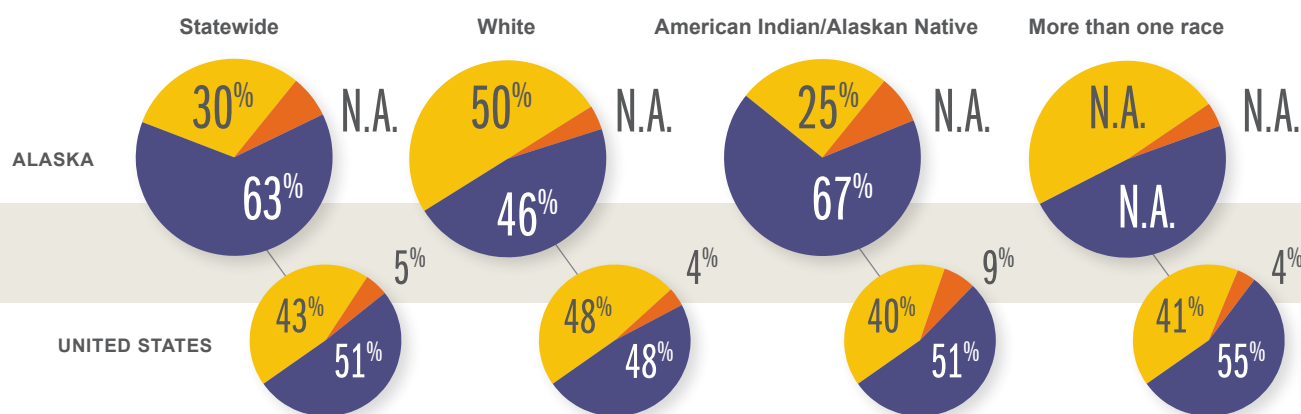
■ ALASKA ■ UNITED STATES



Reasons for Leaving Foster Care

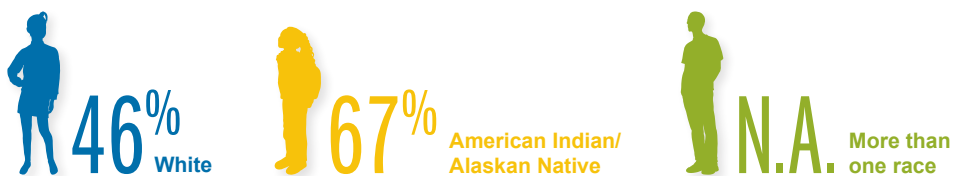
Lingering in foster care, experiencing unstable placement settings while in foster care and leaving foster care without a permanent, legal connection to family are important indicators of how youth in Alaska are faring.

■ PERMANENCE ■ EMANCIPATION/ AGE-OUT (NON-PERMANENCY) ■ OTHER



Due to rounding some charts may not equal 100%

Percentage of Youth Who Emancipated by Race – Alaska



Number of Young People in Care on Their 18th and 19th Birthdays

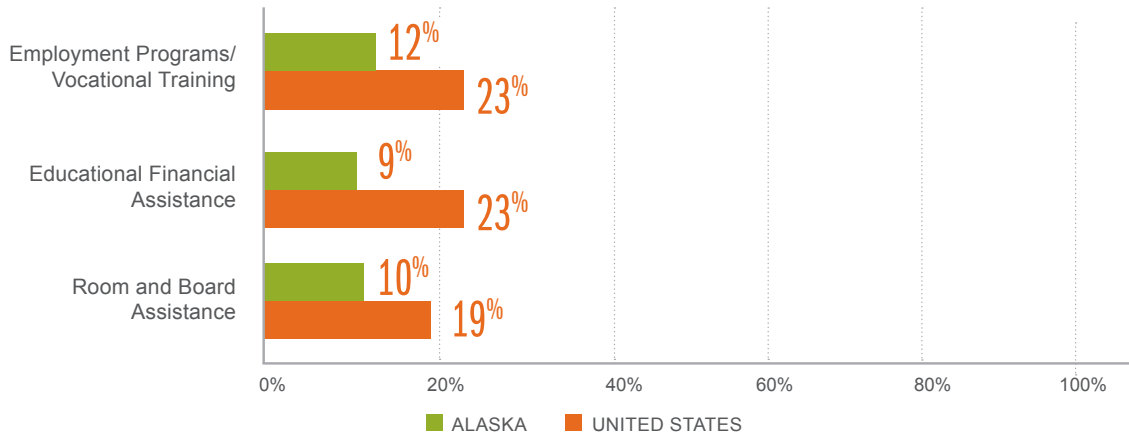
	18TH	19TH		18TH	19TH
ALASKA	68	N.A.		UNITED STATES	24,797
					6,489

Percentage Still in Care on Their 19th Birthday

	WHITE	AMERICAN INDIAN/ALASKAN NATIVE	MORE THAN ONE RACE		WHITE	AMERICAN INDIAN/ALASKAN NATIVE	MORE THAN ONE RACE
ALASKA	N.A.	N.A.	N.A.		UNITED STATES	17%	24%

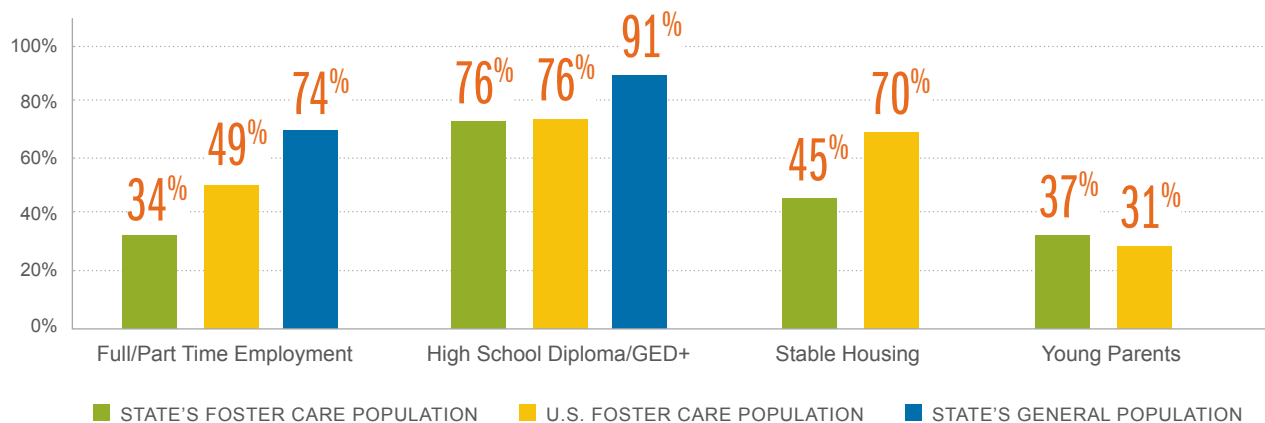
Services

Transition services, such as vocational training and housing assistance, are designed to help young people with foster care experience transition to adulthood. Participation in federally funded transition services provides a window into how well young people are being equipped for employment, education and housing.



Young Adult Outcomes by Age 21

Research shows that young adults who experienced foster care have worse outcomes than their peers in the general population across a variety of spectrums — from education to employment to housing to early parenthood. Examining data on these outcomes in Alaska is important as we strive to improve the practices, programs and policies that help ensure these young people have the relationships, resources and opportunities they need for well-being and success.

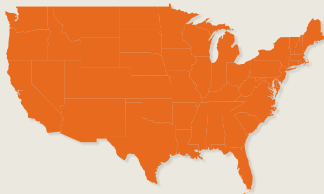




2018 ARIZONA PROFILE

TRANSITION-AGE YOUTH IN FOSTER CARE

The transition from adolescence to adulthood is a pivotal developmental stage as young people learn the skills needed to be healthy and productive adults. This process can be complicated for youth with foster care experience. Here's what we know about the experiences of these youth in Arizona.



171,162 or 25%

of United States' foster care population is ages 14+



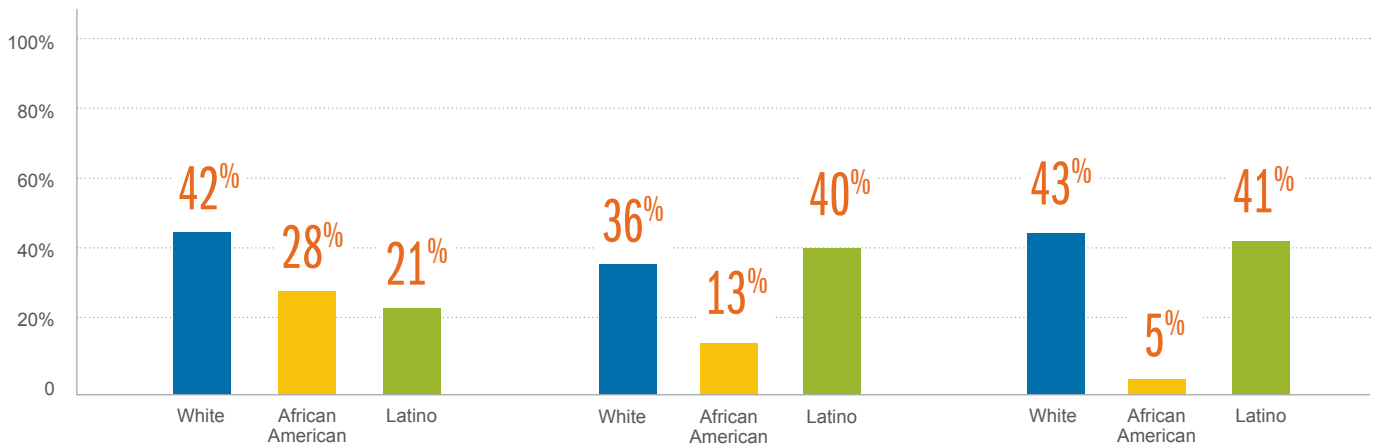
5,913 or 20%

of Arizona's foster care population is ages 14+

United States Foster Care Population

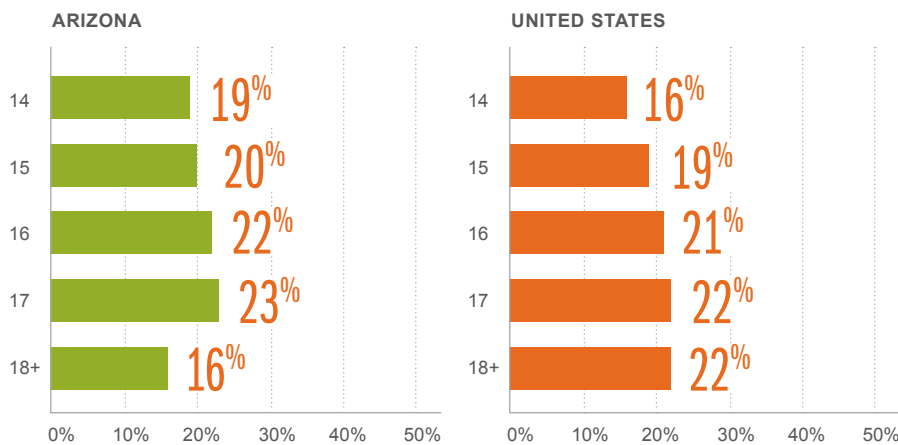
Arizona Foster Care Population

Arizona General Population

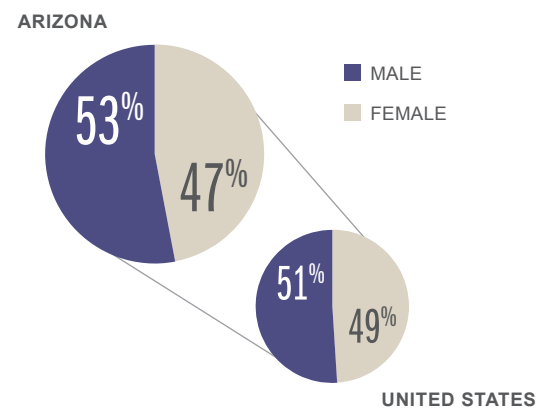


Above charts are based on the three largest racial and ethnic groups in this state for foster care. For additional data, please visit the KIDS COUNT Data Center, <http://datacenter.kidscount.org>.

Youth in Foster Care by Age



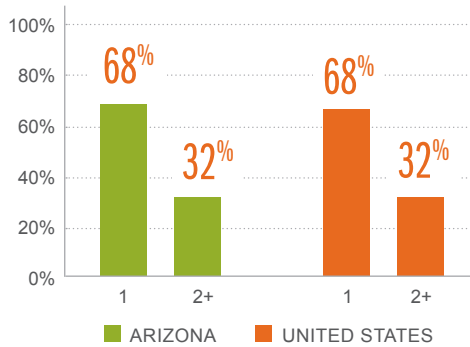
Youth in Foster Care by Sex*



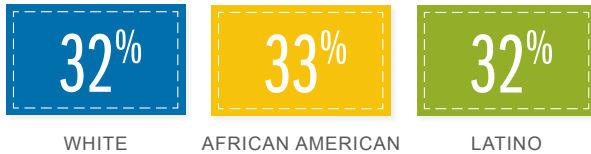
* Sex is based on gender at birth.

In addition to the trauma of abuse or neglect that resulted in being removed from their homes and placed in the foster care system, experiences while in foster care — including frequent moves — can lead to worse outcomes for youth. Looking at these indicators helps us understand how youth with foster care experience in Arizona are faring and provides insight into the changes needed to improve the lives of these young people.

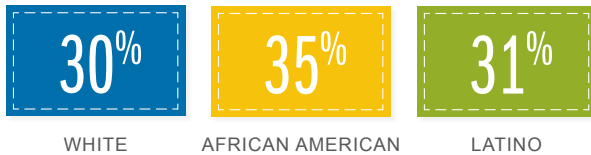
Episodes in the Foster Care System



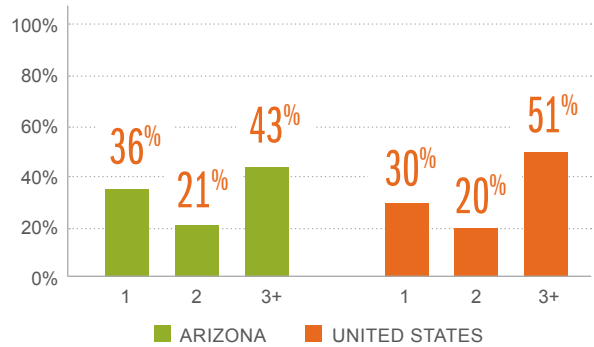
ARIZONA 2+ Foster Care Episodes



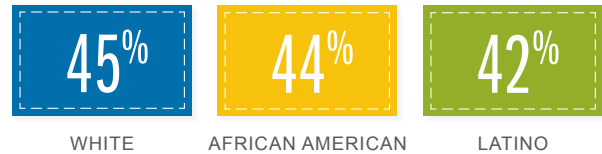
UNITED STATES 2+ Foster Care Episodes



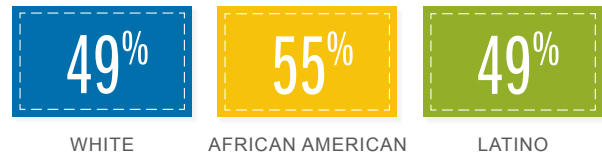
Number of Placements During Most Recent Foster Care Episode



ARIZONA 3+ Foster Care Placements



UNITED STATES 3+ Foster Care Placements



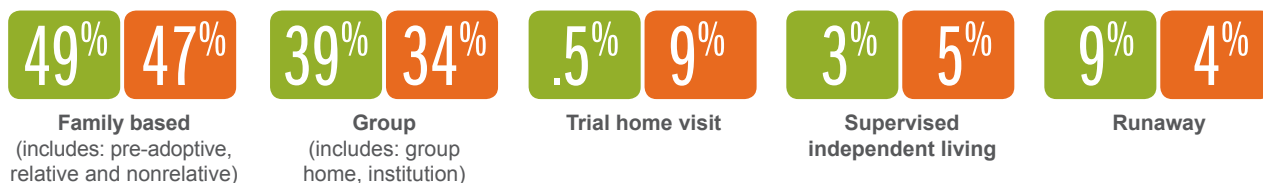
The percentage of young people in each racial and ethnic group who have experienced multiple foster care episodes and placements.

Time in Foster Care by Exit Outcome or Type

	ARIZONA	UNITED STATES
PERMANENCY	9 months	13 months
EMANCIPATION	22 months	34 months
OTHER	10 months	17 months

Placement Type

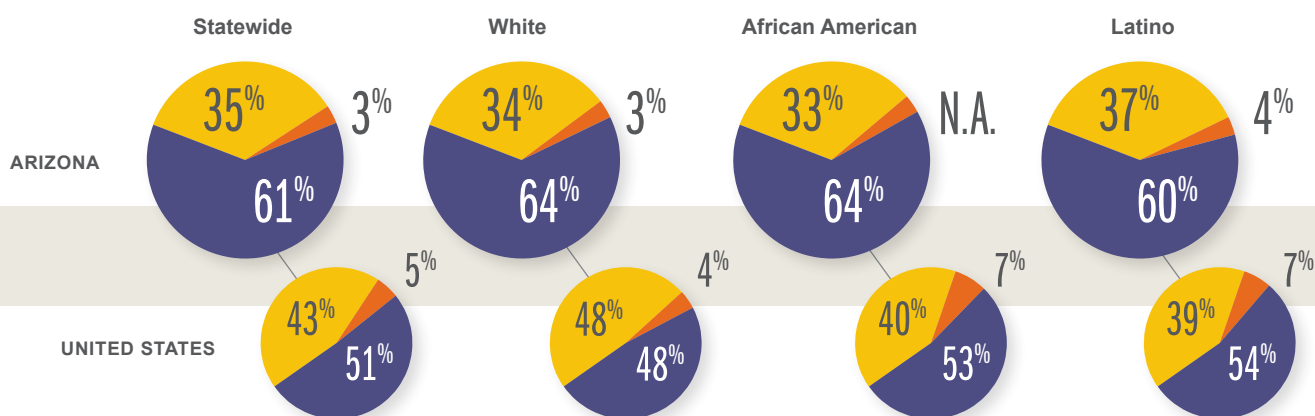
■ ARIZONA ■ UNITED STATES



Reasons for Leaving Foster Care

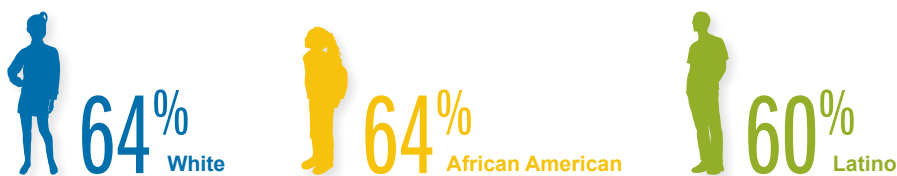
Lingering in foster care, experiencing unstable placement settings while in foster care and leaving foster care without a permanent, legal connection to family are important indicators of how youth in Arizona are faring.

■ PERMANENCE ■ EMANCIPATION/ AGE-OUT (NON-PERMANENCY) ■ OTHER



Due to rounding some charts may not equal 100%

Percentage of Youth Who Emancipated by Race – Arizona



Number of Young People in Care on Their 18th and 19th Birthdays

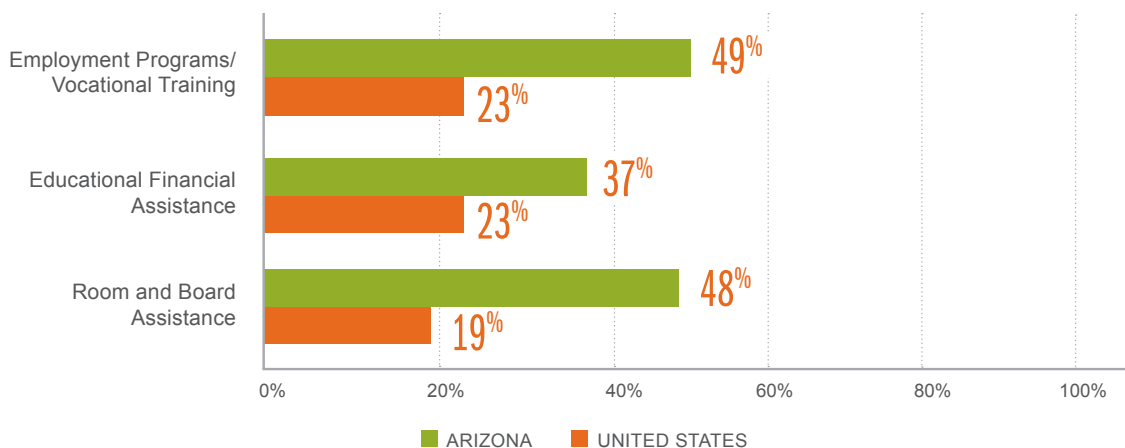
	18TH	19TH		18TH	19TH
ARIZONA	934	N.A.		UNITED STATES	24,797
					6,489

Percentage Still in Care on Their 19th Birthday

	WHITE	AFRICAN AMERICAN	LATINO		WHITE	AFRICAN AMERICAN	LATINO
ARIZONA	N.A.	N.A.	N.A.		UNITED STATES	17%	29%
							37%

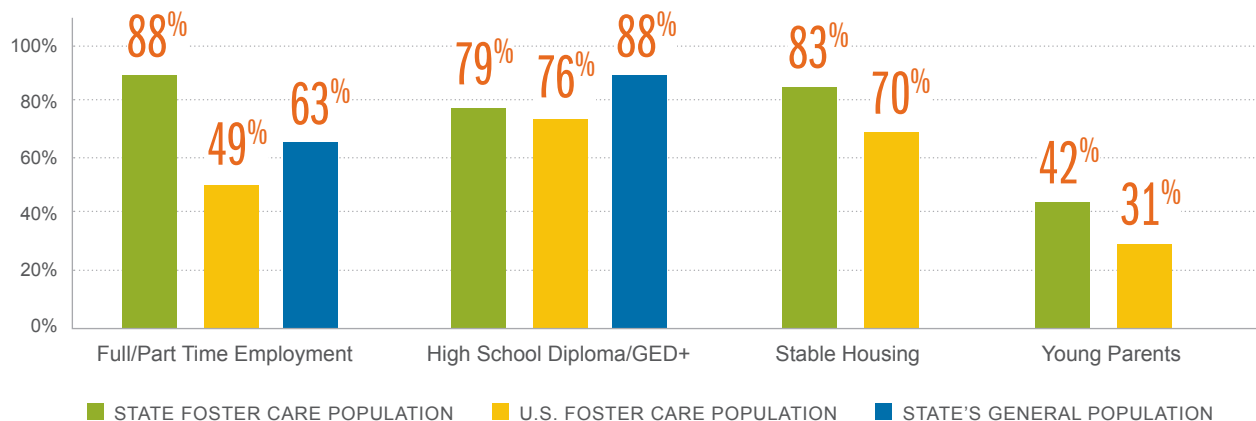
Services

Transition services, such as vocational training and housing assistance, are designed to help young people with foster care experience transition to adulthood. Participation in federally funded transition services provides a window into how well young people are being equipped for employment, education and housing.



Young Adult Outcomes by Age 21

Research shows that young adults who experienced foster care have worse outcomes than their peers in the general population across a variety of spectrums — from education to employment to housing to early parenthood. Examining data on these outcomes in Arizona is important as we strive to improve the practices, programs and policies that help ensure these young people have the relationships, resources and opportunities they need for well-being and success.

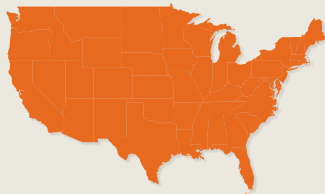




2018 ARKANSAS PROFILE

TRANSITION-AGE YOUTH IN FOSTER CARE

The transition from adolescence to adulthood is a pivotal developmental stage as young people learn the skills needed to be healthy and productive adults. This process can be complicated for youth with foster care experience. Here's what we know about the experiences of these youth in Arkansas.



171,162 or 25%

of United States' foster care population is ages 14+



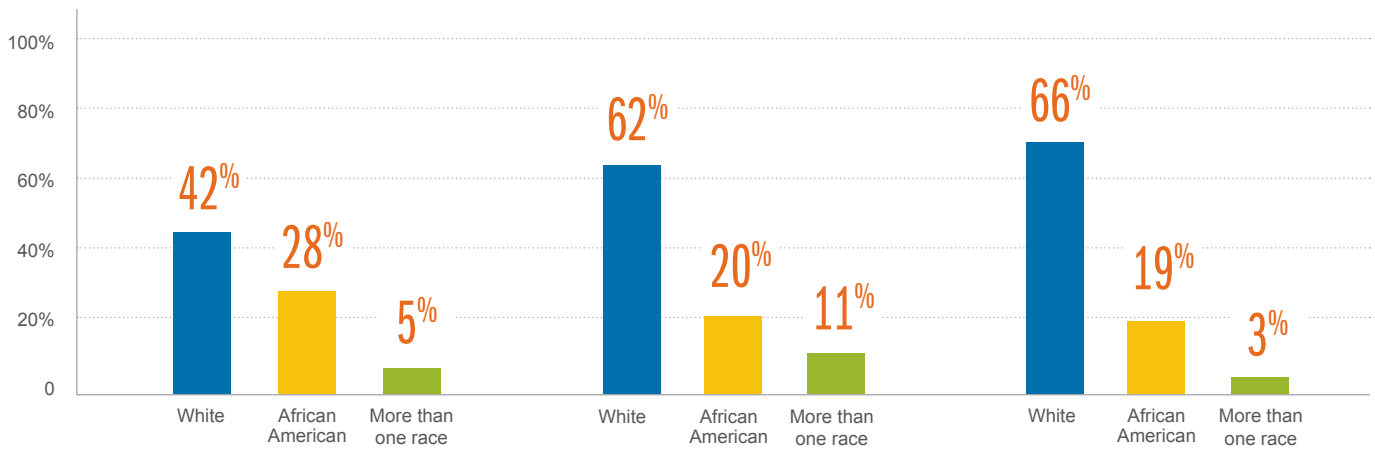
1,532 or 18%

of Arkansas' foster care population is ages 14+

United States Foster Care Population

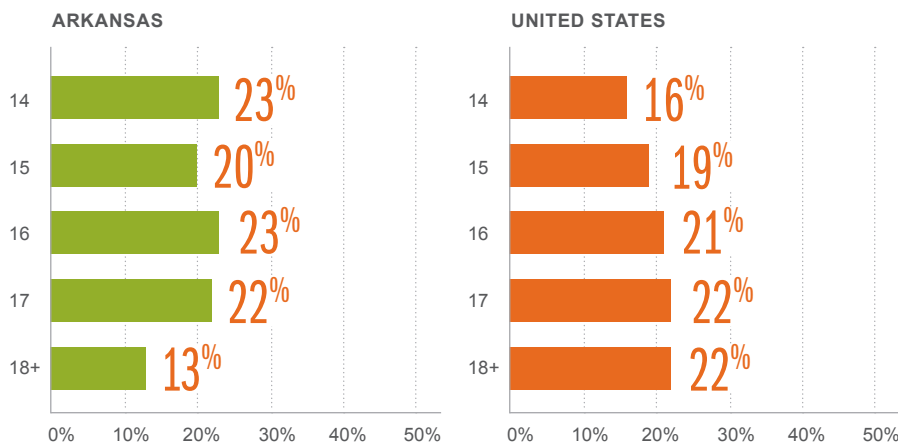
Arkansas Foster Care Population

Arkansas General Population

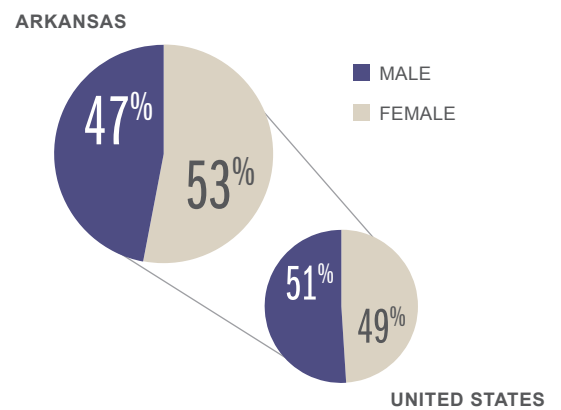


Above charts are based on the three largest racial and ethnic groups in this state for foster care. For additional data, please visit the KIDS COUNT Data Center, <http://datacenter.kidscount.org>.

Youth in Foster Care by Age



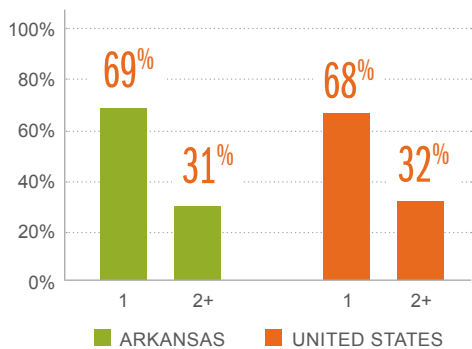
Youth in Foster Care by Sex*



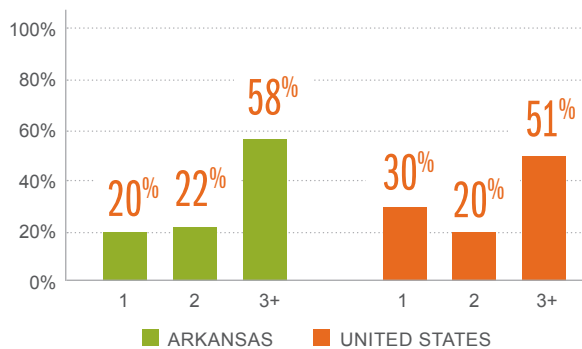
* Sex is based on gender at birth.

In addition to the trauma of abuse or neglect that resulted in being removed from their homes and placed in the foster care system, experiences while in foster care — including frequent moves — can lead to worse outcomes for youth. Looking at these indicators helps us understand how youth with foster care experience in Arkansas are faring and provides insight into the changes needed to improve the lives of these young people.

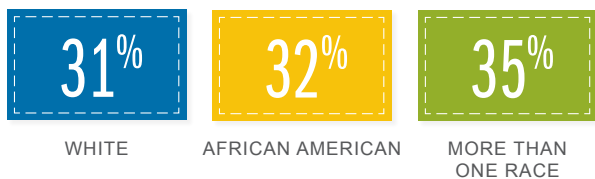
Episodes in the Foster Care System



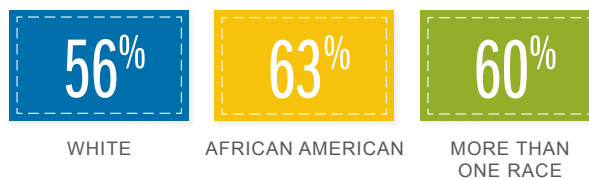
Number of Placements During Most Recent Foster Care Episode



ARKANSAS 2+ Foster Care Episodes



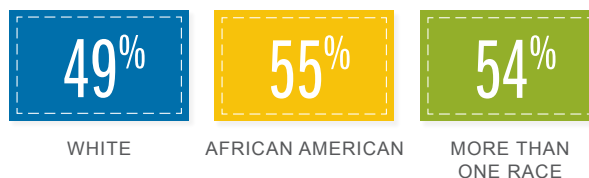
ARKANSAS 3+ Foster Care Placements



UNITED STATES 2+ Foster Care Episodes



UNITED STATES 3+ Foster Care Placements



The percentage of young people in each racial and ethnic group who have experienced multiple foster care episodes and placements.

Time in Foster Care by Exit Outcome or Type

	ARKANSAS	UNITED STATES
PERMANENCY	5 months	13 months
EMANCIPATION	24 months	34 months
OTHER	0 months	17 months

Placement Type

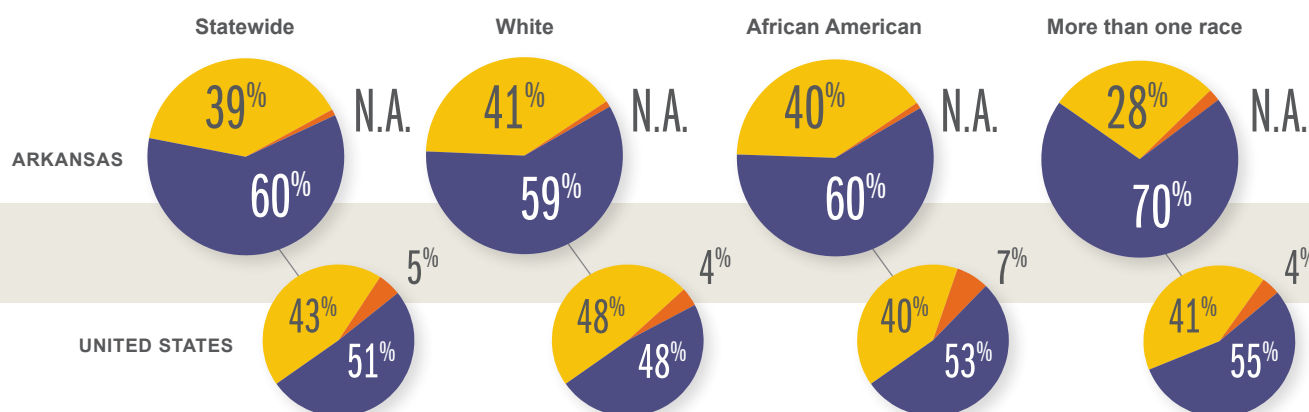
■ ARKANSAS ■ UNITED STATES



Reasons for Leaving Foster Care

Lingering in foster care, experiencing unstable placement settings while in foster care and leaving foster care without a permanent, legal connection to family are important indicators of how youth in Arkansas are faring.

■ PERMANENCE ■ EMANCIPATION/ AGE-OUT (NON-PERMANENCY) ■ OTHER



Due to rounding some charts may not equal 100%

Percentage of Youth Who Emancipated by Race – Arkansas



Number of Young People in Care on Their 18th and 19th Birthdays

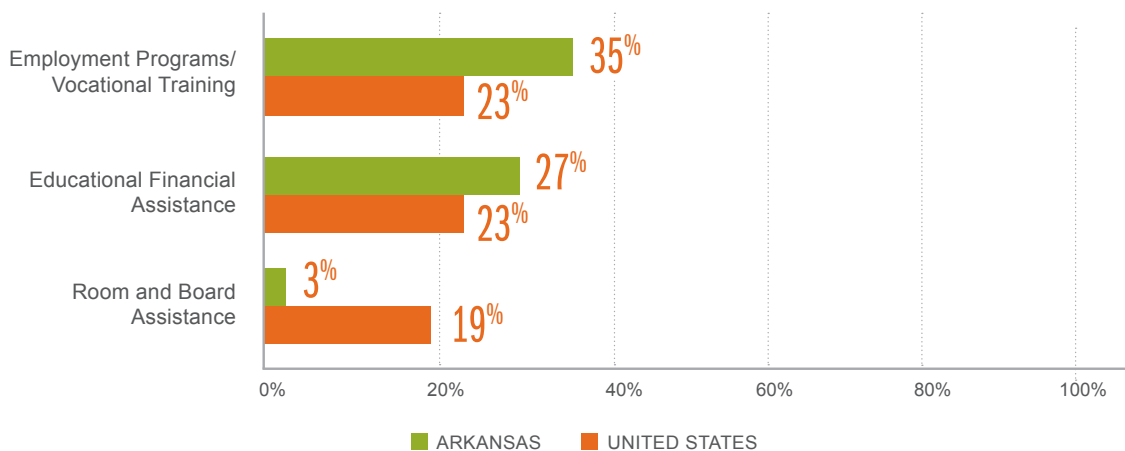
	18TH	19TH		18TH	19TH
ARKANSAS	202	N.A.		UNITED STATES	24,797
					6,489

Percentage Still in Care on Their 19th Birthday

	WHITE	AFRICAN AMERICAN	MORE THAN ONE RACE		WHITE	AFRICAN AMERICAN	MORE THAN ONE RACE
ARKANSAS	N.A.	N.A.	N.A.		UNITED STATES	17%	29%
						24%	

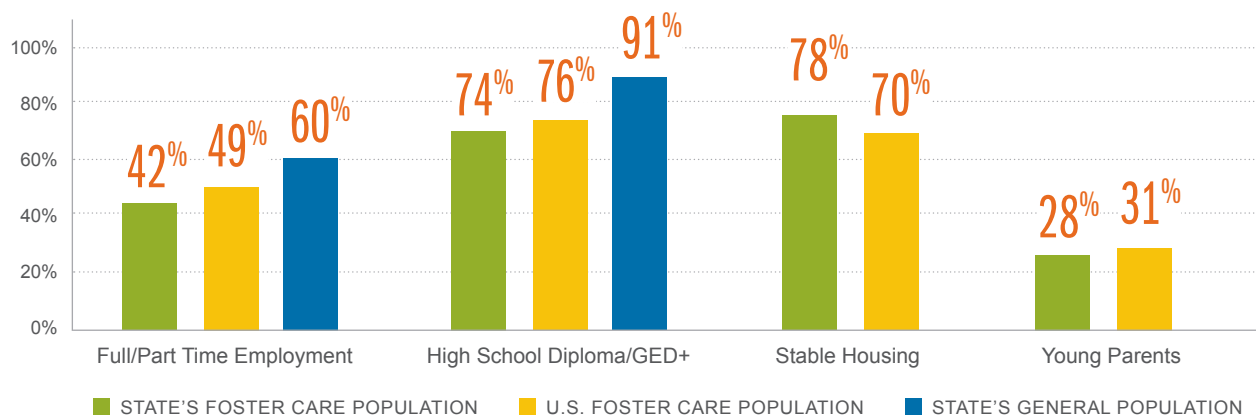
Services

Transition services, such as vocational training and housing assistance, are designed to help young people with foster care experience transition to adulthood. Participation in federally funded transition services provides a window into how well young people are being equipped for employment, education and housing.



Young Adult Outcomes by Age 21

Research shows that young adults who experienced foster care have worse outcomes than their peers in the general population across a variety of spectrums — from education to employment to housing to early parenthood. Examining data on these outcomes in Arkansas is important as we strive to improve the practices, programs and policies that help ensure these young people have the relationships, resources and opportunities they need for well-being and success.

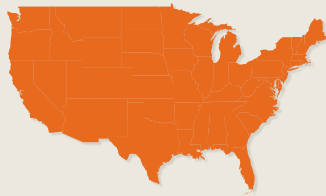




2018 CALIFORNIA PROFILE

TRANSITION-AGE YOUTH IN FOSTER CARE

The transition from adolescence to adulthood is a pivotal developmental stage as young people learn the skills needed to be healthy and productive adults. This process can be complicated for youth with foster care experience. Here's what we know about the experiences of these youth in California.



171,162 or 25%

of United States' foster care population is ages 14+



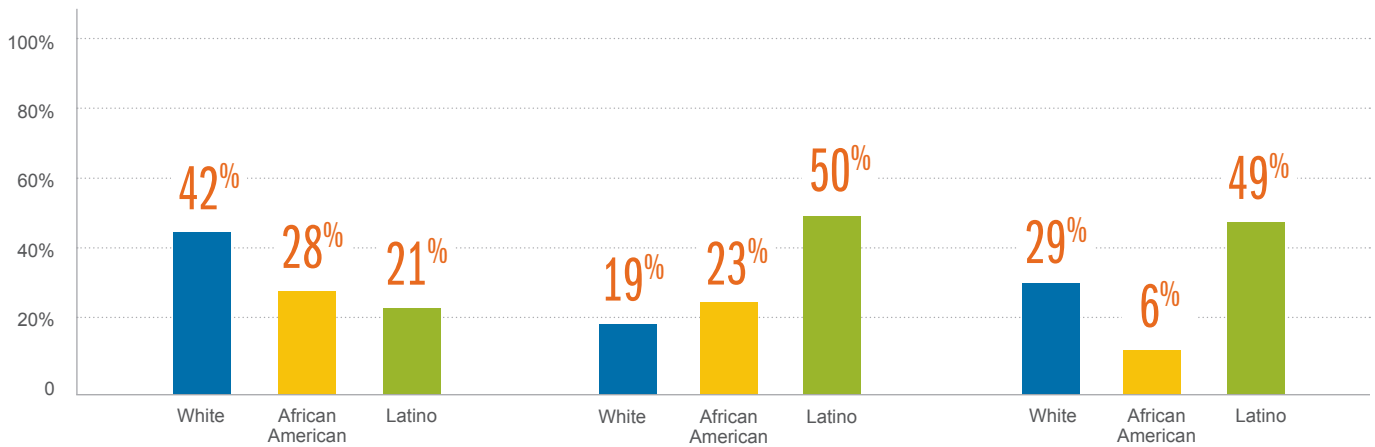
24,255 or 28%

of California's foster care population is ages 14+

United States Foster Care Population

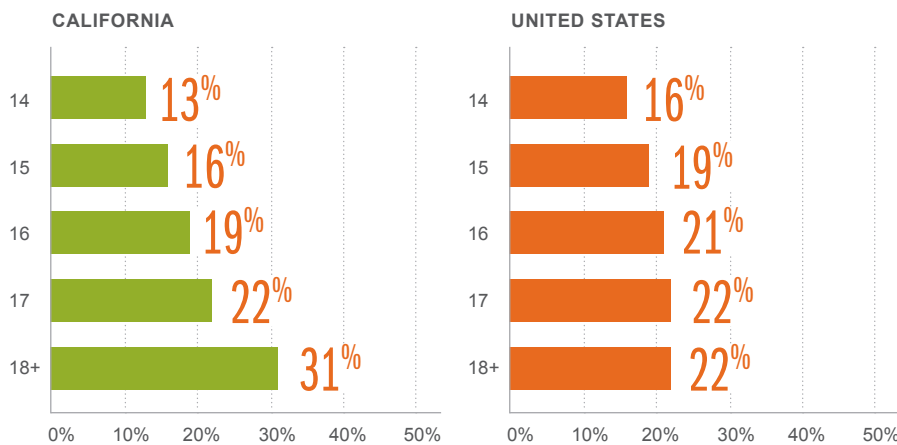
California Foster Care Population

California General Population

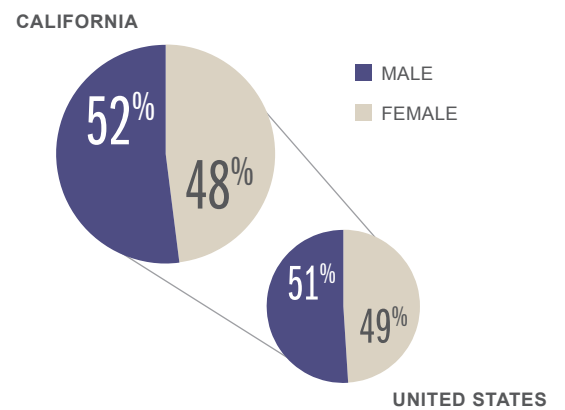


Above charts are based on the three largest racial and ethnic groups in this state for foster care. For additional data, please visit the KIDS COUNT Data Center, <http://datacenter.kidscount.org>.

Youth in Foster Care by Age



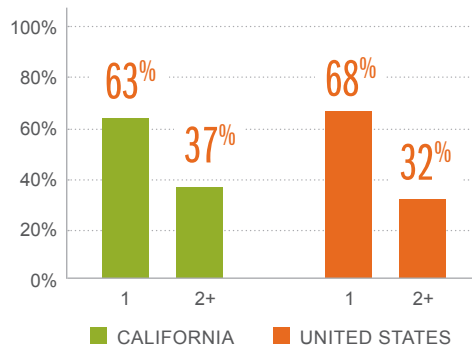
Youth in Foster Care by Sex*



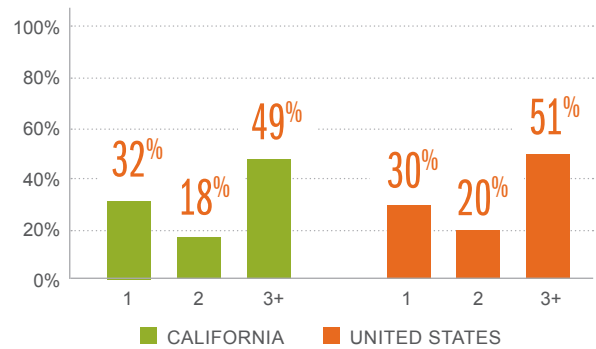
* Sex is based on gender at birth.

In addition to the trauma of abuse or neglect that resulted in being removed from their homes and placed in the foster care system, experiences while in foster care — including frequent moves — can lead to worse outcomes for youth. Looking at these indicators helps us understand how youth with foster care experience in California are faring and provides insight into the changes needed to improve the lives of these young people.

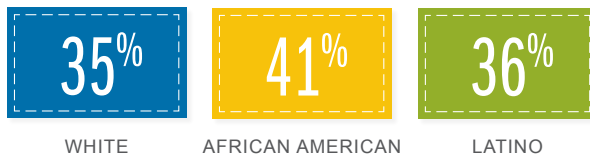
Episodes in the Foster Care System



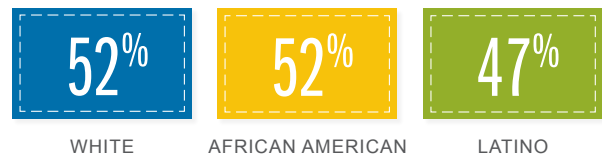
Number of Placements During Most Recent Foster Care Episode



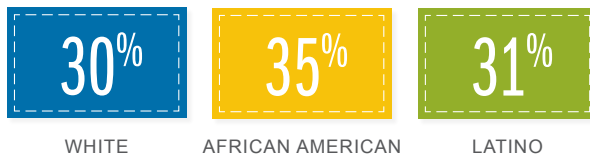
CALIFORNIA 2+ Foster Care Episodes



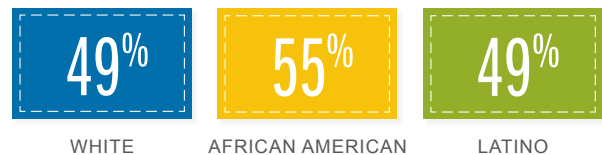
CALIFORNIA 3+ Foster Care Placements



UNITED STATES 2+ Foster Care Episodes



UNITED STATES 3+ Foster Care Placements



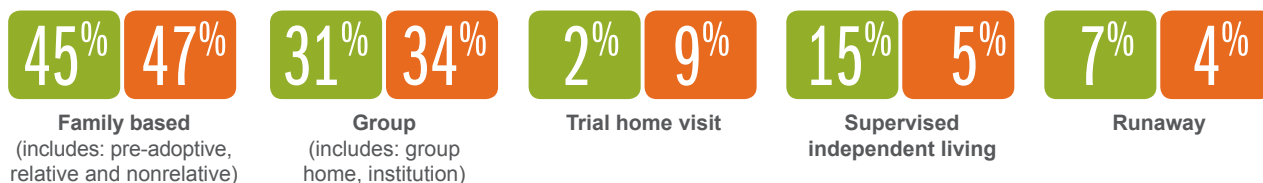
The percentage of young people in each racial and ethnic group who have experienced multiple foster care episodes and placements.

Time in Foster Care by Exit Outcome or Type

	CALIFORNIA	UNITED STATES
PERMANENCY	14 months	13 months
EMANCIPATION	42 months	34 months
OTHER	12 months	17 months

Placement Type

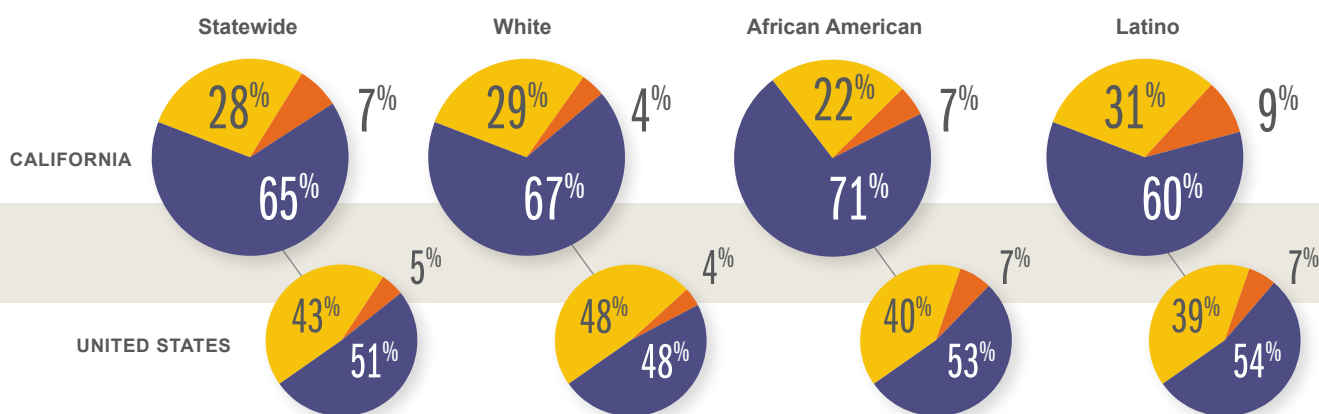
■ CALIFORNIA ■ UNITED STATES



Reasons for Leaving Foster Care

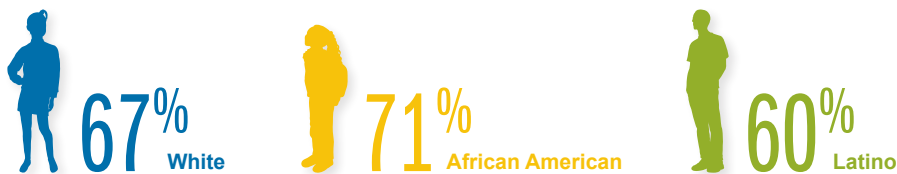
Lingering in foster care, experiencing unstable placement settings while in foster care and leaving foster care without a permanent, legal connection to family are important indicators of how youth in California are faring.

■ PERMANENCE ■ EMANCIPATION/ AGE-OUT (NON-PERMANENCY) ■ OTHER



Due to rounding some charts may not equal 100%

Percentage of Youth Who Emancipated by Race – California



Number of Young People in Care on Their 18th and 19th Birthdays

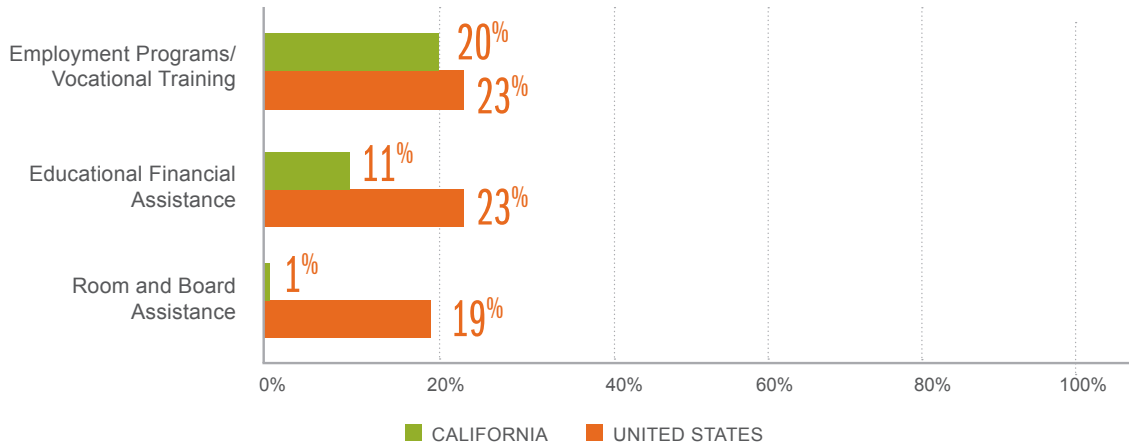
	18TH	19TH		18TH	19TH	
CALIFORNIA	4,313	2,725		UNITED STATES	24,797	6,489

Percentage Still in Care on Their 19th Birthday

	WHITE	AFRICAN AMERICAN	LATINO		WHITE	AFRICAN AMERICAN	LATINO	
CALIFORNIA	62%	67%	60%		UNITED STATES	17%	29%	37%

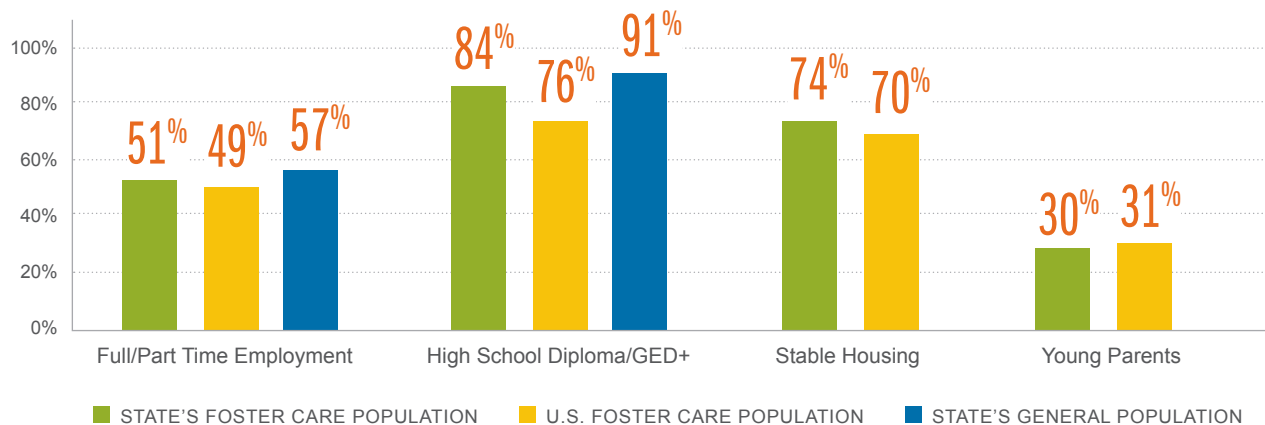
Services

Transition services, such as vocational training and housing assistance, are designed to help young people with foster care experience transition to adulthood. Participation in federally funded transition services provides a window into how well young people are being equipped for employment, education and housing.



Young Adult Outcomes by Age 21

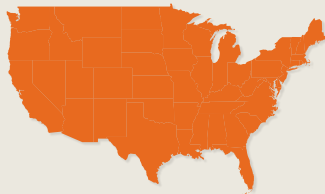
Research shows that young adults who experienced foster care have worse outcomes than their peers in the general population across a variety of spectrums — from education to employment to housing to early parenthood. Examining data on these outcomes in California is important as we strive to improve the practices, programs and policies that help ensure these young people have the relationships, resources and opportunities they need for well-being and success.



2018 COLORADO PROFILE

TRANSITION-AGE YOUTH IN FOSTER CARE

The transition from adolescence to adulthood is a pivotal developmental stage as young people learn the skills needed to be healthy and productive adults. This process can be complicated for youth with foster care experience. Here's what we know about the experiences of these youth in Colorado.



171,162 or 25%

of United States' foster care population is ages 14+



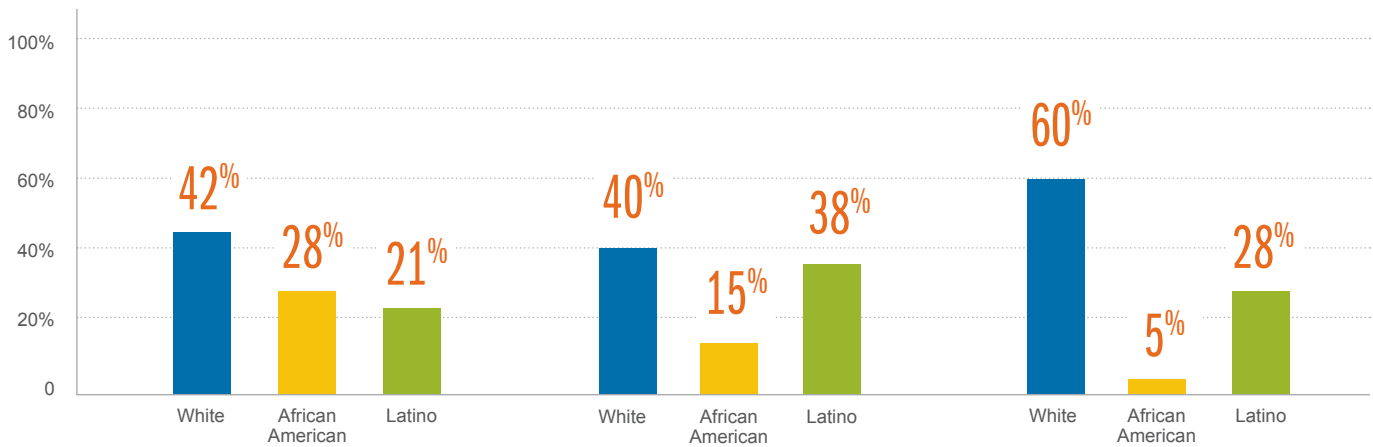
3,937 or 37%

of Colorado's foster care population is ages 14+

United States Foster Care Population

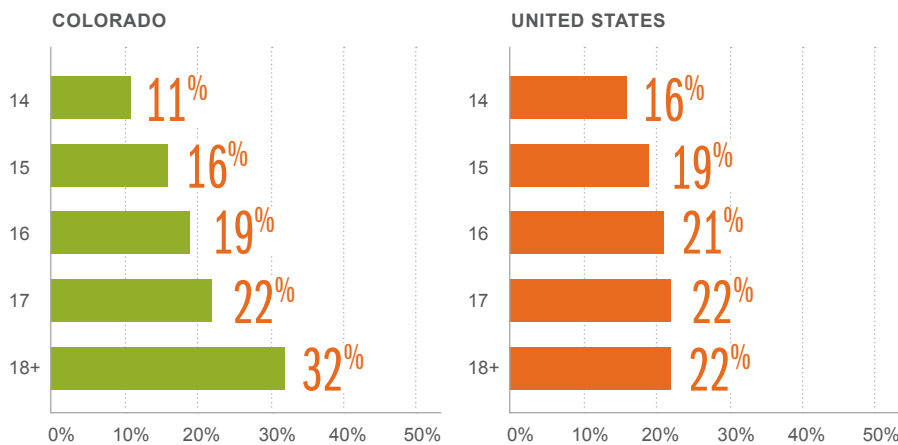
Colorado Foster Care Population

Colorado General Population

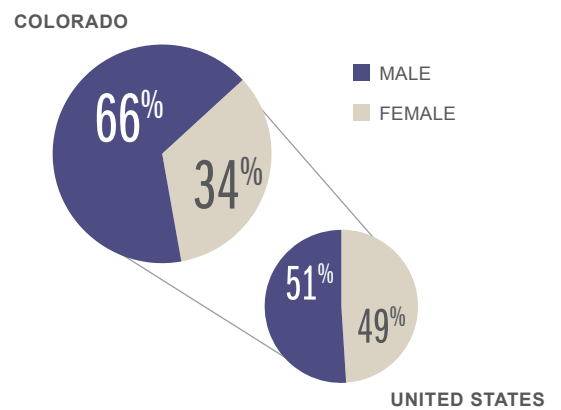


Above charts are based on the three largest racial and ethnic groups in this state for foster care. For additional data, please visit the KIDS COUNT Data Center, <http://datacenter.kidscount.org>.

Youth in Foster Care by Age



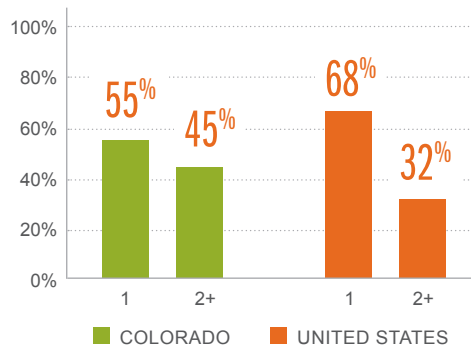
Youth in Foster Care by Sex*



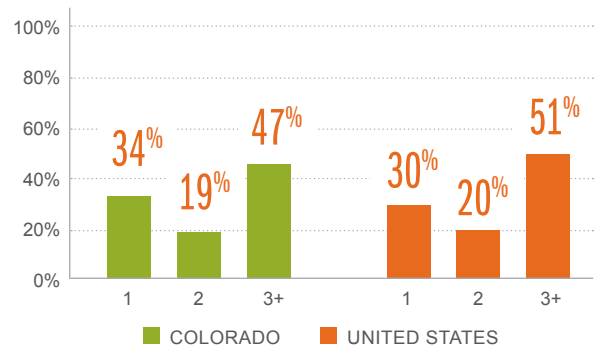
* Sex is based on gender at birth.

In addition to the trauma of abuse or neglect that resulted in being removed from their homes and placed in the foster care system, experiences while in foster care — including frequent moves — can lead to worse outcomes for youth. Looking at these indicators helps us understand how youth with foster care experience in Colorado are faring and provides insight into the changes needed to improve the lives of these young people.

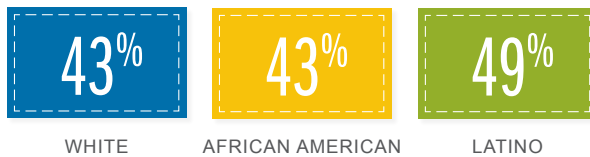
Episodes in the Foster Care System



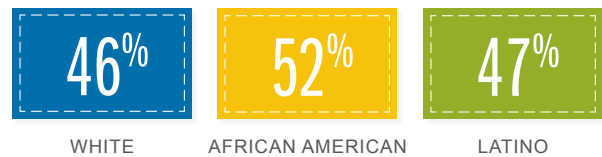
Number of Placements During Most Recent Foster Care Episode



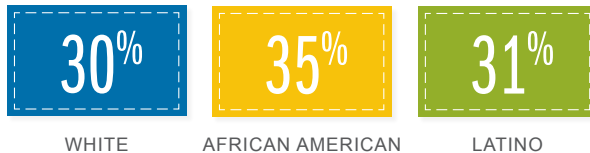
COLORADO 2+ Foster Care Episodes



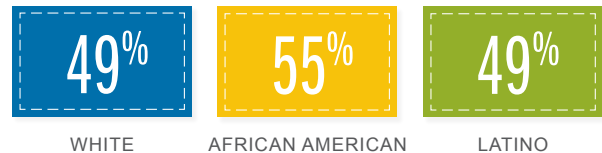
COLORADO 3+ Foster Care Placements



UNITED STATES 2+ Foster Care Episodes



UNITED STATES 3+ Foster Care Placements



The percentage of young people in each racial and ethnic group who have experienced multiple foster care episodes and placements.

Time in Foster Care by Exit Outcome or Type

	COLORADO	UNITED STATES
PERMANENCY	9 months	13 months
EMANCIPATION	44 months	34 months
OTHER	22 months	17 months

Placement Type

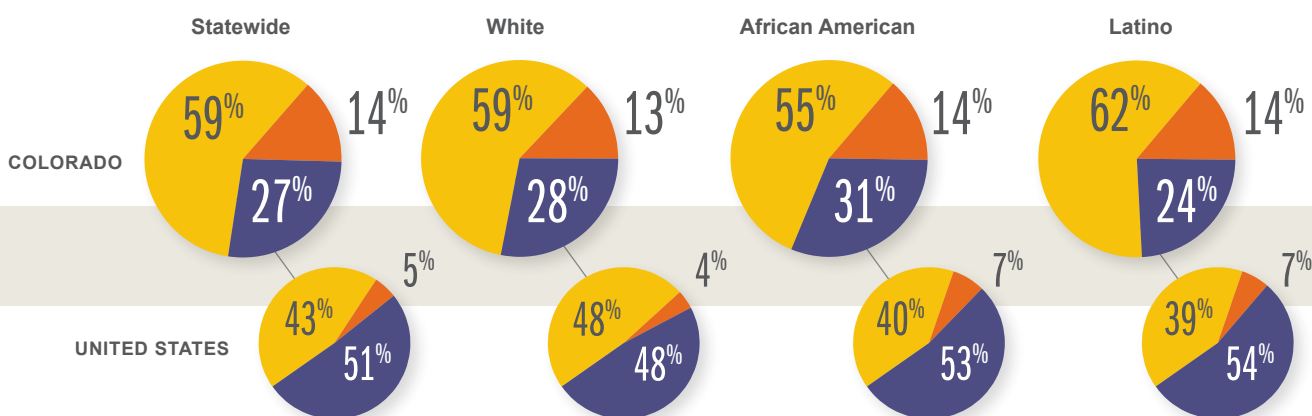
■ COLORADO ■ UNITED STATES



Reasons for Leaving Foster Care

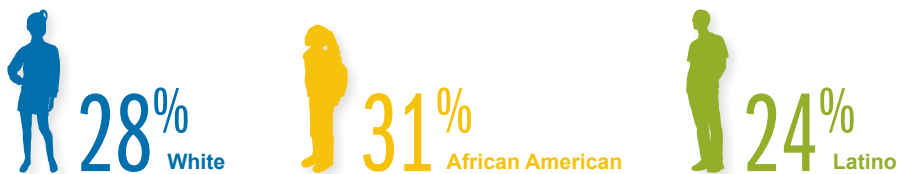
Lingering in foster care, experiencing unstable placement settings while in foster care and leaving foster care without a permanent, legal connection to family are important indicators of how youth in Colorado are faring.

■ PERMANENCE ■ EMANCIPATION/ AGE-OUT (NON-PERMANENCY) ■ OTHER



Due to rounding some charts may not equal 100%

Percentage of Youth Who Emancipated by Race – Colorado



Number of Young People in Care on Their 18th and 19th Birthdays

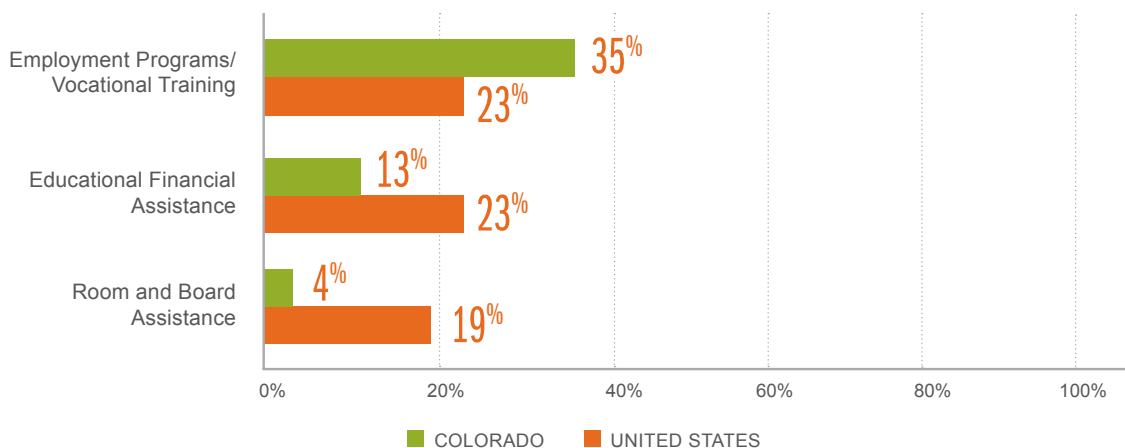
	18TH	19TH		18TH	19TH	
COLORADO	611	266		UNITED STATES	24,797	6,489

Percentage Still in Care on Their 19th Birthday

	WHITE	AFRICAN AMERICAN	LATINO		WHITE	AFRICAN AMERICAN	LATINO	
COLORADO	35%	53%	44%		UNITED STATES	17%	29%	37%

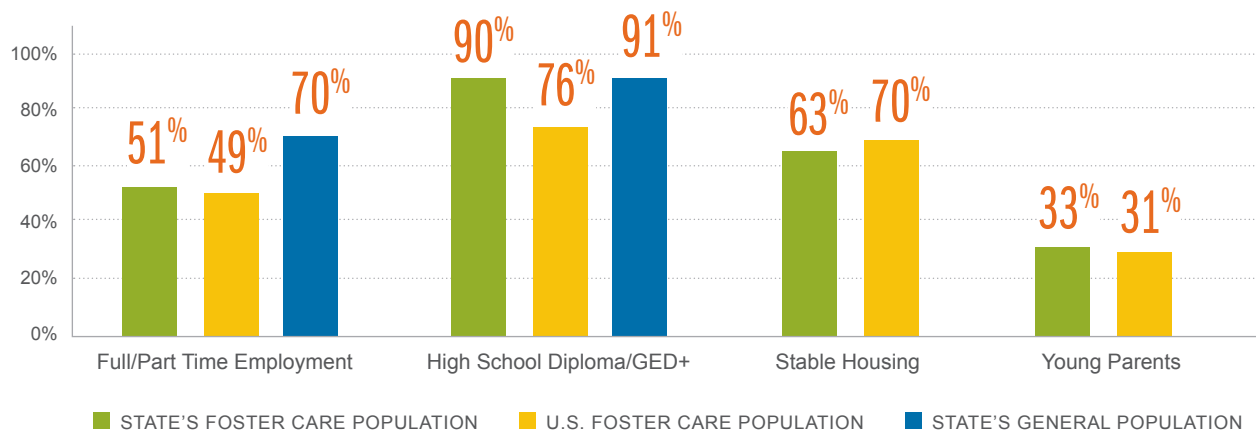
Services

Transition services, such as vocational training and housing assistance, are designed to help young people with foster care experience transition to adulthood. Participation in federally funded transition services provides a window into how well young people are being equipped for employment, education and housing.



Young Adult Outcomes by Age 21

Research shows that young adults who experienced foster care have worse outcomes than their peers in the general population across a variety of spectrums — from education to employment to housing to early parenthood. Examining data on these outcomes in Colorado is important as we strive to improve the practices, programs and policies that help ensure these young people have the relationships, resources and opportunities they need for well-being and success.

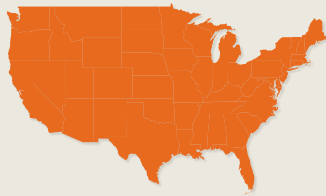




2018 CONNECTICUT PROFILE

TRANSITION-AGE YOUTH IN FOSTER CARE

The transition from adolescence to adulthood is a pivotal developmental stage as young people learn the skills needed to be healthy and productive adults. This process can be complicated for youth with foster care experience. Here's what we know about the experiences of these youth in Connecticut.



171,162 or 25%

of United States' foster care population is ages 14+



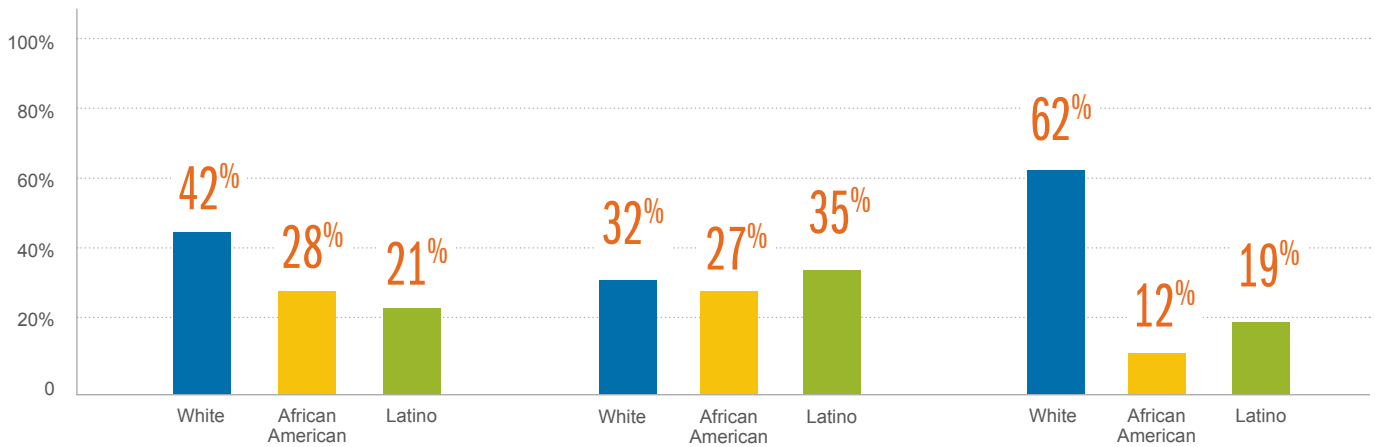
1,844 or 33%

of Connecticut's foster care population is ages 14+

United States Foster Care Population

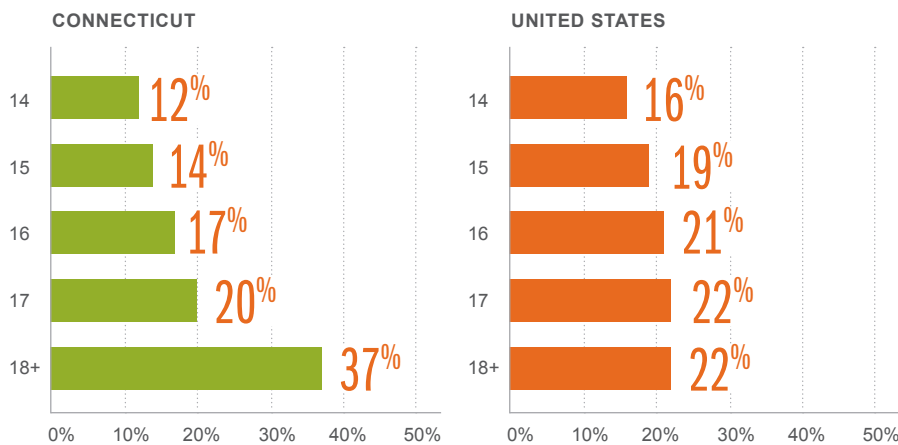
Connecticut Foster Care Population

Connecticut General Population

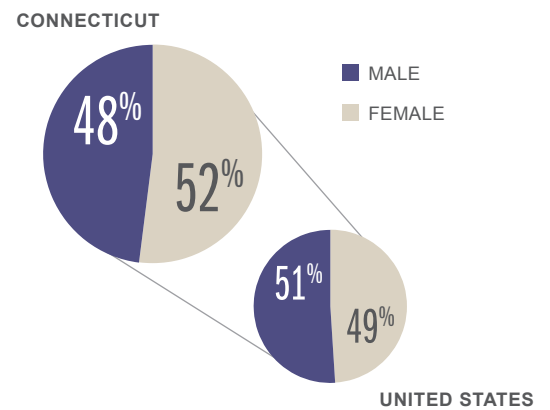


Above charts are based on the three largest racial and ethnic groups in this state for foster care. For additional data, please visit the KIDS COUNT Data Center, <http://datacenter.kidscount.org>.

Youth in Foster Care by Age



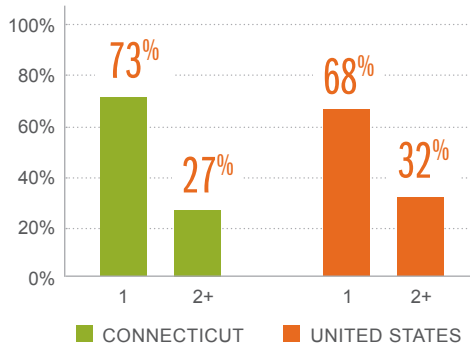
Youth in Foster Care by Sex*



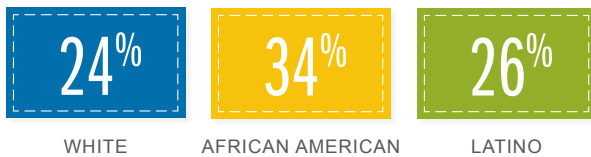
* Sex is based on gender at birth.

In addition to the trauma of abuse or neglect that resulted in being removed from their homes and placed in the foster care system, experiences while in foster care — including frequent moves — can lead to worse outcomes for youth. Looking at these indicators helps us understand how youth with foster care experience in Connecticut are faring and provides insight into the changes needed to improve the lives of these young people.

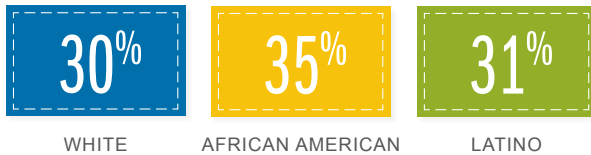
Episodes in the Foster Care System



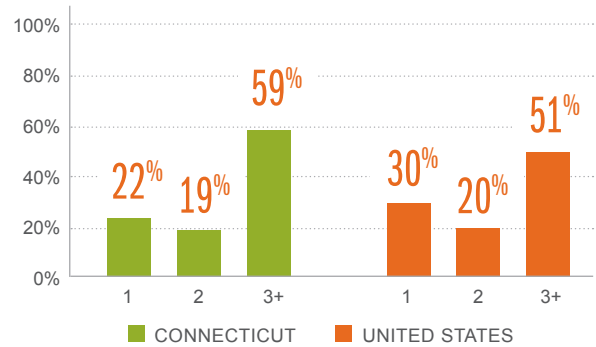
CONNECTICUT 2+ Foster Care Episodes



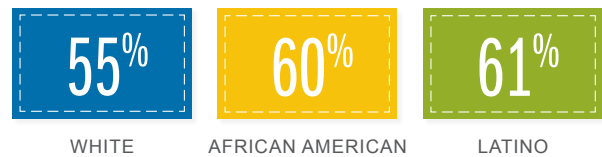
UNITED STATES 2+ Foster Care Episodes



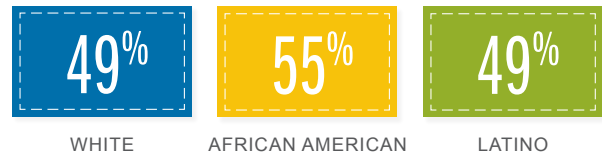
Number of Placements During Most Recent Foster Care Episode



CONNECTICUT 3+ Foster Care Placements



UNITED STATES 3+ Foster Care Placements



The percentage of young people in each racial and ethnic group who have experienced multiple foster care episodes and placements.

Time in Foster Care by Exit Outcome or Type

	CONNECTICUT	UNITED STATES
PERMANENCY	21 months	13 months
EMANCIPATION	58 months	34 months
OTHER	64 months	17 months

Placement Type

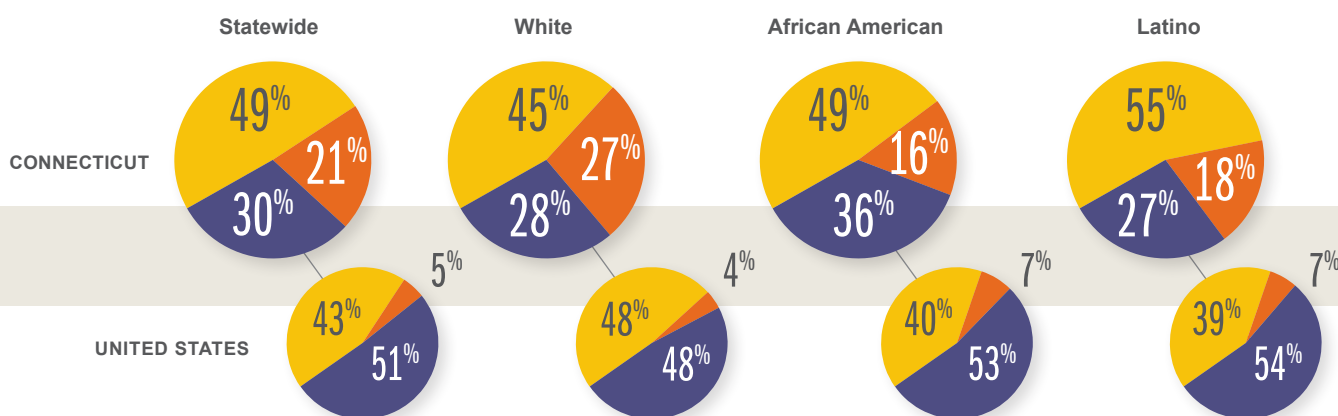
■ CONNECTICUT ■ UNITED STATES



Reasons for Leaving Foster Care

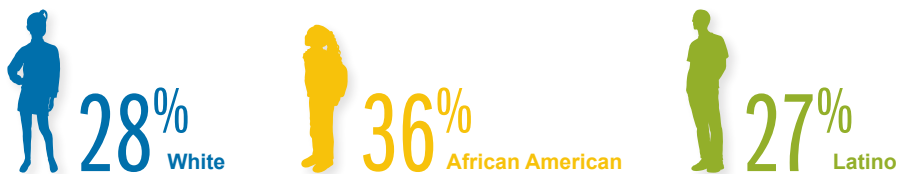
Lingering in foster care, experiencing unstable placement settings while in foster care and leaving foster care without a permanent, legal connection to family are important indicators of how youth in Connecticut are faring.

■ PERMANENCE ■ EMANCIPATION/ AGE-OUT (NON-PERMANENCY) ■ OTHER



Due to rounding some charts may not equal 100%

Percentage of Youth Who Emancipated by Race – Connecticut



Number of Young People in Care on Their 18th and 19th Birthdays

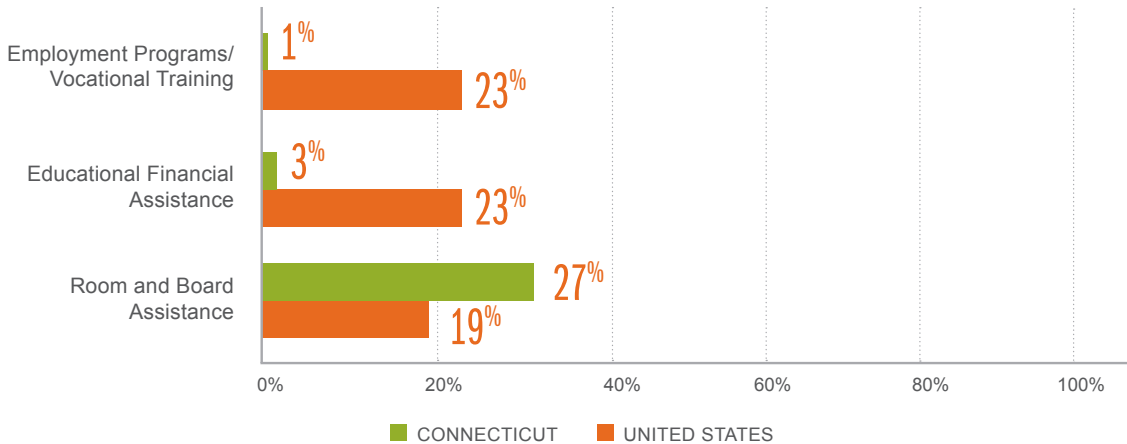
	18TH	19TH		18TH	19TH	
CONNECTICUT	349	172		UNITED STATES	24,797	6,489

Percentage Still in Care on Their 19th Birthday

	WHITE	AFRICAN AMERICAN	LATINO		WHITE	AFRICAN AMERICAN	LATINO	
CONNECTICUT	49%	51%	43%		UNITED STATES	17%	29%	37%

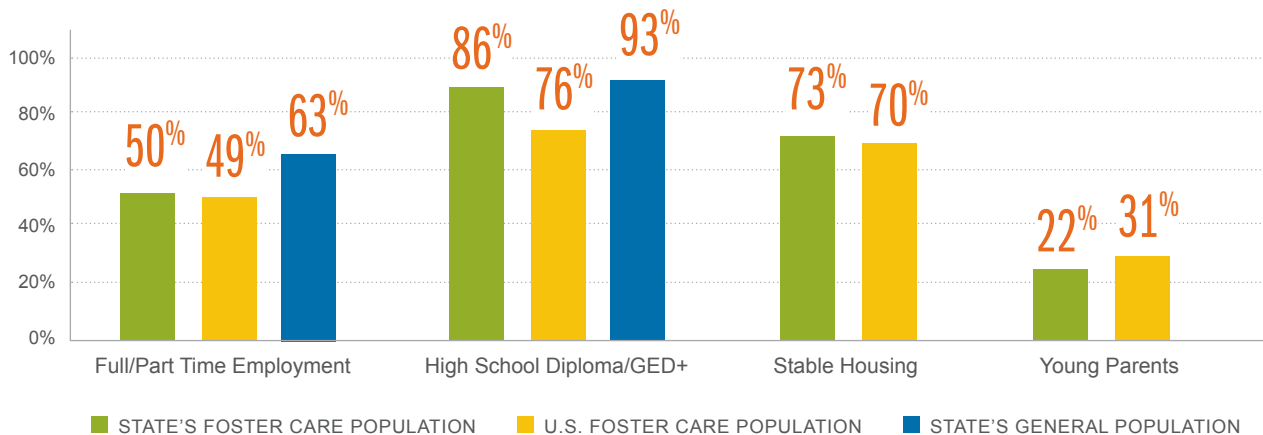
Services

Transition services, such as vocational training and housing assistance, are designed to help young people with foster care experience transition to adulthood. Participation in federally funded transition services provides a window into how well young people are being equipped for employment, education and housing.



Young Adult Outcomes by Age 21

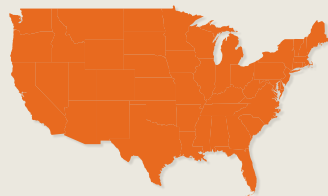
Research shows that young adults who experienced foster care have worse outcomes than their peers in the general population across a variety of spectrums — from education to employment to housing to early parenthood. Examining data on these outcomes in Connecticut is important as we strive to improve the practices, programs and policies that help ensure these young people have the relationships, resources and opportunities they need for well-being and success.



2018 DISTRICT OF COLUMBIA PROFILE

TRANSITION-AGE YOUTH IN FOSTER CARE

The transition from adolescence to adulthood is a pivotal developmental stage as young people learn the skills needed to be healthy and productive adults. This process can be complicated for youth with foster care experience. Here's what we know about the experiences of these youth in District of Columbia.



171,162 or 25%

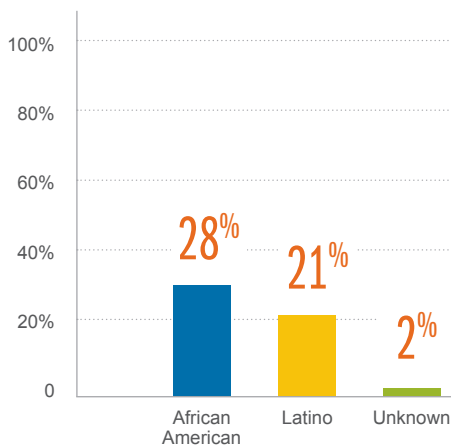
of United States' foster care population is ages 14+



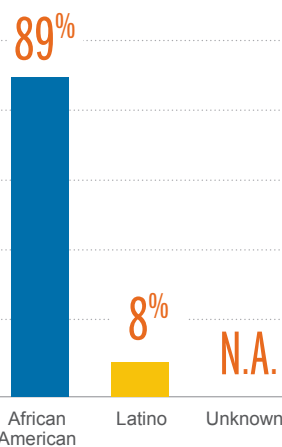
385 or 31%

of District of Columbia's foster care population is ages 14+

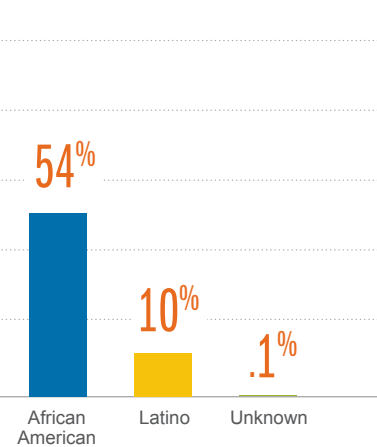
United States Foster Care Population



District of Columbia Foster Care Population



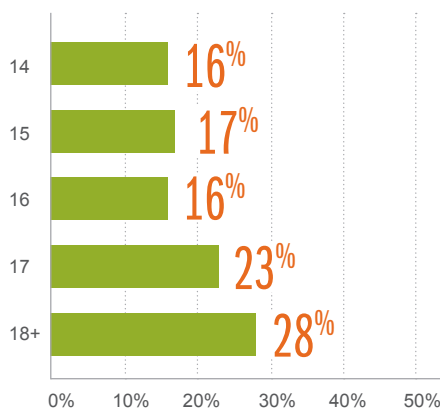
District of Columbia General Population



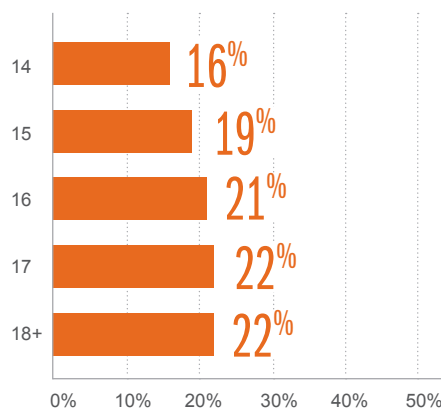
Above charts are based on the three largest racial and ethnic groups in this state for foster care. For additional data, please visit the KIDS COUNT Data Center, <http://datacenter.kidscount.org>.

Youth in Foster Care by Age

DISTRICT OF COLUMBIA

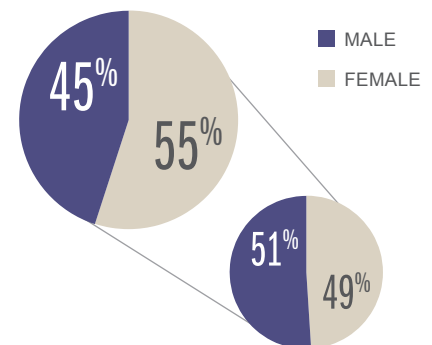


UNITED STATES



Youth in Foster Care by Sex*

DISTRICT OF COLUMBIA

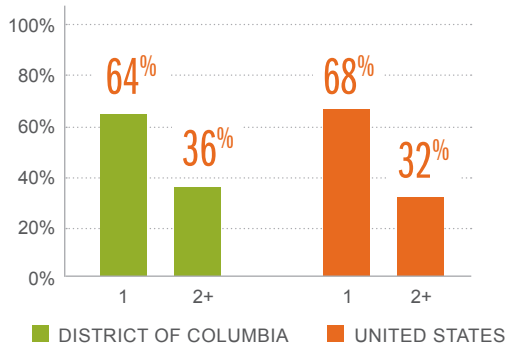


UNITED STATES

* Sex is based on gender at birth.

In addition to the trauma of abuse or neglect that resulted in being removed from their homes and placed in the foster care system, experiences while in foster care — including frequent moves — can lead to worse outcomes for youth. Looking at these indicators helps us understand how youth with foster care experience in District of Columbia are faring and provides insight into the changes needed to improve the lives of these young people.

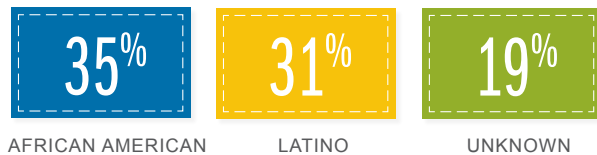
Episodes in the Foster Care System



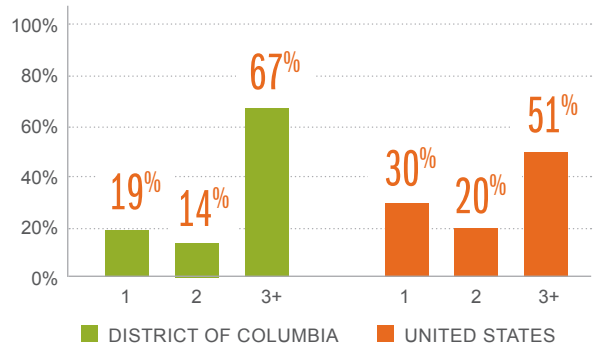
DISTRICT OF COLUMBIA 2+ Foster Care Episodes



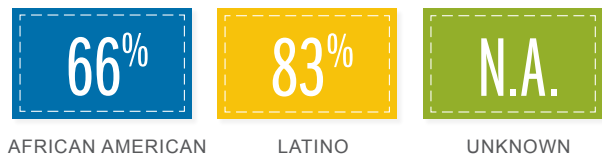
UNITED STATES 2+ Foster Care Episodes



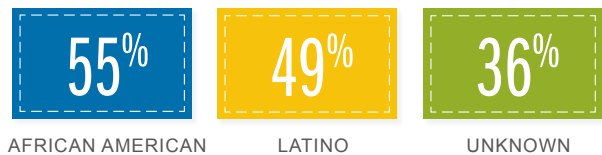
Number of Placements During Most Recent Foster Care Episode



DISTRICT OF COLUMBIA 3+ Foster Care Placements



UNITED STATES 3+ Foster Care Placements



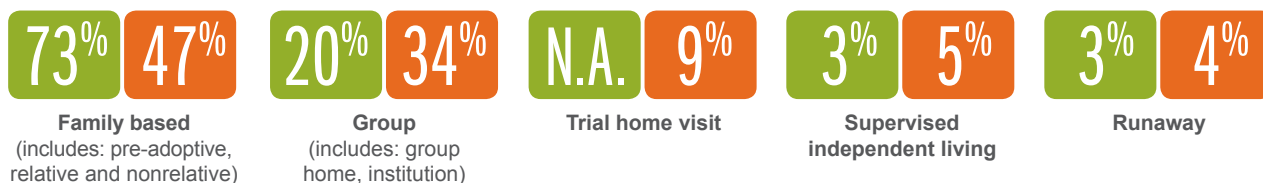
The percentage of young people in each racial and ethnic group who have experienced multiple foster care episodes and placements.

Time in Foster Care by Exit Outcome or Type

	DISTRICT OF COLUMBIA	UNITED STATES
PERMANENCY	34 months	13 months
EMANCIPATION	40 months	34 months
OTHER	0 months	17 months

Placement Type

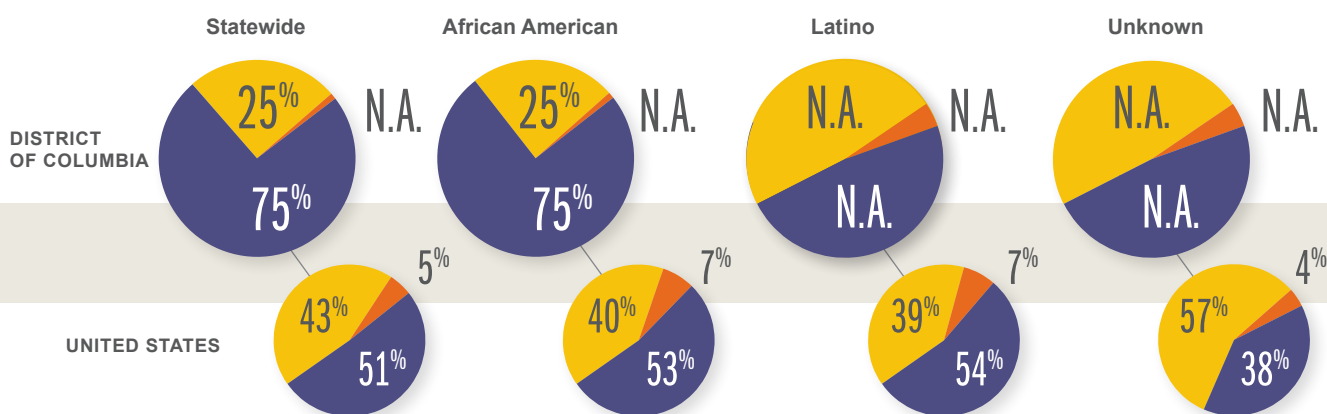
■ DISTRICT OF COLUMBIA ■ UNITED STATES



Reasons for Leaving Foster Care

Lingering in foster care, experiencing unstable placement settings while in foster care and leaving foster care without a permanent, legal connection to family are important indicators of how youth in District of Columbia are faring.

■ PERMANENCE ■ EMANCIPATION/ AGE-OUT (NON-PERMANENCY) ■ OTHER



Due to rounding some charts may not equal 100%

Percentage of Youth Who Emancipated by Race – District of Columbia



Number of Young People in Care on Their 18th and 19th Birthdays

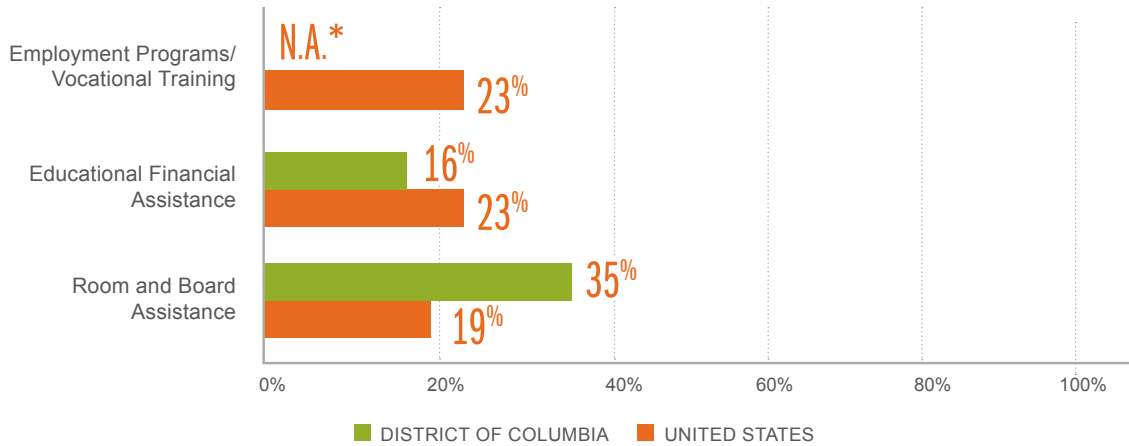
	18TH	19TH		18TH	19TH
DISTRICT OF COLUMBIA	86	16		24,797	6,489
UNITED STATES					

Percentage Still in Care on Their 19th Birthday

	AFRICAN AMERICAN	LATINO	UNKNOWN		AFRICAN AMERICAN	LATINO	UNKNOWN
DISTRICT OF COLUMBIA	19%	N.A.	0		29%	37%	29%
UNITED STATES							

Services

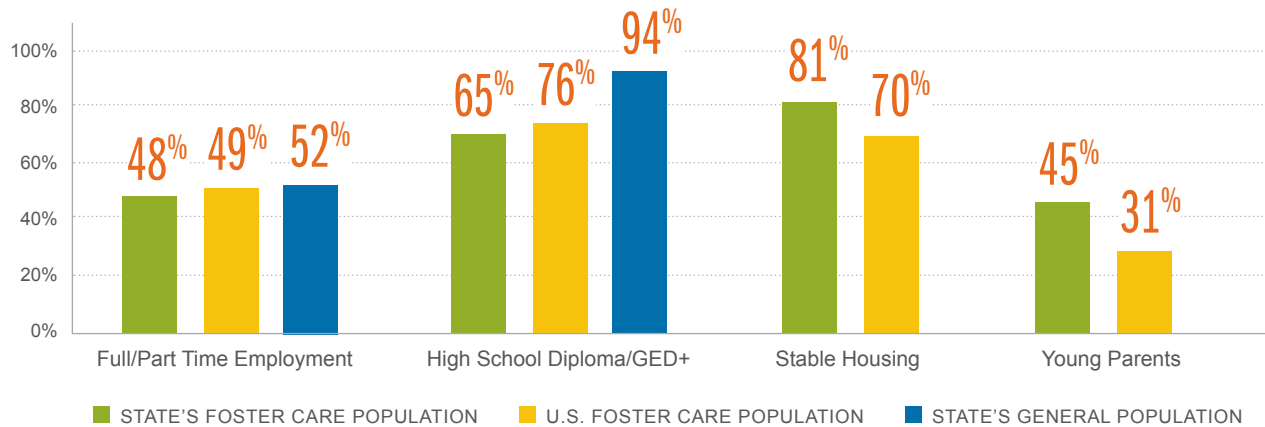
Transition services, such as vocational training and housing assistance, are designed to help young people with foster care experience transition to adulthood. Participation in federally funded transition services provides a window into how well young people are being equipped for employment, education and housing.



* Cannot publish due to a sample size under 10 young people.

Young Adult Outcomes by Age 21

Research shows that young adults who experienced foster care have worse outcomes than their peers in the general population across a variety of spectrums — from education to employment to housing to early parenthood. Examining data on these outcomes in District of Columbia is important as we strive to improve the practices, programs and policies that help ensure these young people have the relationships, resources and opportunities they need for well-being and success.

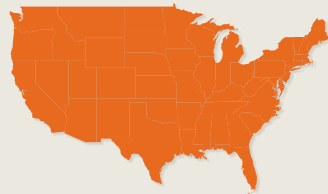




2018 DELAWARE PROFILE

TRANSITION-AGE YOUTH IN FOSTER CARE

The transition from adolescence to adulthood is a pivotal developmental stage as young people learn the skills needed to be healthy and productive adults. This process can be complicated for youth with foster care experience. Here's what we know about the experiences of these youth in Delaware.



171,162 or 25%

of United States' foster care population is ages 14+



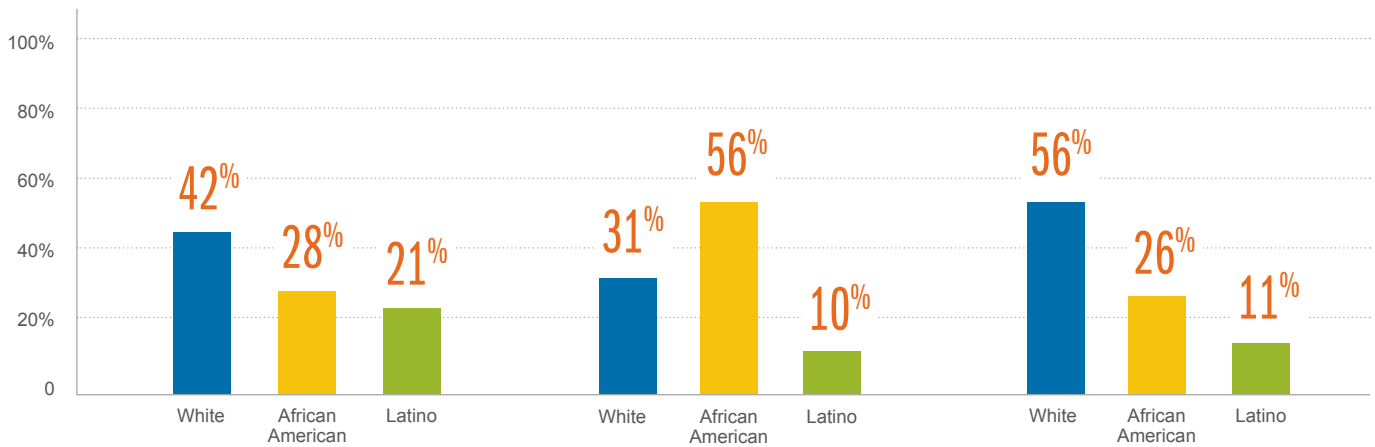
337 or 29%

of Delaware's foster care population is ages 14+

United States Foster Care Population

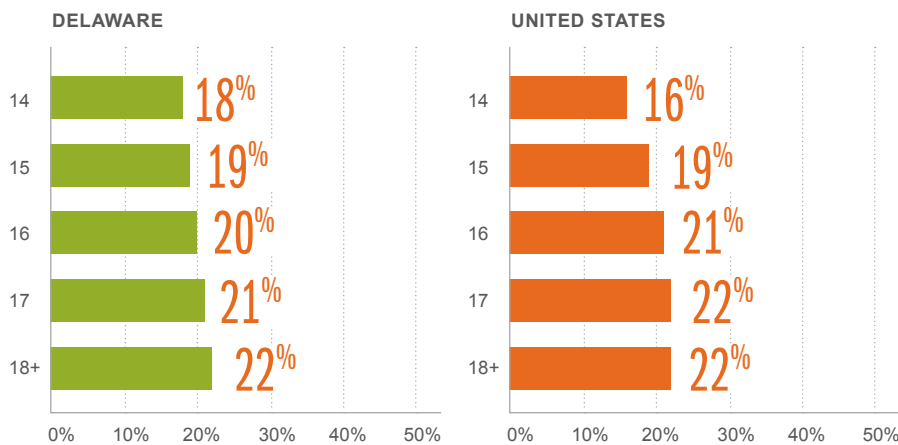
Delaware Foster Care Population

Delaware General Population

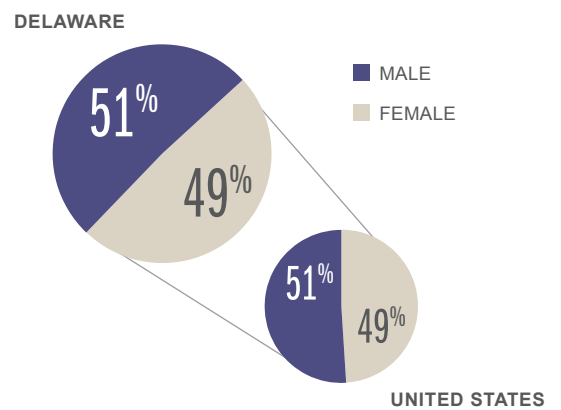


Above charts are based on the three largest racial and ethnic groups in this state for foster care. For additional data, please visit the KIDS COUNT Data Center, <http://datacenter.kidscount.org>.

Youth in Foster Care by Age



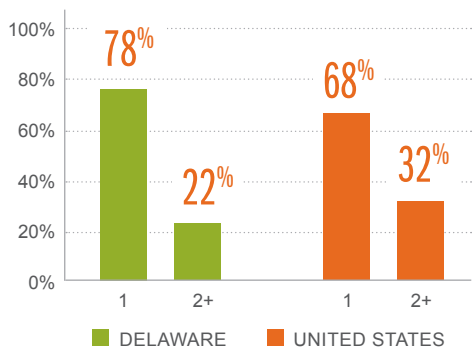
Youth in Foster Care by Sex*



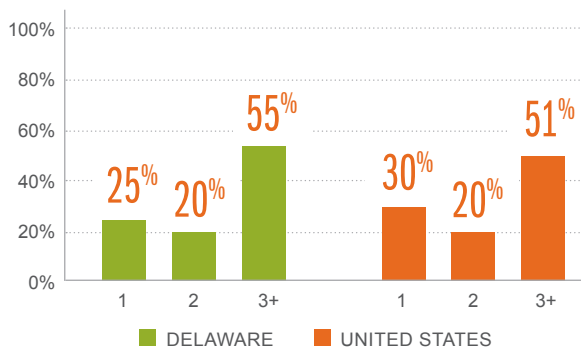
* Sex is based on gender at birth.

In addition to the trauma of abuse or neglect that resulted in being removed from their homes and placed in the foster care system, experiences while in foster care — including frequent moves — can lead to worse outcomes for youth. Looking at these indicators helps us understand how youth with foster care experience in Delaware are faring and provides insight into the changes needed to improve the lives of these young people.

Episodes in the Foster Care System



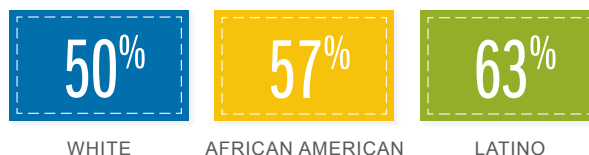
Number of Placements During Most Recent Foster Care Episode



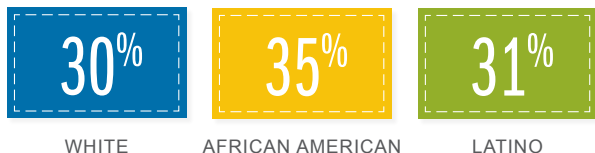
DELAWARE 2+ Foster Care Episodes



DELAWARE 3+ Foster Care Placements



UNITED STATES 2+ Foster Care Episodes



UNITED STATES 3+ Foster Care Placements



The percentage of young people in each racial and ethnic group who have experienced multiple foster care episodes and placements.

Time in Foster Care by Exit Outcome or Type

	DELAWARE	UNITED STATES
PERMANENCY	14 months	13 months
EMANCIPATION	33 months	34 months
OTHER	N.A.	17 months

Placement Type

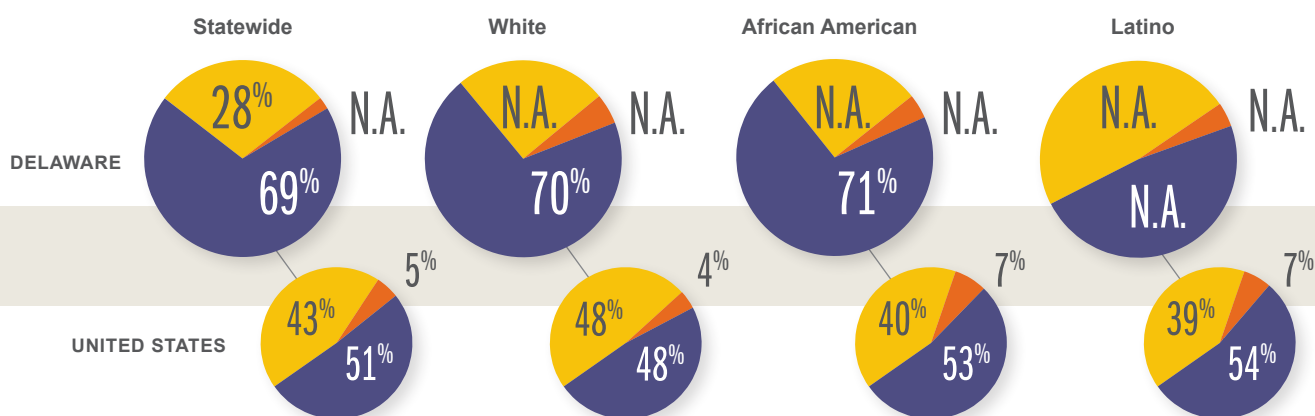
■ DELAWARE ■ UNITED STATES



Reasons for Leaving Foster Care

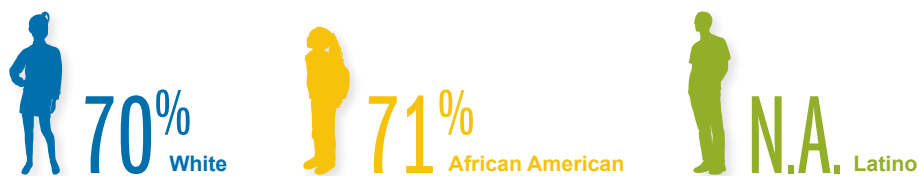
Lingering in foster care, experiencing unstable placement settings while in foster care and leaving foster care without a permanent, legal connection to family are important indicators of how youth in Delaware are faring.

■ PERMANENCE ■ EMANCIPATION/ AGE-OUT (NON-PERMANENCY) ■ OTHER



Due to rounding some charts may not equal 100%

Percentage of Youth Who Emancipated by Race – Delaware



Number of Young People in Care on Their 18th and 19th Birthdays

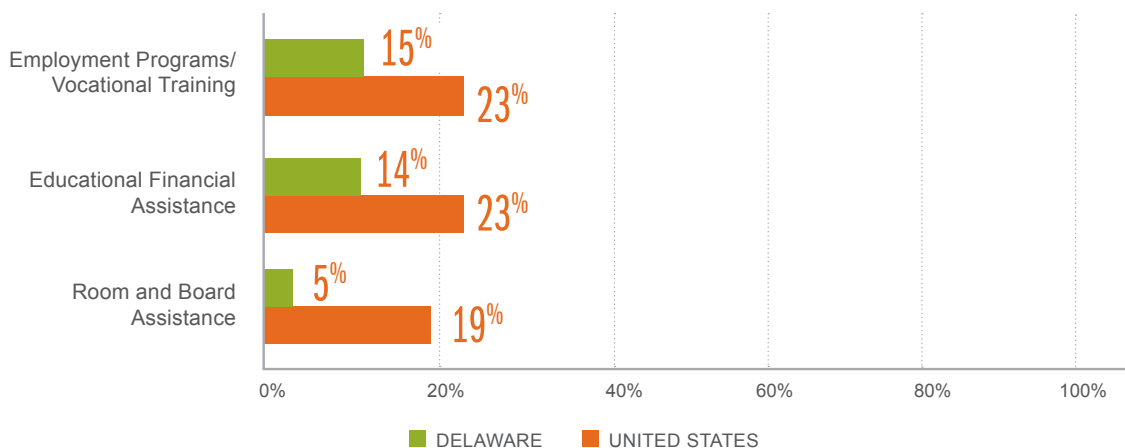
	18TH	19TH		18TH	19TH	
DELAWARE	88	N.A.		UNITED STATES	24,797	6,489

Percentage Still in Care on Their 19th Birthday

	WHITE	AFRICAN AMERICAN	LATINO		WHITE	AFRICAN AMERICAN	LATINO	
DELAWARE	N.A.	N.A.	N.A.		UNITED STATES	17%	29%	37%

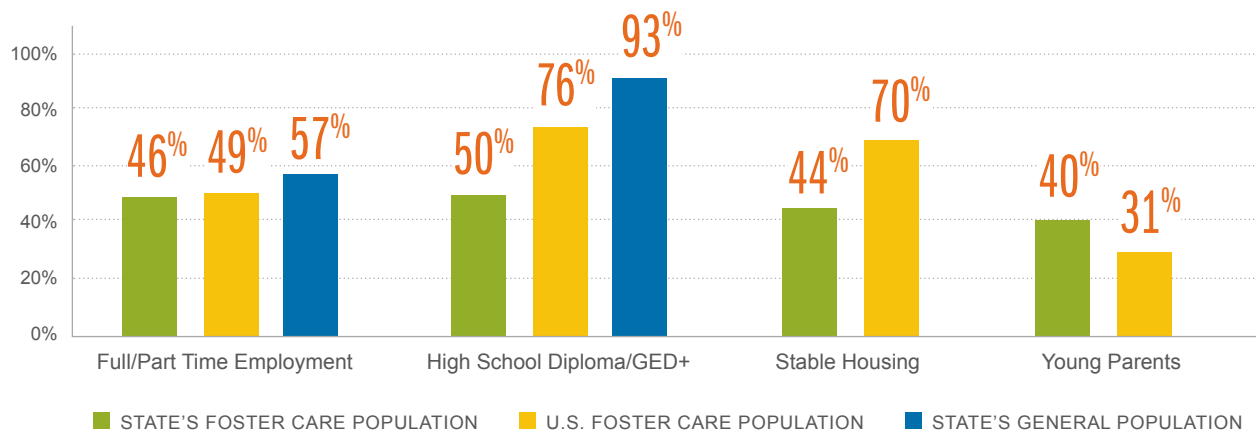
Services

Transition services, such as vocational training and housing assistance, are designed to help young people with foster care experience transition to adulthood. Participation in federally funded transition services provides a window into how well young people are being equipped for employment, education and housing.



Young Adult Outcomes by Age 21

Research shows that young adults who experienced foster care have worse outcomes than their peers in the general population across a variety of spectrums — from education to employment to housing to early parenthood. Examining data on these outcomes in Delaware is important as we strive to improve the practices, programs and policies that help ensure these young people have the relationships, resources and opportunities they need for well-being and success.

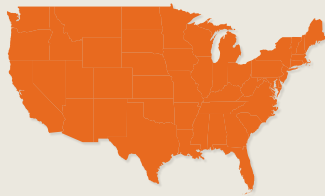




2018 FLORIDA PROFILE

TRANSITION-AGE YOUTH IN FOSTER CARE

The transition from adolescence to adulthood is a pivotal developmental stage as young people learn the skills needed to be healthy and productive adults. This process can be complicated for youth with foster care experience. Here's what we know about the experiences of these youth in Florida.



171,162 or 25%

of United States' foster care population is ages 14+



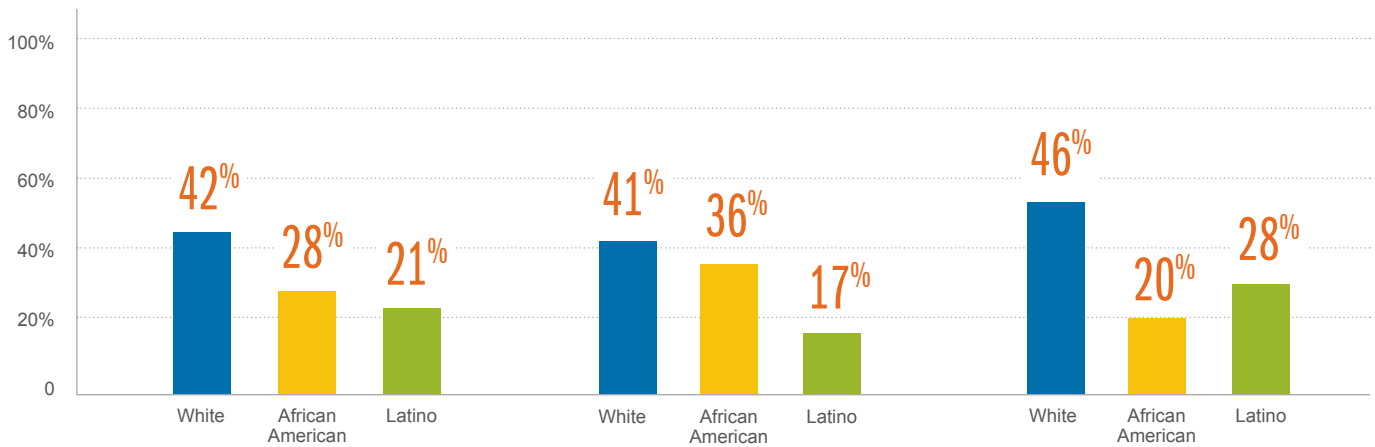
6,558 or 17%

of Florida's foster care population is ages 14+

**United States
Foster Care Population**

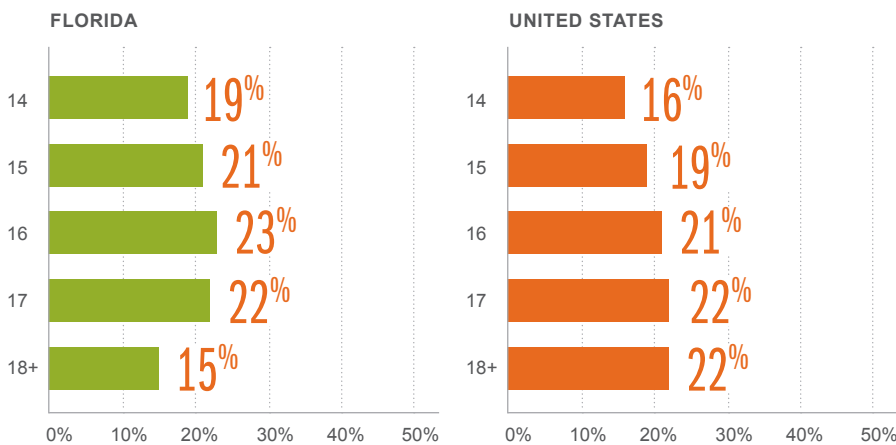
**Florida
Foster Care Population**

**Florida
General Population**

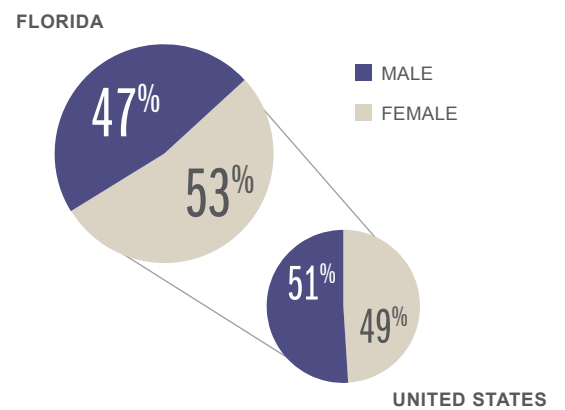


Above charts are based on the three largest racial and ethnic groups in this state for foster care. For additional data, please visit the KIDS COUNT Data Center, <http://datacenter.kidscount.org>.

Youth in Foster Care by Age



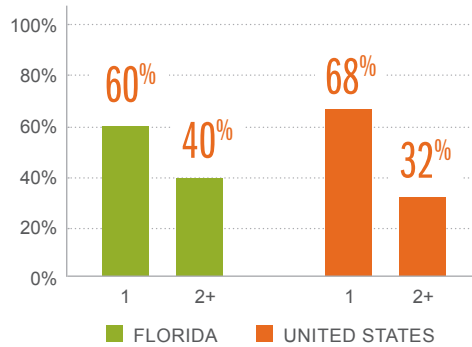
Youth in Foster Care by Sex*



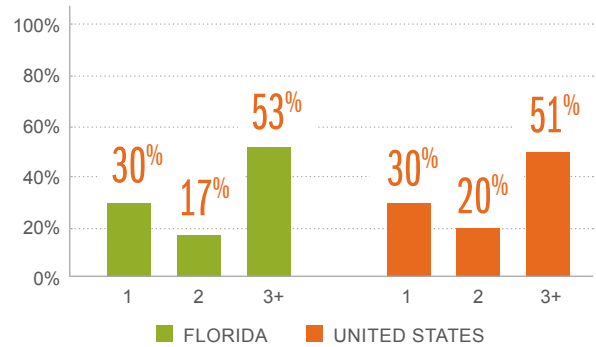
* Sex is based on gender at birth.

In addition to the trauma of abuse or neglect that resulted in being removed from their homes and placed in the foster care system, experiences while in foster care — including frequent moves — can lead to worse outcomes for youth. Looking at these indicators helps us understand how youth with foster care experience in Florida are faring and provides insight into the changes needed to improve the lives of these young people.

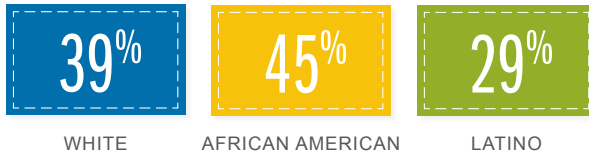
Episodes in the Foster Care System



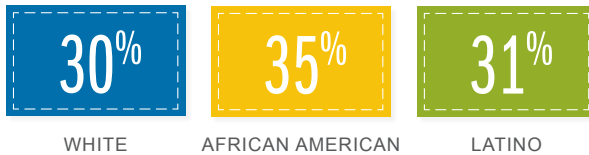
Number of Placements During Most Recent Foster Care Episode



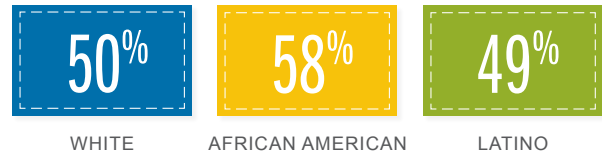
FLORIDA 2+ Foster Care Episodes



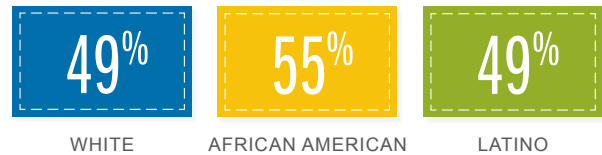
UNITED STATES 2+ Foster Care Episodes



FLORIDA 3+ Foster Care Placements



UNITED STATES 3+ Foster Care Placements



The percentage of young people in each racial and ethnic group who have experienced multiple foster care episodes and placements.

Time in Foster Care by Exit Outcome or Type

	FLORIDA	UNITED STATES
PERMANENCY	13 months	13 months
EMANCIPATION	24 months	34 months
OTHER	N.A.	17 months

Placement Type

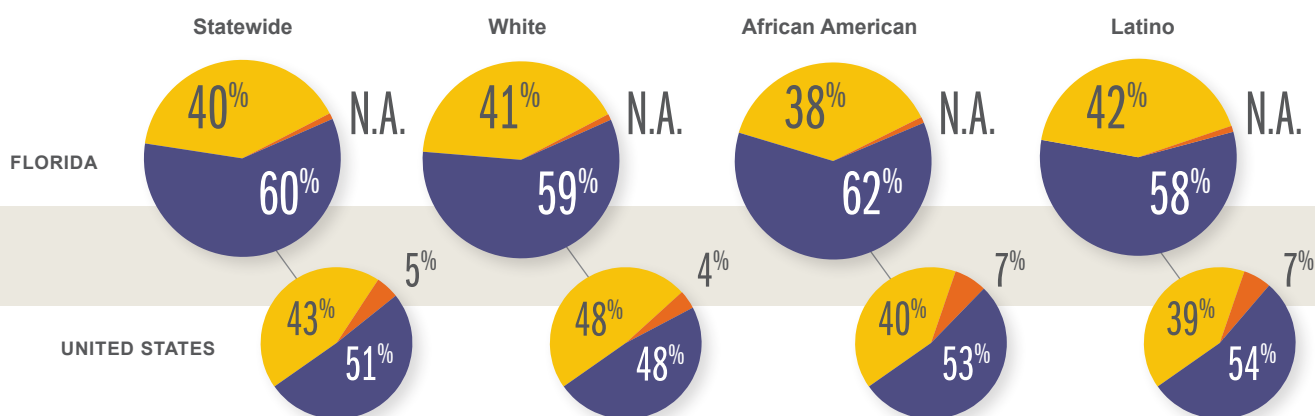
■ FLORIDA ■ UNITED STATES



Reasons for Leaving Foster Care

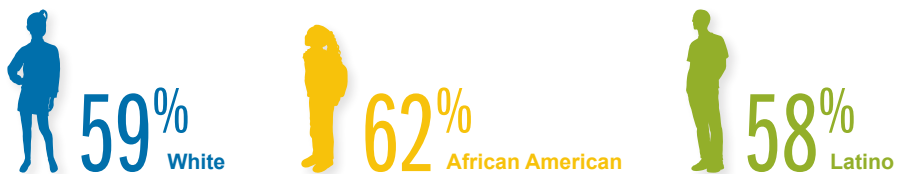
Lingering in foster care, experiencing unstable placement settings while in foster care and leaving foster care without a permanent, legal connection to family are important indicators of how youth in Florida are faring.

■ PERMANENCE ■ EMANCIPATION/ AGE-OUT (NON-PERMANENCY) ■ OTHER



Due to rounding some charts may not equal 100%

Percentage of Youth Who Emancipated by Race – Florida



Number of Young People in Care on Their 18th and 19th Birthdays

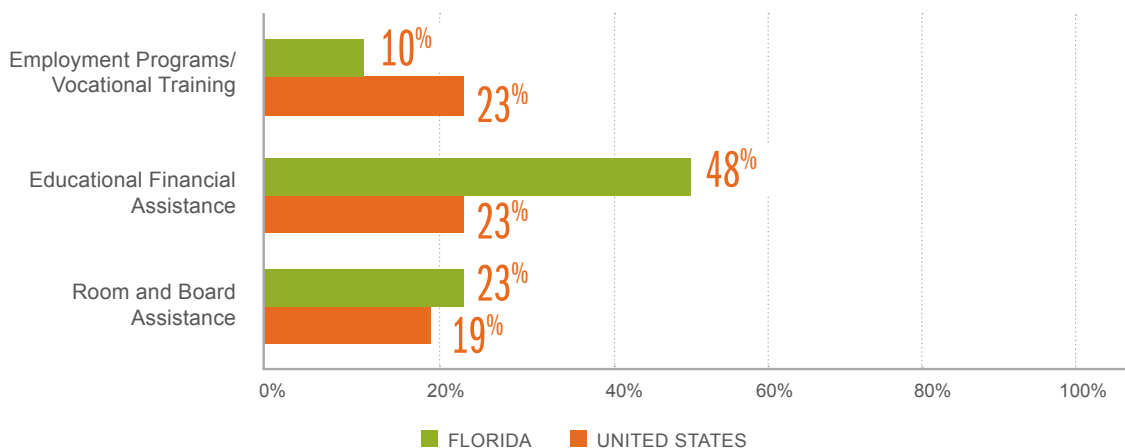
	18TH	19TH		18TH	19TH	
FLORIDA	945	N.A.		UNITED STATES	24,797	6,489

Percentage Still in Care on Their 19th Birthday

	WHITE	AFRICAN AMERICAN	LATINO		WHITE	AFRICAN AMERICAN	LATINO	
FLORIDA	N.A.	N.A.	N.A.		UNITED STATES	17%	29%	37%

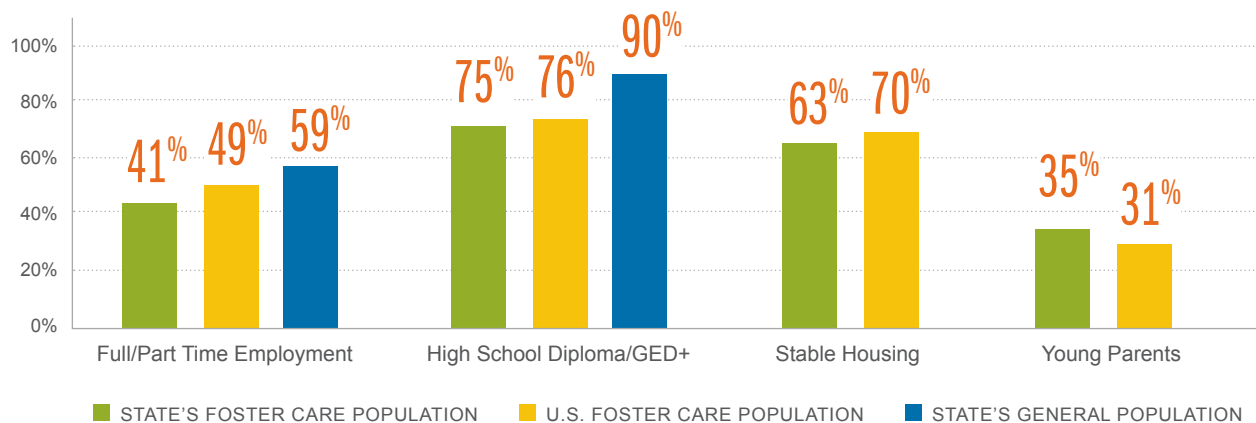
Services

Transition services, such as vocational training and housing assistance, are designed to help young people with foster care experience transition to adulthood. Participation in federally funded transition services provides a window into how well young people are being equipped for employment, education and housing.



Young Adult Outcomes by Age 21

Research shows that young adults who experienced foster care have worse outcomes than their peers in the general population across a variety of spectrums — from education to employment to housing to early parenthood. Examining data on these outcomes in Florida is important as we strive to improve the practices, programs and policies that help ensure these young people have the relationships, resources and opportunities they need for well-being and success.

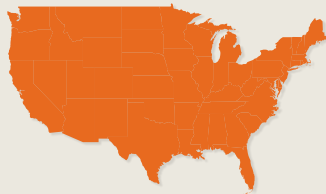




2018 GEORGIA PROFILE

TRANSITION-AGE YOUTH IN FOSTER CARE

The transition from adolescence to adulthood is a pivotal developmental stage as young people learn the skills needed to be healthy and productive adults. This process can be complicated for youth with foster care experience. Here's what we know about the experiences of these youth in Georgia.



171,162 or 25%

of United States' foster care population is ages 14+



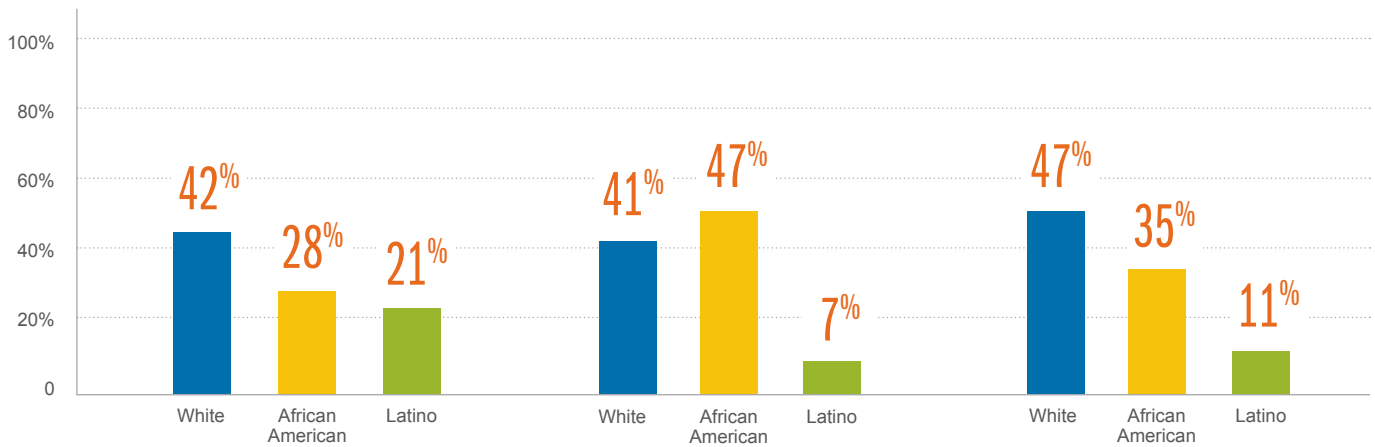
4,351 or 23%

of Georgia's foster care population is ages 14+

United States Foster Care Population

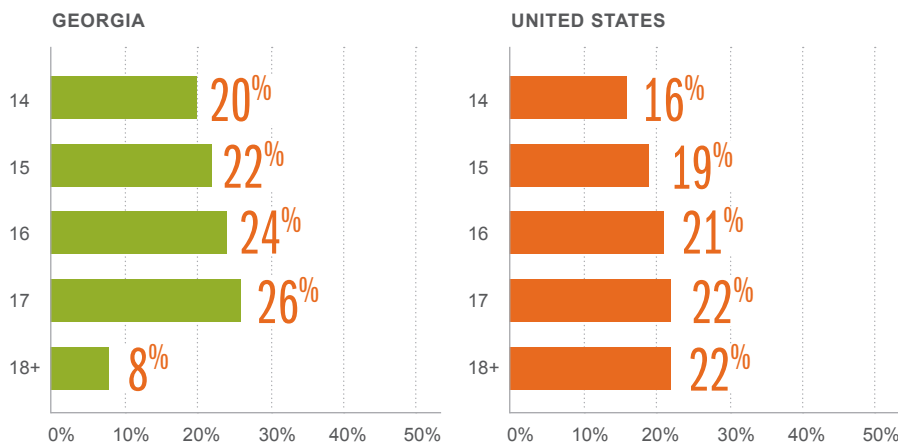
Georgia Foster Care Population

Georgia General Population

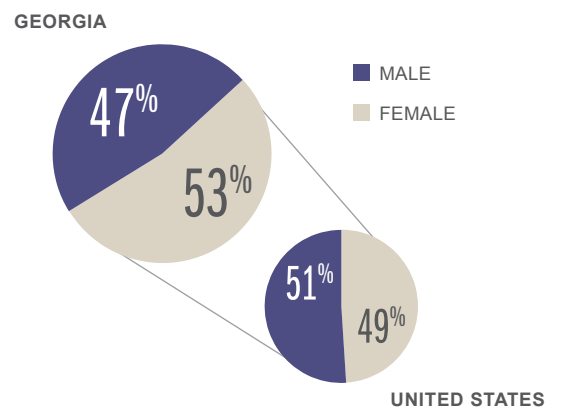


Above charts are based on the three largest racial and ethnic groups in this state for foster care. For additional data, please visit the KIDS COUNT Data Center, <http://datacenter.kidscount.org>.

Youth in Foster Care by Age



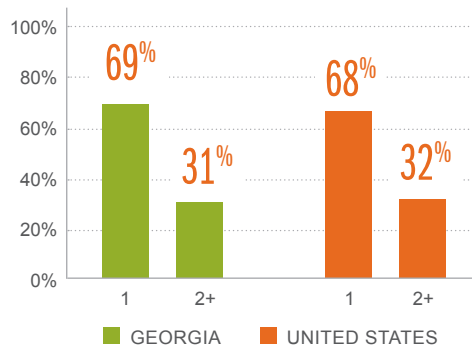
Youth in Foster Care by Sex*



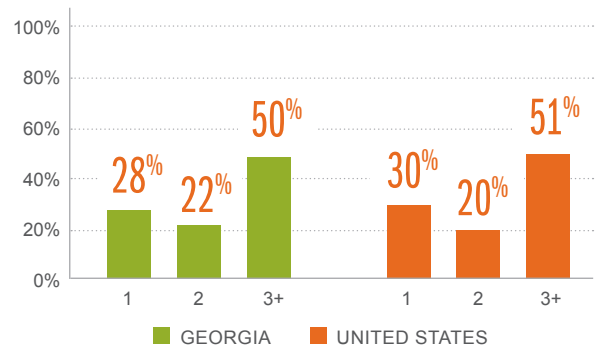
* Sex is based on gender at birth.

In addition to the trauma of abuse or neglect that resulted in being removed from their homes and placed in the foster care system, experiences while in foster care — including frequent moves — can lead to worse outcomes for youth. Looking at these indicators helps us understand how youth with foster care experience in Georgia are faring and provides insight into the changes needed to improve the lives of these young people.

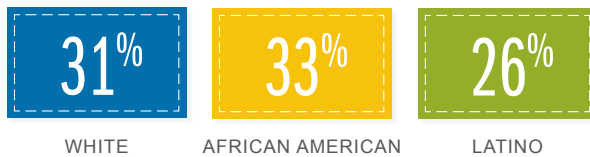
Episodes in the Foster Care System



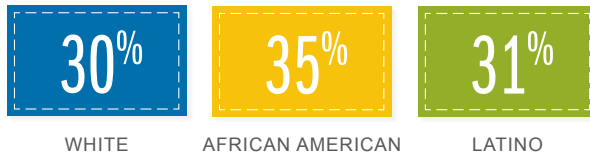
Number of Placements During Most Recent Foster Care Episode



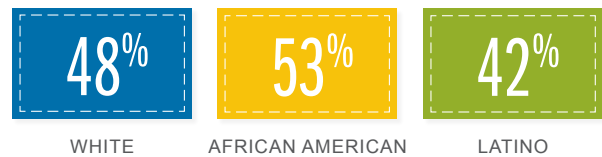
GEORGIA 2+ Foster Care Episodes



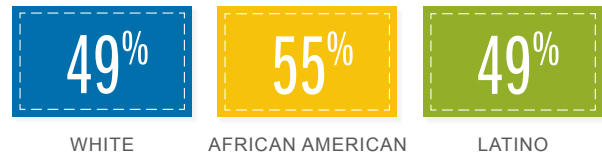
UNITED STATES 2+ Foster Care Episodes



GEORGIA 3+ Foster Care Placements



UNITED STATES 3+ Foster Care Placements



The percentage of young people in each racial and ethnic group who have experienced multiple foster care episodes and placements.

Time in Foster Care by Exit Outcome or Type

	GEORGIA	UNITED STATES
PERMANENCY	10 months	13 months
EMANCIPATION	24 months	34 months
OTHER	13 months	17 months

Placement Type

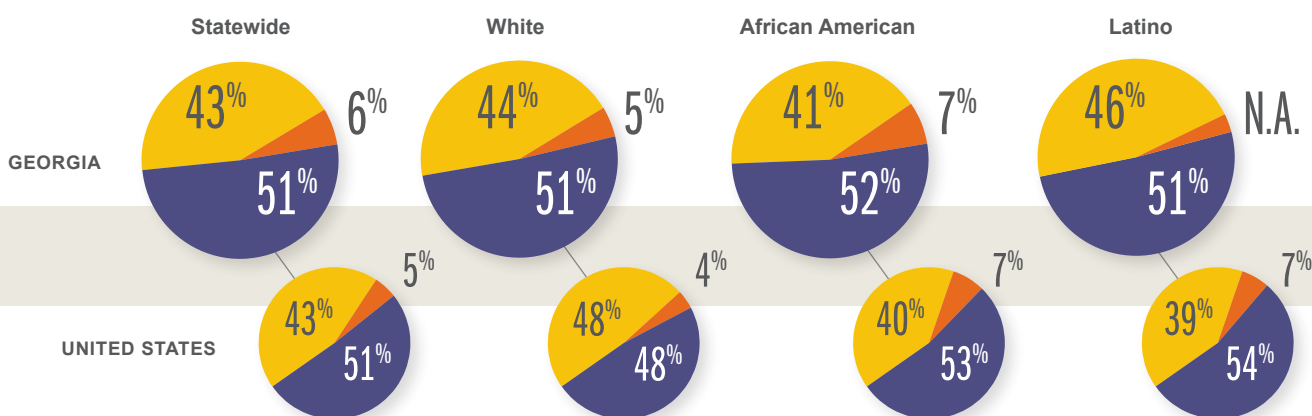
■ GEORGIA ■ UNITED STATES



Reasons for Leaving Foster Care

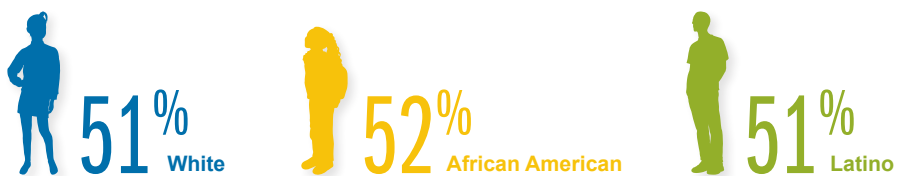
Lingering in foster care, experiencing unstable placement settings while in foster care and leaving foster care without a permanent, legal connection to family are important indicators of how youth in Georgia are faring.

■ PERMANENCE ■ EMANCIPATION/ AGE-OUT (NON-PERMANENCY) ■ OTHER



Due to rounding some charts may not equal 100%

Percentage of Youth Who Emancipated by Race – Georgia



Number of Young People in Care on Their 18th and 19th Birthdays

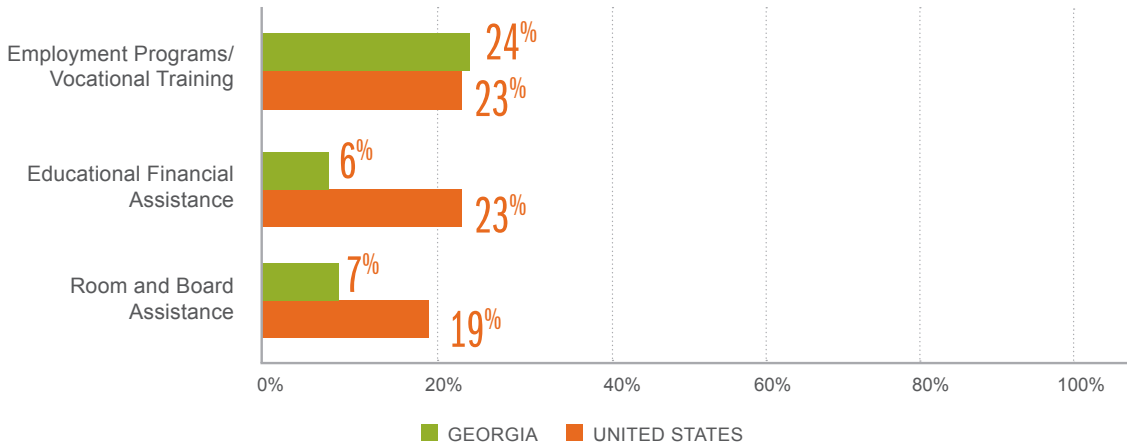
	18TH	19TH		18TH	19TH
GEORGIA	505	N.A.		UNITED STATES	24,797
					6,489

Percentage Still in Care on Their 19th Birthday

	WHITE	AFRICAN AMERICAN	LATINO		WHITE	AFRICAN AMERICAN	LATINO
GEORGIA	N.A.	N.A.	N.A.		UNITED STATES	17%	29%
						29%	37%

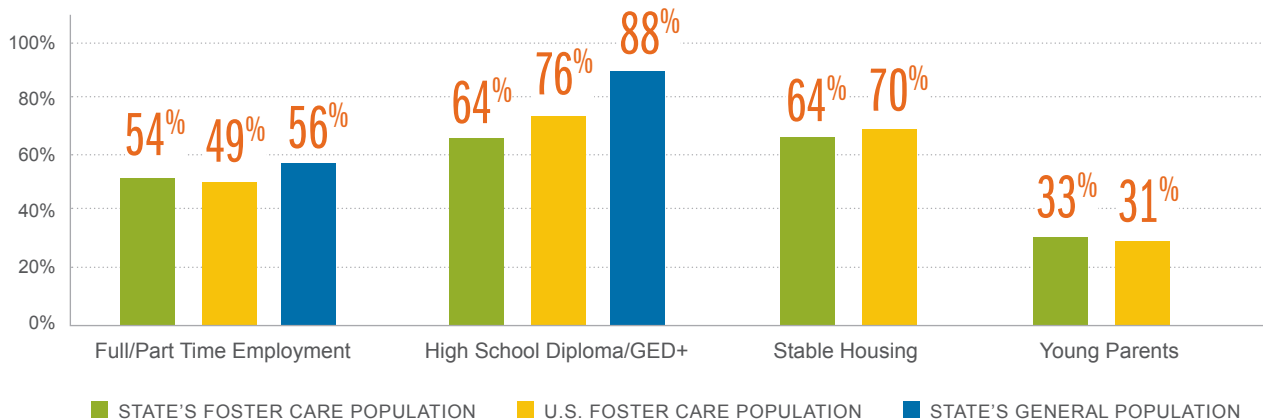
Services

Transition services, such as vocational training and housing assistance, are designed to help young people with foster care experience transition to adulthood. Participation in federally funded transition services provides a window into how well young people are being equipped for employment, education and housing.



Young Adult Outcomes by Age 21

Research shows that young adults who experienced foster care have worse outcomes than their peers in the general population across a variety of spectrums — from education to employment to housing to early parenthood. Examining data on these outcomes in Georgia is important as we strive to improve the practices, programs and policies that help ensure these young people have the relationships, resources and opportunities they need for well-being and success.

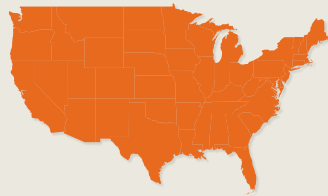




2018 HAWAII PROFILE

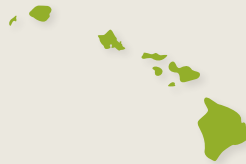
TRANSITION-AGE YOUTH IN FOSTER CARE

The transition from adolescence to adulthood is a pivotal developmental stage as young people learn the skills needed to be healthy and productive adults. This process can be complicated for youth with foster care experience. Here's what we know about the experiences of these youth in Hawaii.



171,162 or 25%

of United States' foster care population is ages 14+



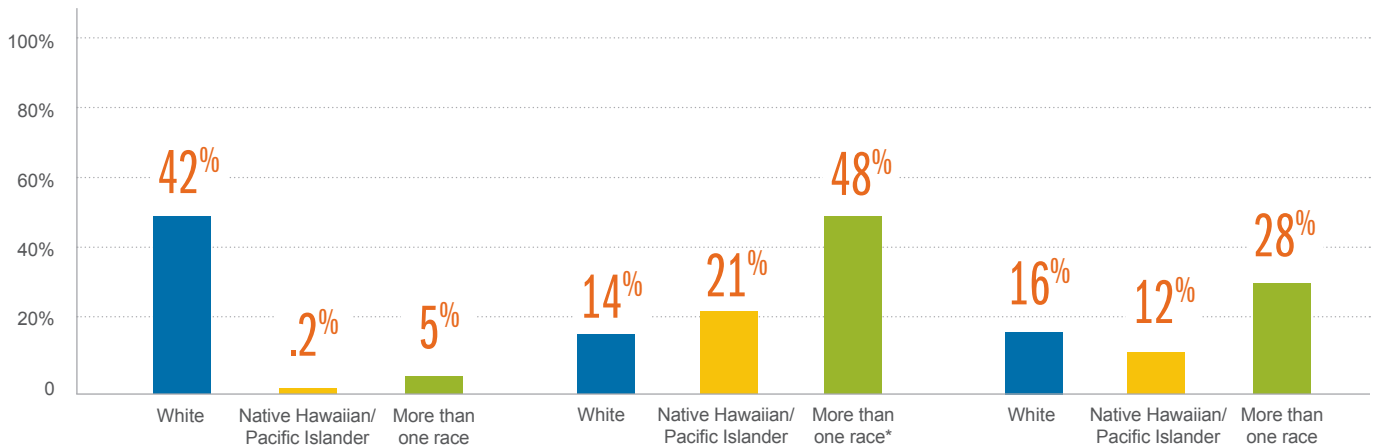
518 or 21%

of Hawaii's foster care population is ages 14+

**United States
Foster Care Population**

**Hawaii
Foster Care Population**

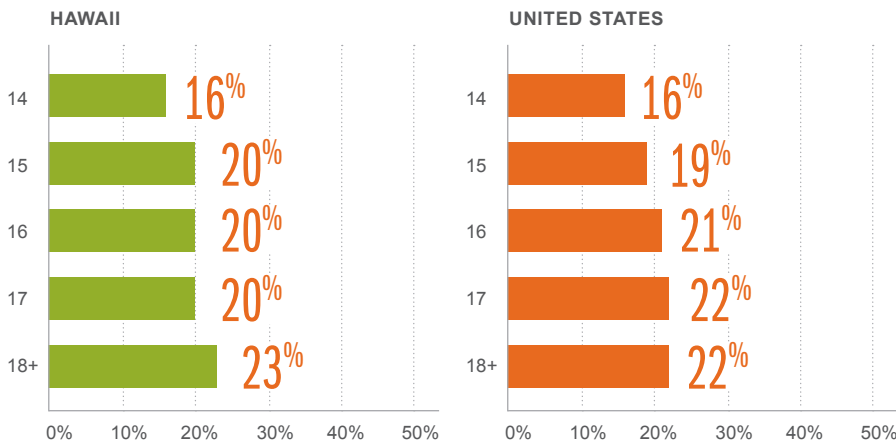
**Hawaii
General Population**



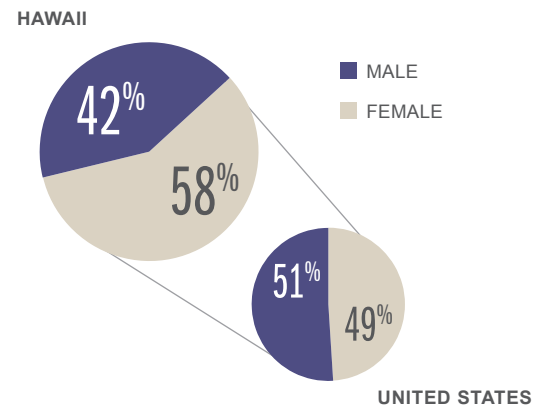
Above charts are based on the three largest racial and ethnic groups in this state for foster care. For additional data, please visit the KIDS COUNT Data Center, <http://datacenter.kidscount.org>.

*More than one race may include young people who identify as part Native Hawaiian.

Youth in Foster Care by Age



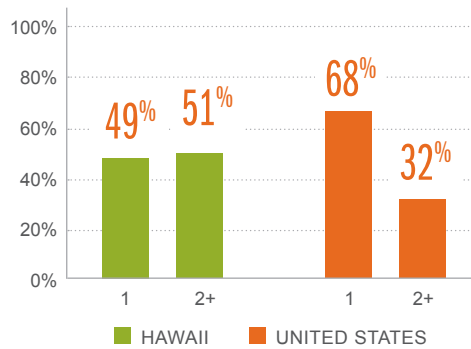
Youth in Foster Care by Sex*



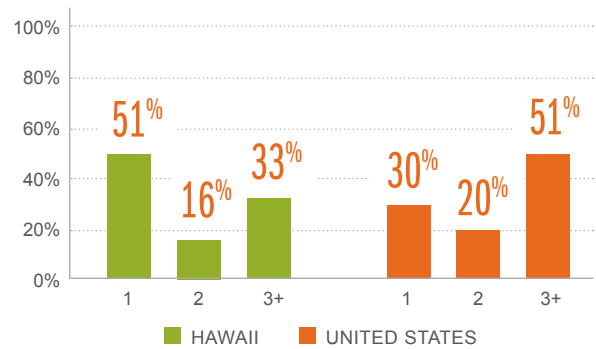
* Sex is based on gender at birth.

In addition to the trauma of abuse or neglect that resulted in being removed from their homes and placed in the foster care system, experiences while in foster care — including frequent moves — can lead to worse outcomes for youth. Looking at these indicators helps us understand how youth with foster care experience in Hawaii are faring and provides insight into the changes needed to improve the lives of these young people.

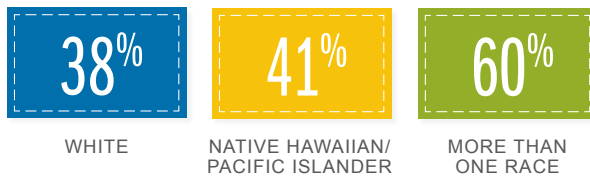
Episodes in the Foster Care System



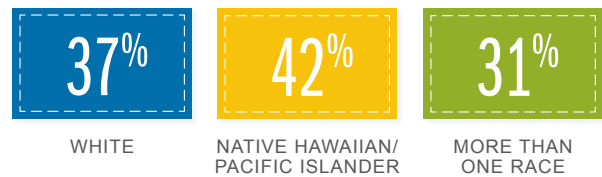
Number of Placements During Most Recent Foster Care Episode



HAWAII 2+ Foster Care Episodes



HAWAII 3+ Foster Care Placements



UNITED STATES 2+ Foster Care Episodes



UNITED STATES 3+ Foster Care Placements



The percentage of young people in each racial and ethnic group who have experienced multiple foster care episodes and placements.

Time in Foster Care by Exit Outcome or Type

	HAWAII	UNITED STATES
PERMANENCY	12 months	13 months
EMANCIPATION	21 months	34 months
OTHER	0 months	17 months

Placement Type

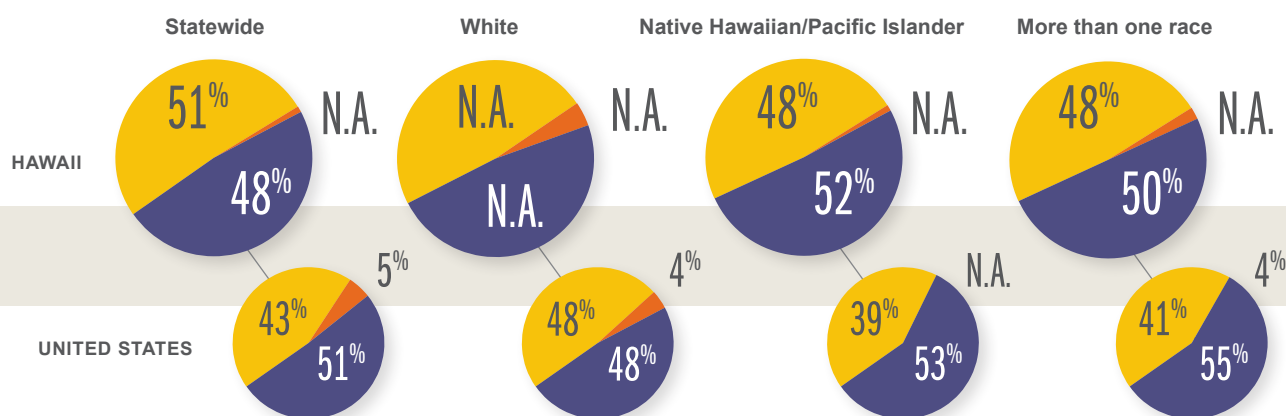
■ HAWAII ■ UNITED STATES



Reasons for Leaving Foster Care

Lingering in foster care, experiencing unstable placement settings while in foster care and leaving foster care without a permanent, legal connection to family are important indicators of how youth in Hawaii are faring.

■ PERMANENCE ■ EMANCIPATION/ AGE-OUT (NON-PERMANENCY) ■ OTHER



Due to rounding some charts may not equal 100%

Percentage of Youth Who Emancipated by Race – Hawaii



Number of Young People in Care on Their 18th and 19th Birthdays

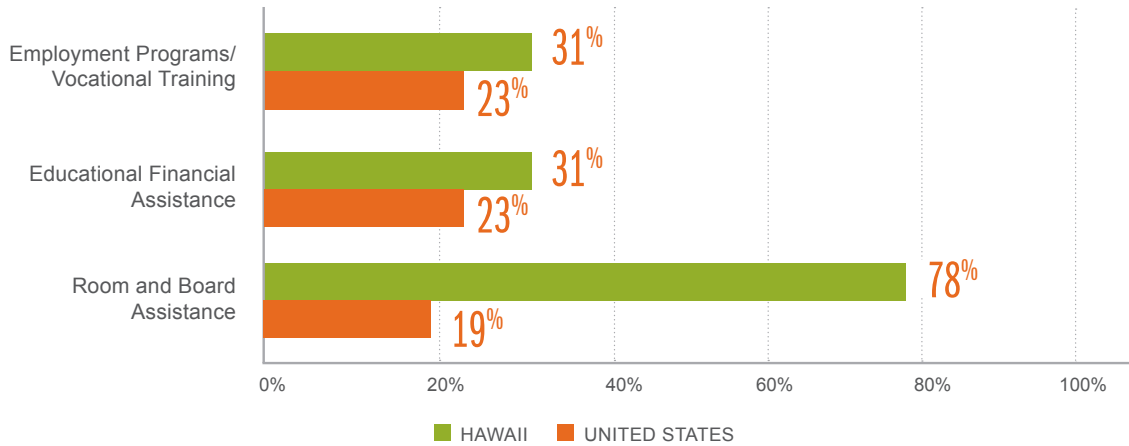
	18TH	19TH		18TH	19TH	
HAWAII	64	30		UNITED STATES	24,797	6,489

Percentage Still in Care on Their 19th Birthday

	WHITE	NATIVE HAWAIIAN/PACIFIC ISLANDER	MORE THAN ONE RACE		WHITE	NATIVE HAWAIIAN/PACIFIC ISLANDER	MORE THAN ONE RACE	
HAWAII	N.A.	N.A.	N.A.		UNITED STATES	17%	37%	24%

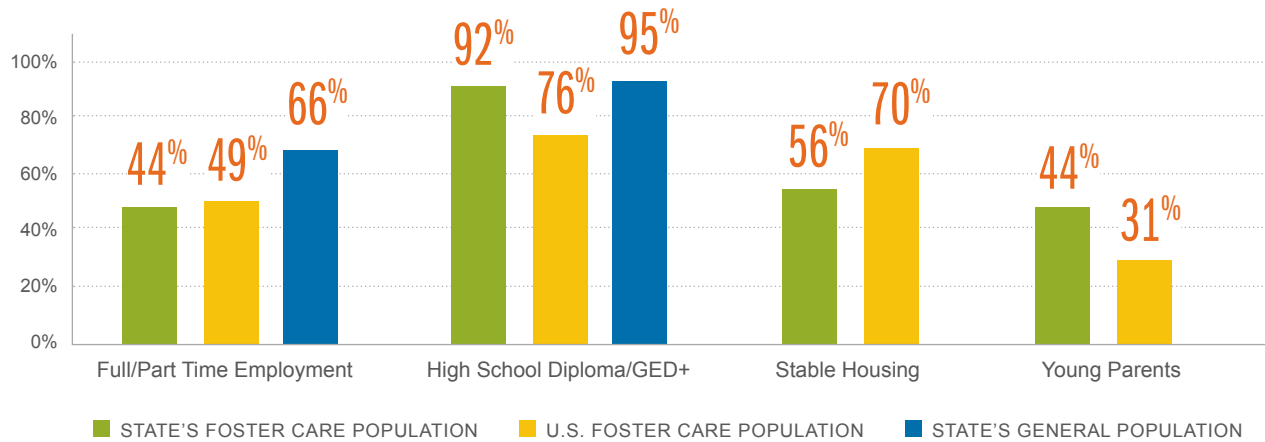
Services

Transition services, such as vocational training and housing assistance, are designed to help young people with foster care experience transition to adulthood. Participation in federally funded transition services provides a window into how well young people are being equipped for employment, education and housing.



Young Adult Outcomes by Age 21

Research shows that young adults who experienced foster care have worse outcomes than their peers in the general population across a variety of spectrums — from education to employment to housing to early parenthood. Examining data on these outcomes in Hawaii is important as we strive to improve the practices, programs and policies that help ensure these young people have the relationships, resources and opportunities they need for well-being and success.

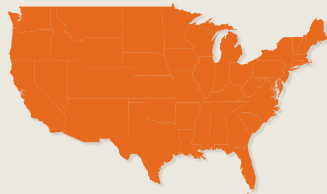




2018 IDAHO PROFILE

TRANSITION-AGE YOUTH IN FOSTER CARE

The transition from adolescence to adulthood is a pivotal developmental stage as young people learn the skills needed to be healthy and productive adults. This process can be complicated for youth with foster care experience. Here's what we know about the experiences of these youth in Idaho.



171,162 or 25%

of United States' foster care population is ages 14+



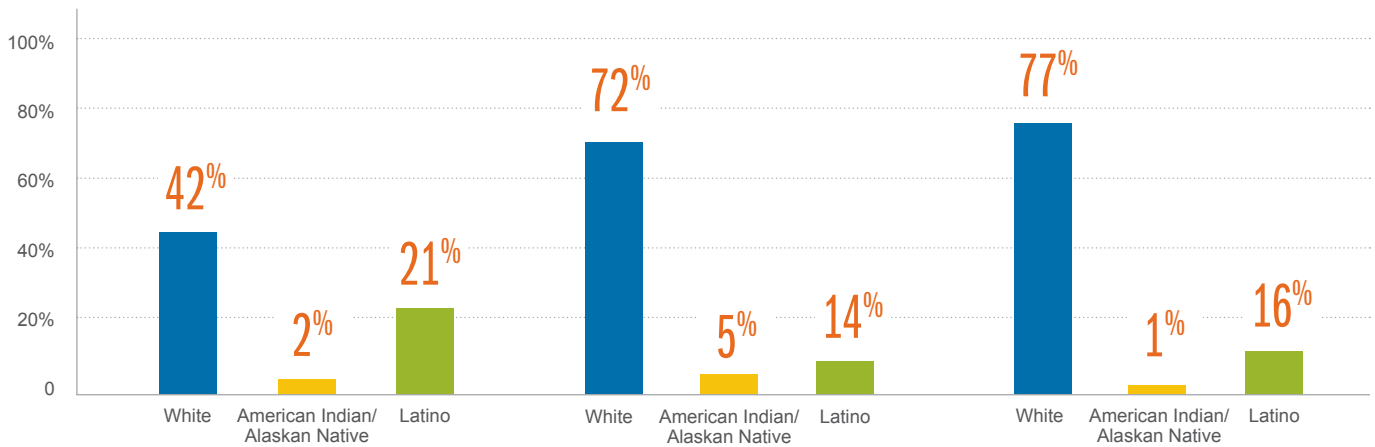
532 or 21%

of Idaho's foster care population is ages 14+

United States Foster Care Population

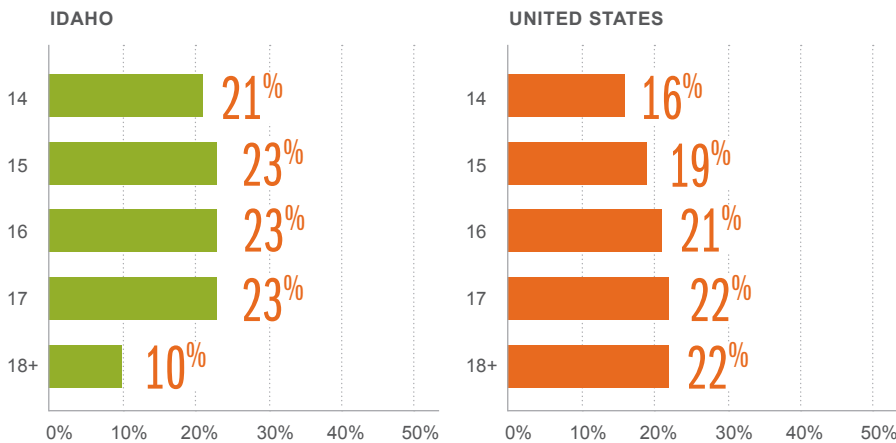
Idaho Foster Care Population

Idaho General Population

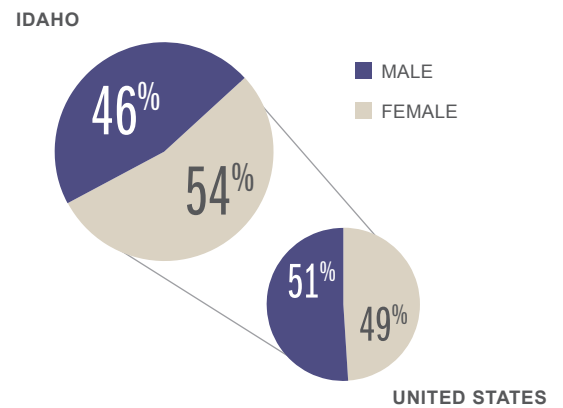


Above charts are based on the three largest racial and ethnic groups in this state for foster care. For additional data, please visit the KIDS COUNT Data Center, <http://datacenter.kidscount.org>.

Youth in Foster Care by Age



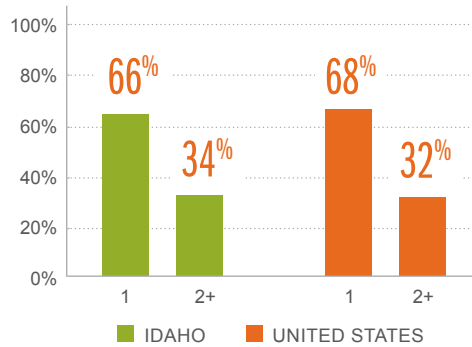
Youth in Foster Care by Sex*



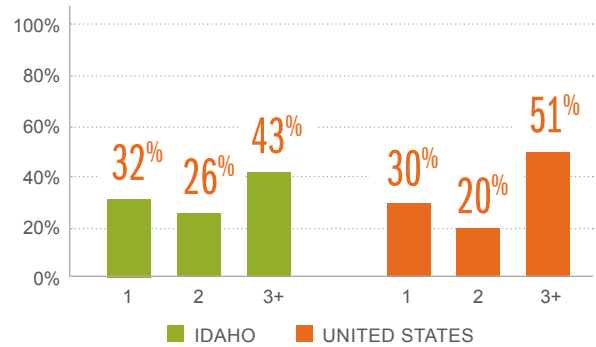
* Sex is based on gender at birth.

In addition to the trauma of abuse or neglect that resulted in being removed from their homes and placed in the foster care system, experiences while in foster care — including frequent moves — can lead to worse outcomes for youth. Looking at these indicators helps us understand how youth with foster care experience in Idaho are faring and provides insight into the changes needed to improve the lives of these young people.

Episodes in the Foster Care System



Number of Placements During Most Recent Foster Care Episode



IDAHO 2+ Foster Care Episodes



IDAHO 3+ Foster Care Placements



UNITED STATES 2+ Foster Care Episodes



UNITED STATES 3+ Foster Care Placements



The percentage of young people in each racial and ethnic group who have experienced multiple foster care episodes and placements.

Time in Foster Care by Exit Outcome or Type

	IDAHO	UNITED STATES
PERMANENCY	12 months	13 months
EMANCIPATION	20 months	34 months
OTHER	N.A.	17 months

Placement Type

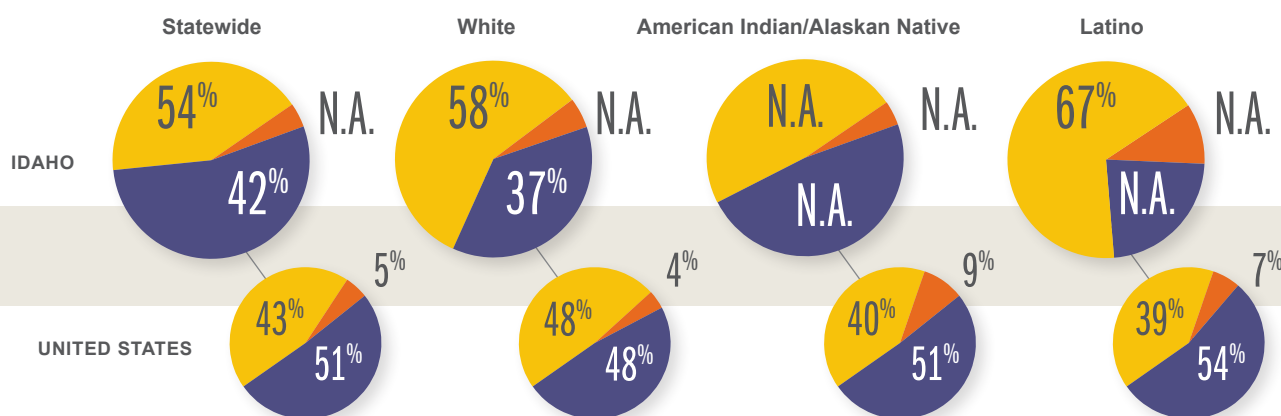
■ IDAHO ■ UNITED STATES



Reasons for Leaving Foster Care

Lingering in foster care, experiencing unstable placement settings while in foster care and leaving foster care without a permanent, legal connection to family are important indicators of how youth in Idaho are faring.

■ PERMANENCE ■ EMANCIPATION/ AGE-OUT (NON-PERMANENCY) ■ OTHER



Due to rounding some charts may not equal 100%

Percentage of Youth Who Emancipated by Race – Idaho



Number of Young People in Care on Their 18th and 19th Birthdays

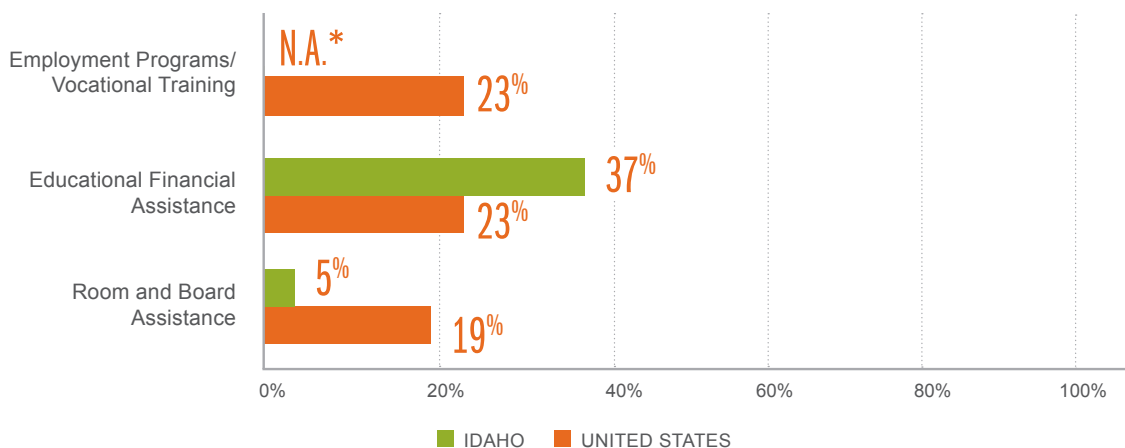
	18TH	19TH		18TH	19TH	
IDAHO	62	N.A.		UNITED STATES	24,797	6,489

Percentage Still in Care on Their 19th Birthday

	WHITE	AMERICAN INDIAN/ALASKAN NATIVE	LATINO		WHITE	AMERICAN INDIAN/ALASKAN NATIVE	LATINO	
IDAHO	N.A.	N.A.	N.A.		UNITED STATES	17%	15%	37%

Services

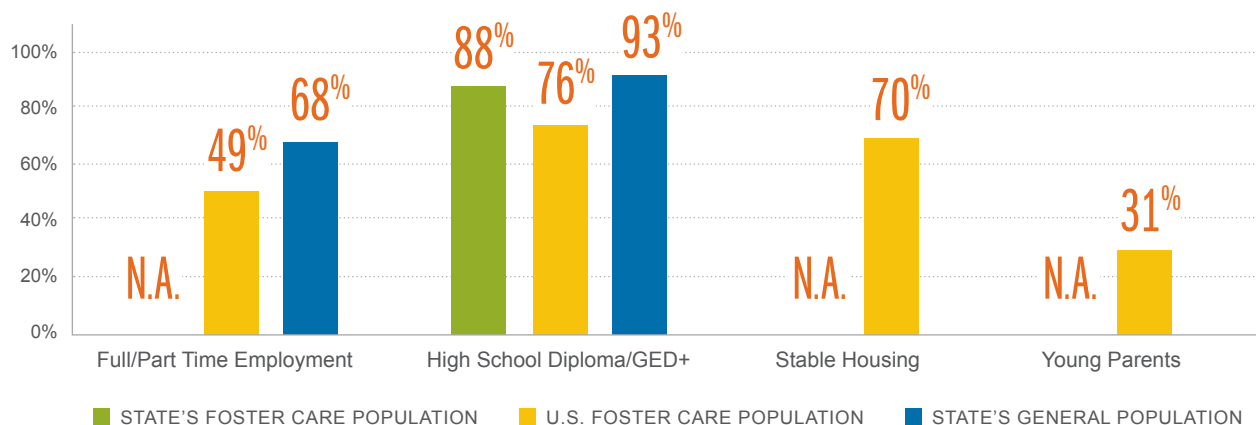
Transition services, such as vocational training and housing assistance, are designed to help young people with foster care experience transition to adulthood. Participation in federally funded transition services provides a window into how well young people are being equipped for employment, education and housing.



* Cannot publish due to a sample size under 10 young people.

Young Adult Outcomes by Age 21

Research shows that young adults who experienced foster care have worse outcomes than their peers in the general population across a variety of spectrums — from education to employment to housing to early parenthood. Examining data on these outcomes in Idaho is important as we strive to improve the practices, programs and policies that help ensure these young people have the relationships, resources and opportunities they need for well-being and success.

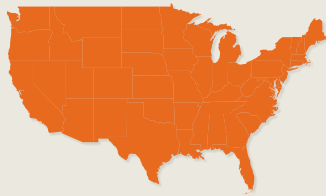




2018 ILLINOIS PROFILE

TRANSITION-AGE YOUTH IN FOSTER CARE

The transition from adolescence to adulthood is a pivotal developmental stage as young people learn the skills needed to be healthy and productive adults. This process can be complicated for youth with foster care experience. Here's what we know about the experiences of these youth in Illinois.



171,162 or 25%

of United States' foster care population is ages 14+



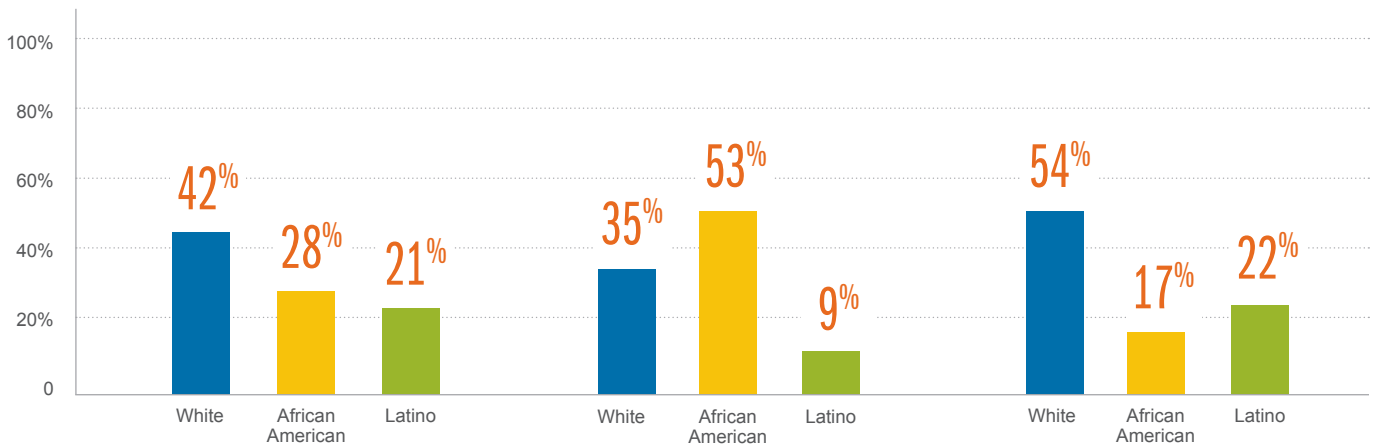
5,391 or 27%

of Illinois' foster care population is ages 14+

United States Foster Care Population

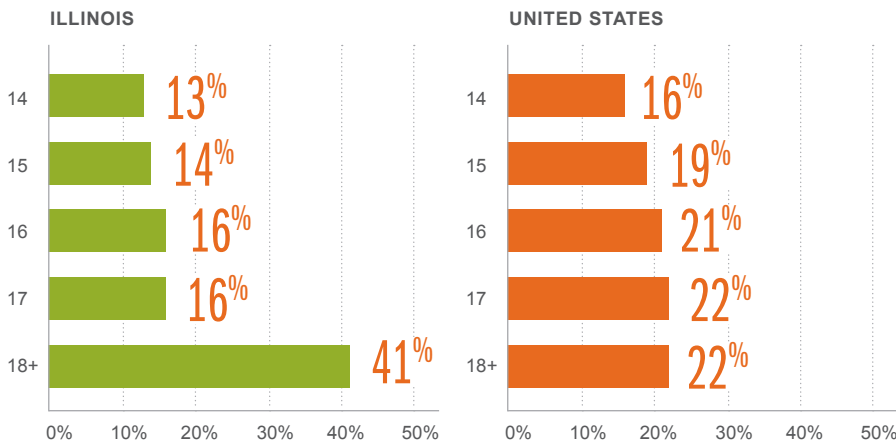
Illinois Foster Care Population

Illinois General Population

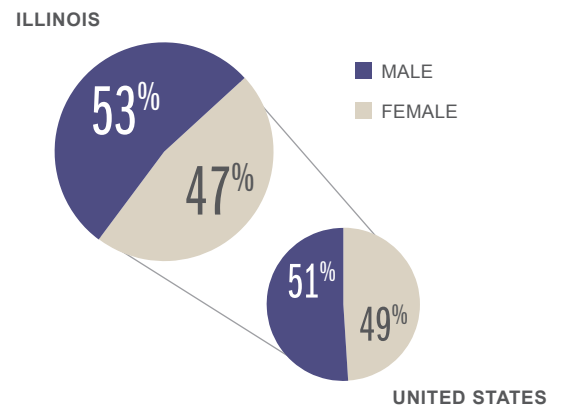


Above charts are based on the three largest racial and ethnic groups in this state for foster care. For additional data, please visit the KIDS COUNT Data Center, <http://datacenter.kidscount.org>.

Youth in Foster Care by Age



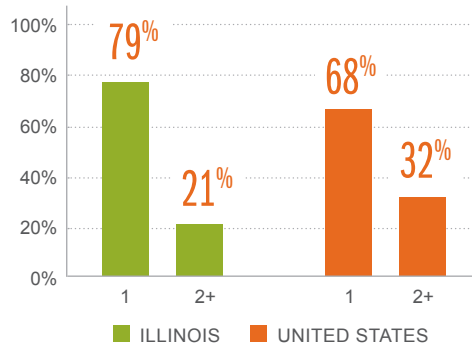
Youth in Foster Care by Sex*



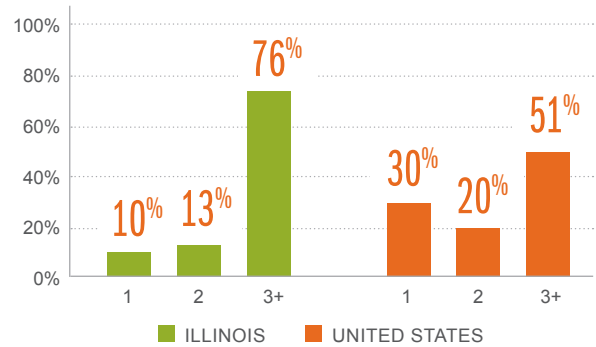
* Sex is based on gender at birth.

In addition to the trauma of abuse or neglect that resulted in being removed from their homes and placed in the foster care system, experiences while in foster care — including frequent moves — can lead to worse outcomes for youth. Looking at these indicators helps us understand how youth with foster care experience in Illinois are faring and provides insight into the changes needed to improve the lives of these young people.

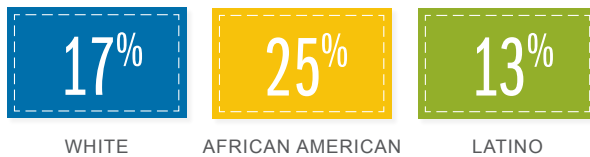
Episodes in the Foster Care System



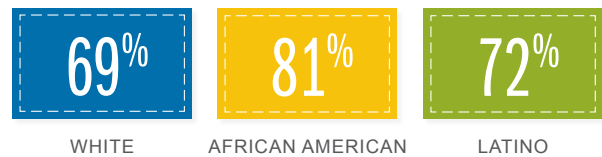
Number of Placements During Most Recent Foster Care Episode



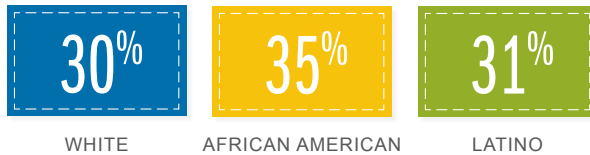
ILLINOIS 2+ Foster Care Episodes



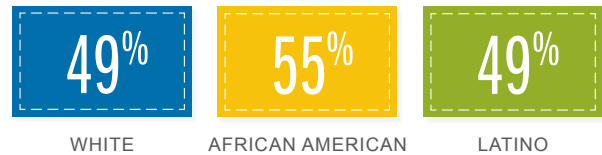
ILLINOIS 3+ Foster Care Placements



UNITED STATES 2+ Foster Care Episodes



UNITED STATES 3+ Foster Care Placements



The percentage of young people in each racial and ethnic group who have experienced multiple foster care episodes and placements.

Time in Foster Care by Exit Outcome or Type

	ILLINOIS	UNITED STATES
PERMANENCY	33 months	13 months
EMANCIPATION	67 months	34 months
OTHER	59 months	17 months

Placement Type

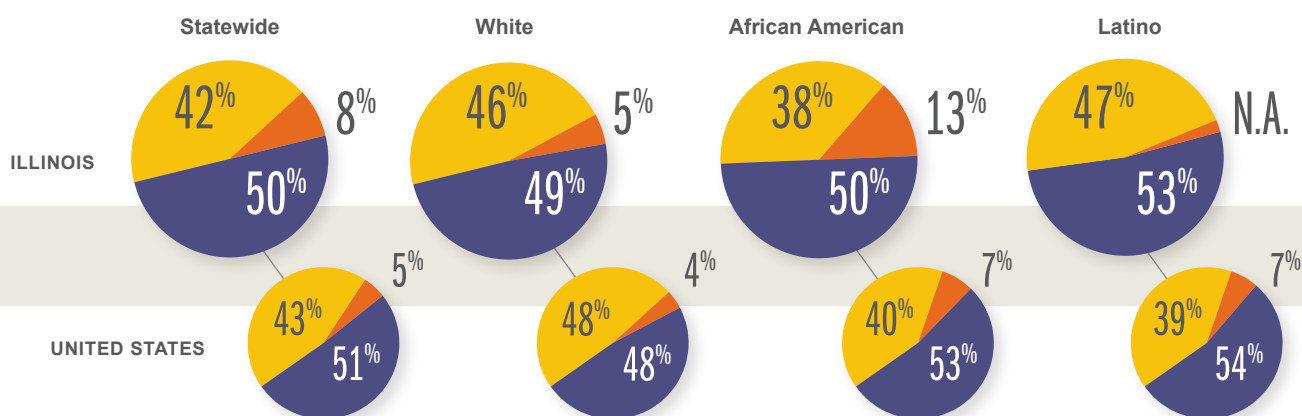
■ ILLINOIS ■ UNITED STATES



Reasons for Leaving Foster Care

Lingering in foster care, experiencing unstable placement settings while in foster care and leaving foster care without a permanent, legal connection to family are important indicators of how youth in Illinois are faring.

■ PERMANENCE ■ EMANCIPATION/ AGE-OUT (NON-PERMANENCY) ■ OTHER



Due to rounding some charts may not equal 100%

Percentage of Youth Who Emancipated by Race – Illinois



Number of Young People in Care on Their 18th and 19th Birthdays

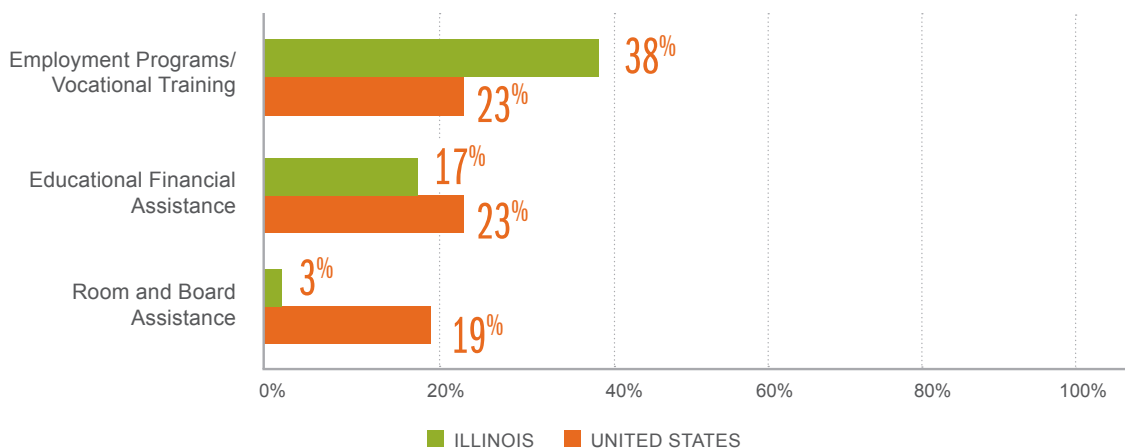
	18TH	19TH		18TH	19TH	
ILLINOIS	889	683		UNITED STATES	24,797	6,489

Percentage Still in Care on Their 19th Birthday

	WHITE	AFRICAN AMERICAN	LATINO		WHITE	AFRICAN AMERICAN	LATINO	
ILLINOIS	62%	84%	87%		UNITED STATES	17%	29%	37%

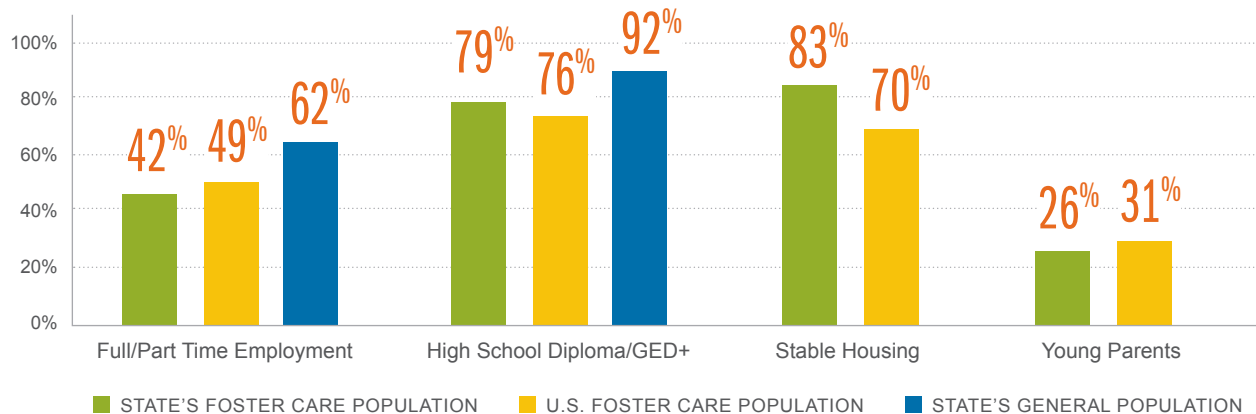
Services

Transition services, such as vocational training and housing assistance, are designed to help young people with foster care experience transition to adulthood. Participation in federally funded transition services provides a window into how well young people are being equipped for employment, education and housing.



Young Adult Outcomes by Age 21

Research shows that young adults who experienced foster care have worse outcomes than their peers in the general population across a variety of spectrums — from education to employment to housing to early parenthood. Examining data on these outcomes in Illinois is important as we strive to improve the practices, programs and policies that help ensure these young people have the relationships, resources and opportunities they need for well-being and success.

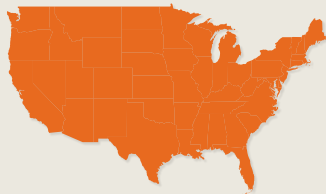




2018 INDIANA PROFILE

TRANSITION-AGE YOUTH IN FOSTER CARE

The transition from adolescence to adulthood is a pivotal developmental stage as young people learn the skills needed to be healthy and productive adults. This process can be complicated for youth with foster care experience. Here's what we know about the experiences of these youth in Indiana.



171,162 or 25%

of United States' foster care population is ages 14+



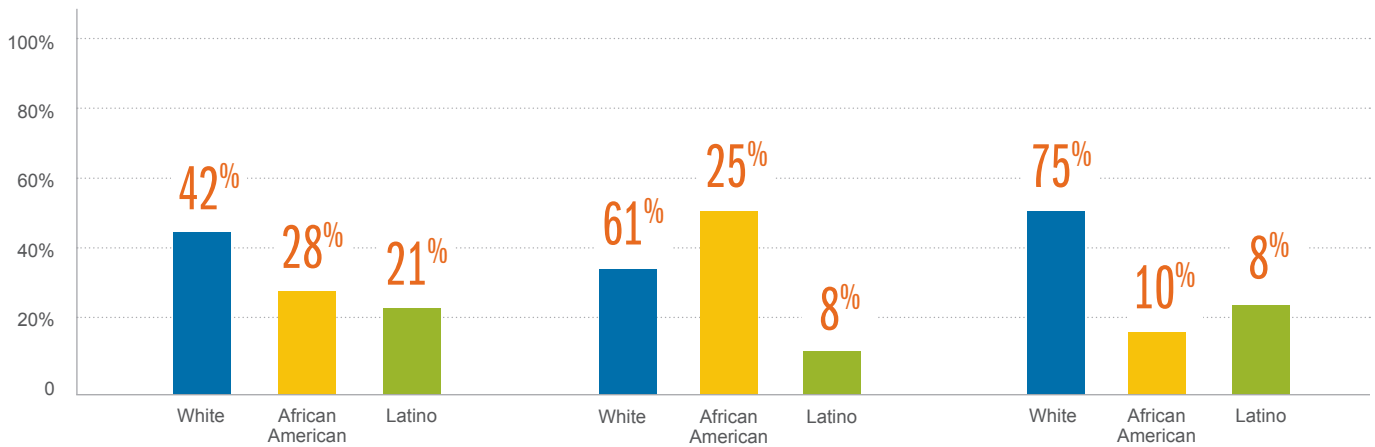
5,137 or 18%

of Indiana's foster care population is ages 14+

**United States
Foster Care Population**

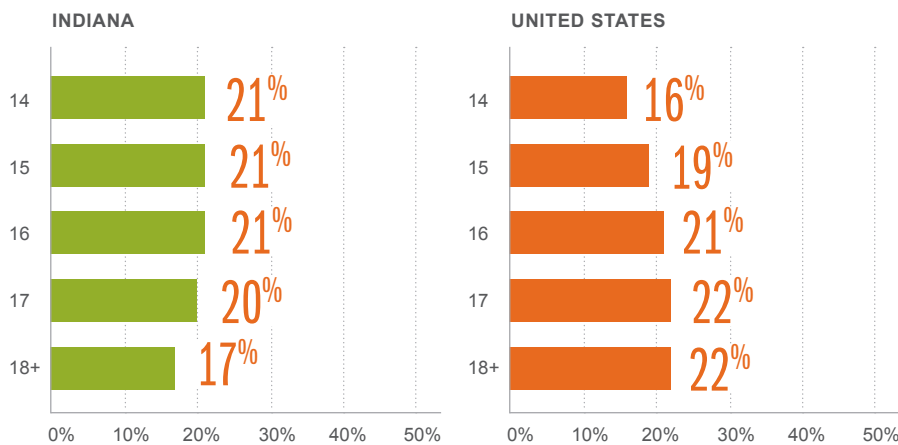
**Indiana
Foster Care Population**

**Indiana
General Population**

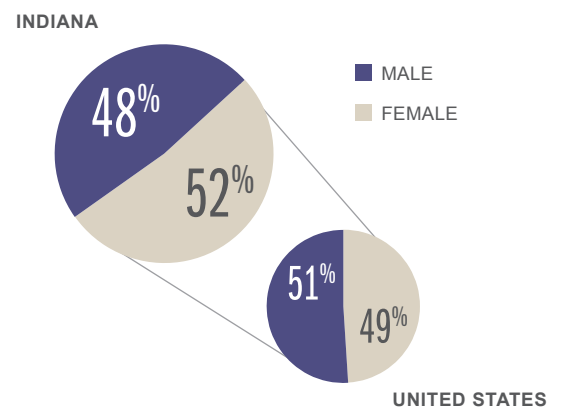


Above charts are based on the three largest racial and ethnic groups in this state for foster care. For additional data, please visit the KIDS COUNT Data Center, <http://datacenter.kidscount.org>.

Youth in Foster Care by Age



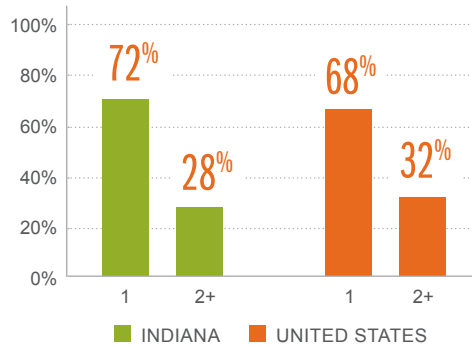
Youth in Foster Care by Sex*



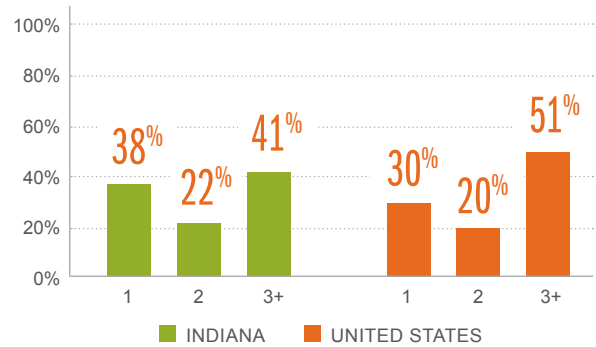
* Sex is based on gender at birth.

In addition to the trauma of abuse or neglect that resulted in being removed from their homes and placed in the foster care system, experiences while in foster care — including frequent moves — can lead to worse outcomes for youth. Looking at these indicators helps us understand how youth with foster care experience in Indiana are faring and provides insight into the changes needed to improve the lives of these young people.

Episodes in the Foster Care System



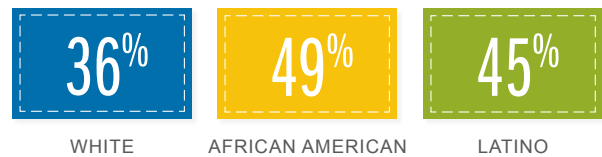
Number of Placements During Most Recent Foster Care Episode



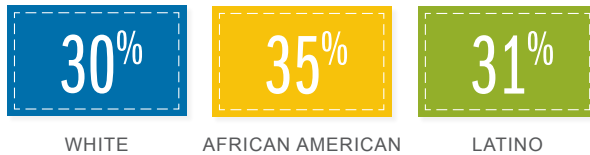
INDIANA 2+ Foster Care Episodes



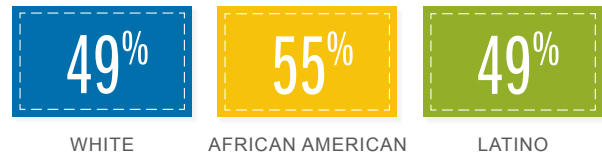
INDIANA 3+ Foster Care Placements



UNITED STATES 2+ Foster Care Episodes



UNITED STATES 3+ Foster Care Placements



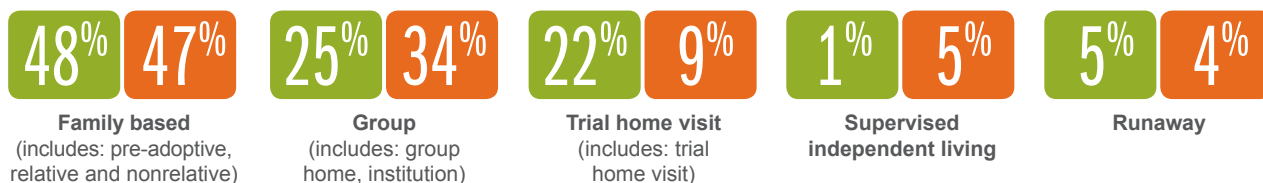
The percentage of young people in each racial and ethnic group who have experienced multiple foster care episodes and placements.

Time in Foster Care by Exit Outcome or Type

	INDIANA	UNITED STATES
PERMANENCY	15 months	13 months
EMANCIPATION	33 months	34 months
OTHER	33 months	17 months

Placement Type

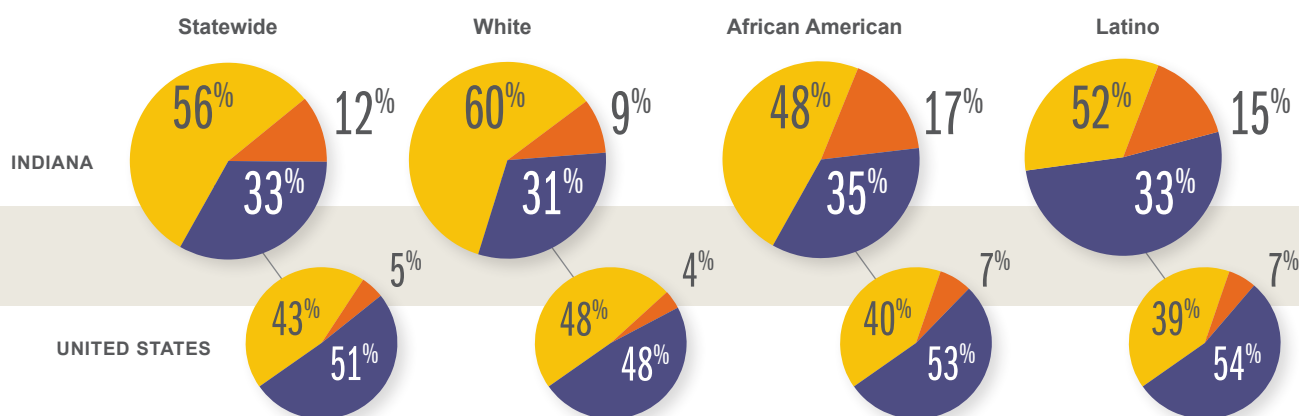
■ INDIANA ■ UNITED STATES



Reasons for Leaving Foster Care

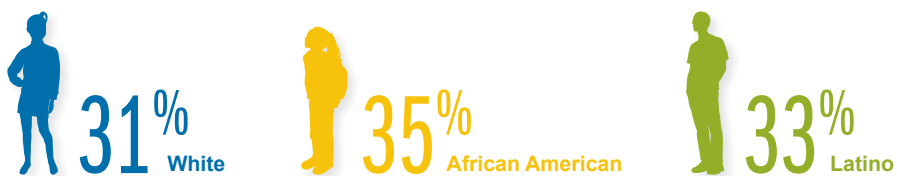
Lingering in foster care, experiencing unstable placement settings while in foster care and leaving foster care without a permanent, legal connection to family are important indicators of how youth in Indiana are faring.

■ PERMANENCE ■ EMANCIPATION/ AGE-OUT (NON-PERMANENCY) ■ OTHER



Due to rounding some charts may not equal 100%

Percentage of Youth Who Emancipated by Race – Indiana



Number of Young People in Care on Their 18th and 19th Birthdays

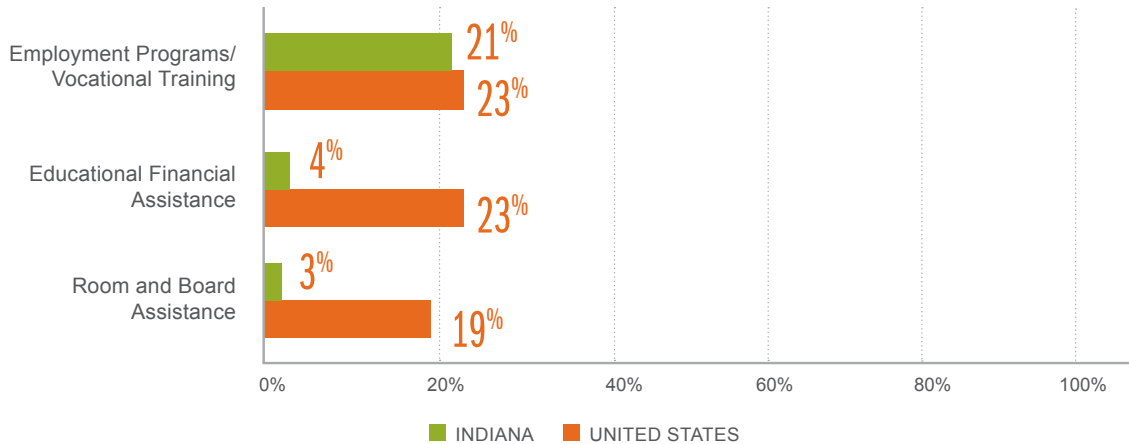
	18TH	19TH		18TH	19TH	
INDIANA	447	129		UNITED STATES	24,797	6,489

Percentage Still in Care on Their 19th Birthday

	WHITE	AFRICAN AMERICAN	LATINO		WHITE	AFRICAN AMERICAN	LATINO	
INDIANA	25%	32%	23%		UNITED STATES	17%	29%	37%

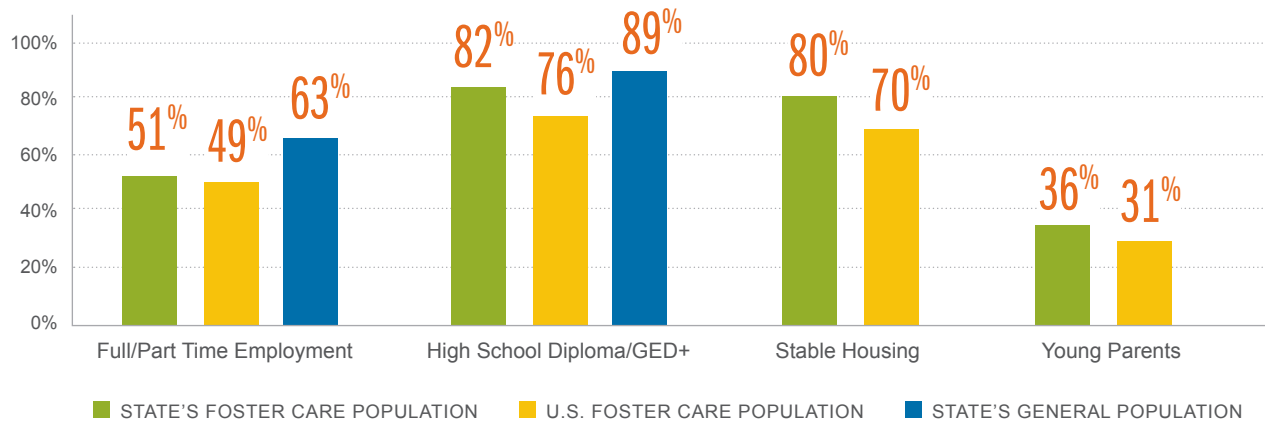
Services

Transition services, such as vocational training and housing assistance, are designed to help young people with foster care experience transition to adulthood. Participation in federally funded transition services provides a window into how well young people are being equipped for employment, education and housing.



Young Adult Outcomes by Age 21

Research shows that young adults who experienced foster care have worse outcomes than their peers in the general population across a variety of spectrums — from education to employment to housing to early parenthood. Examining data on these outcomes in Indiana is important as we strive to improve the practices, programs and policies that help ensure these young people have the relationships, resources and opportunities they need for well-being and success.

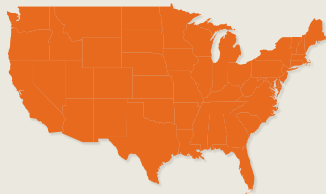




2018 IOWA PROFILE

TRANSITION-AGE YOUTH IN FOSTER CARE

The transition from adolescence to adulthood is a pivotal developmental stage as young people learn the skills needed to be healthy and productive adults. This process can be complicated for youth with foster care experience. Here's what we know about the experiences of these youth in Iowa.



171,162 or 25%

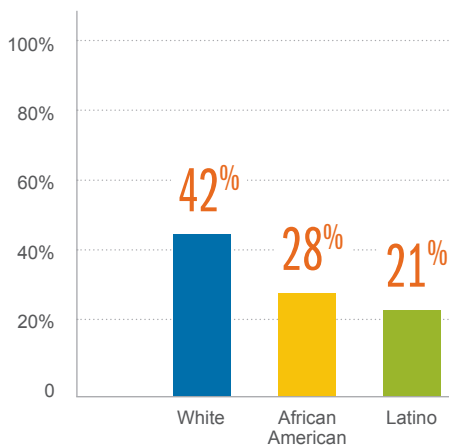
of United States' foster care population is ages 14+



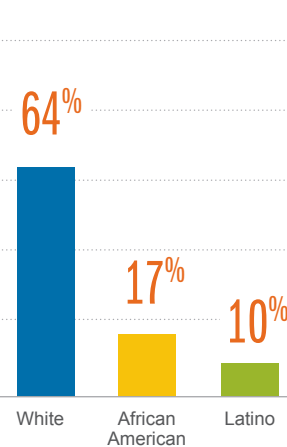
3,191 or 32%

of Iowa's foster care population is ages 14+

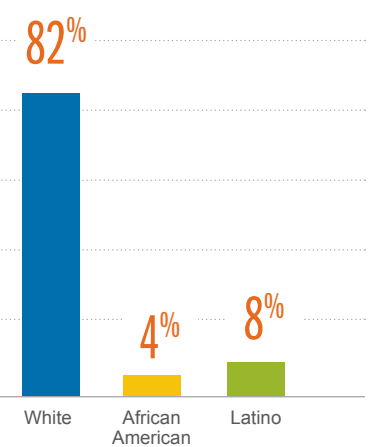
**United States
Foster Care Population**



**Iowa
Foster Care Population**

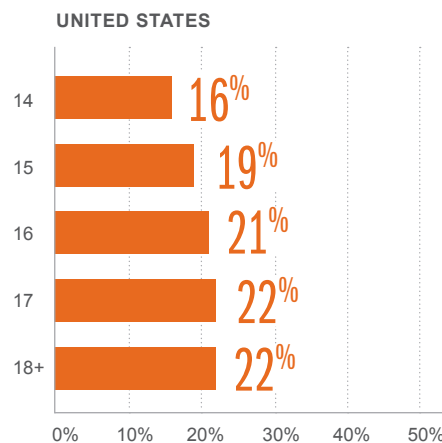
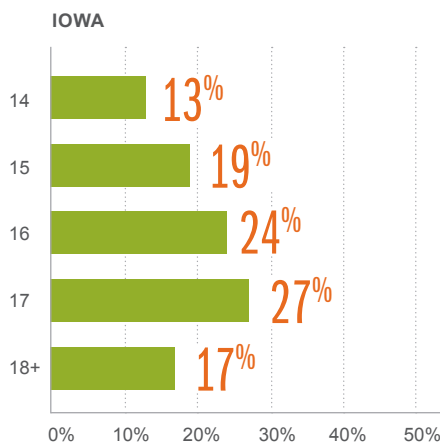


**Iowa
General Population**

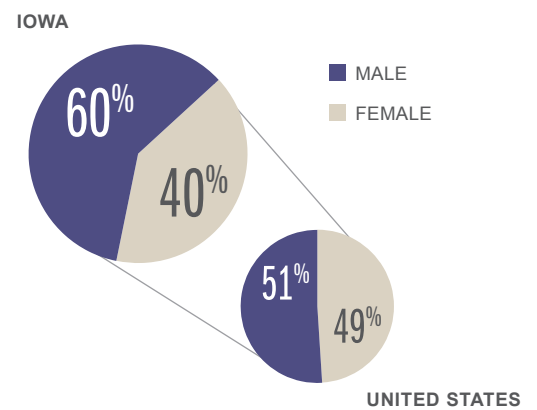


Above charts are based on the three largest racial and ethnic groups in this state for foster care. For additional data, please visit the KIDS COUNT Data Center, <http://datacenter.kidscount.org>.

Youth in Foster Care by Age



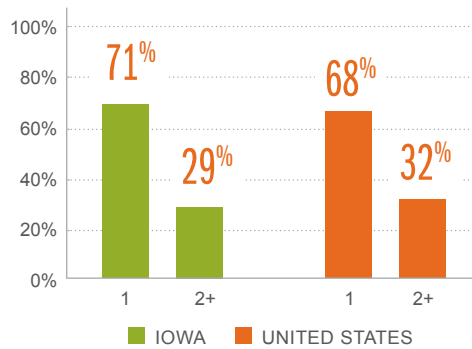
Youth in Foster Care by Sex*



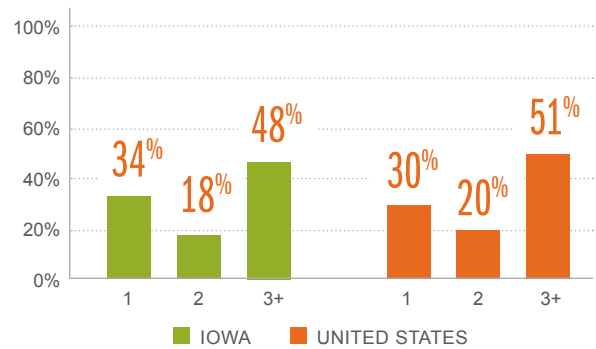
* Sex is based on gender at birth.

In addition to the trauma of abuse or neglect that resulted in being removed from their homes and placed in the foster care system, experiences while in foster care — including frequent moves — can lead to worse outcomes for youth. Looking at these indicators helps us understand how youth with foster care experience in Iowa are faring and provides insight into the changes needed to improve the lives of these young people.

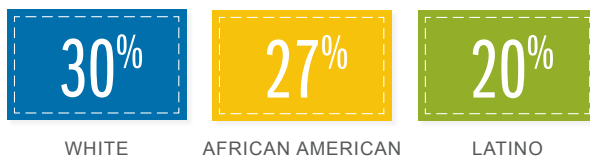
Episodes in the Foster Care System



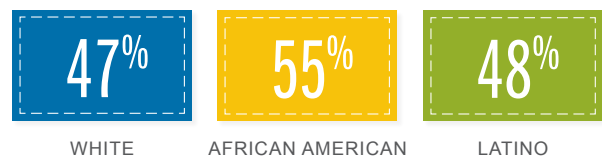
Number of Placements During Most Recent Foster Care Episode



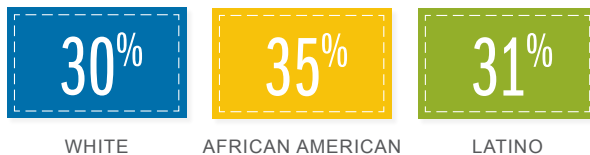
IOWA 2+ Foster Care Episodes



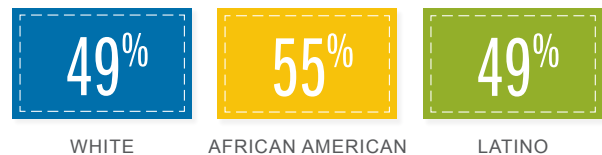
IOWA 3+ Foster Care Placements



UNITED STATES 2+ Foster Care Episodes



UNITED STATES 3+ Foster Care Placements



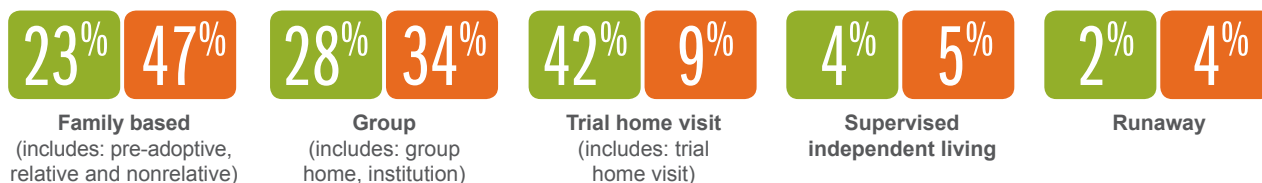
The percentage of young people in each racial and ethnic group who have experienced multiple foster care episodes and placements.

Time in Foster Care by Exit Outcome or Type

	IOWA	UNITED STATES
PERMANENCY	15 months	13 months
EMANCIPATION	34 months	34 months
OTHER	0 months	17 months

Placement Type

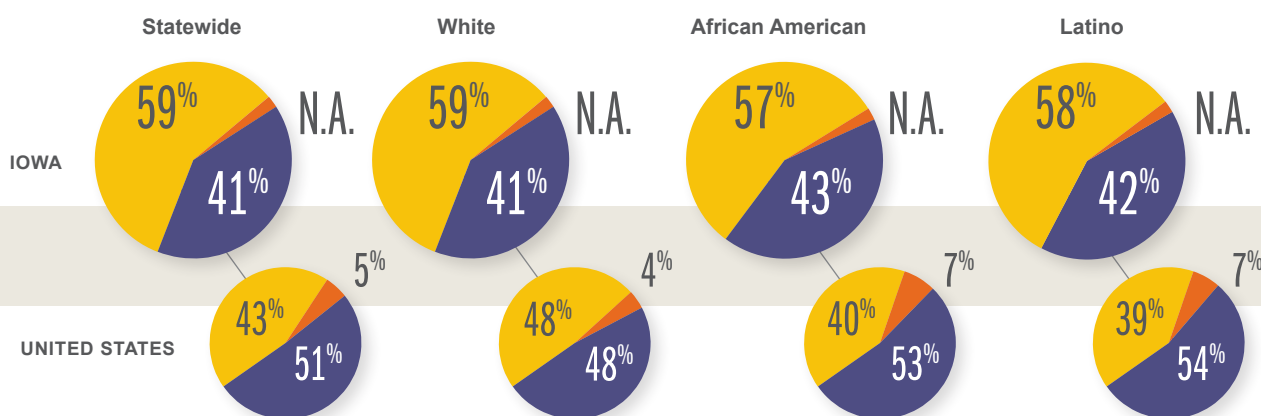
■ IOWA ■ UNITED STATES



Reasons for Leaving Foster Care

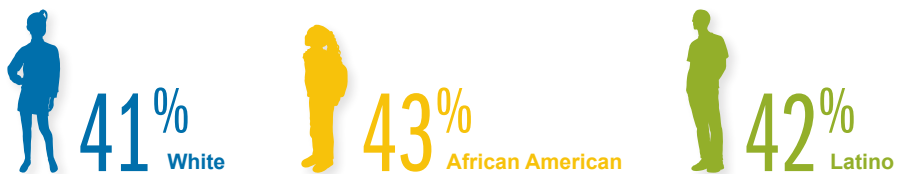
Lingering in foster care, experiencing unstable placement settings while in foster care and leaving foster care without a permanent, legal connection to family are important indicators of how youth in Iowa are faring.

■ PERMANENCE ■ EMANCIPATION/ AGE-OUT (NON-PERMANENCY) ■ OTHER



Due to rounding some charts may not equal 100%

Percentage of Youth Who Emancipated by Race – Iowa



Number of Young People in Care on Their 18th and 19th Birthdays

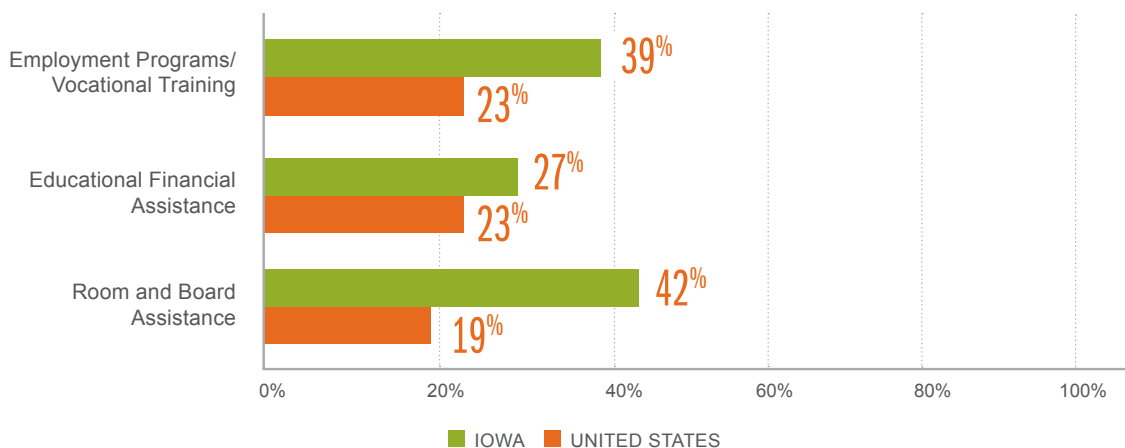
	18TH	19TH		18TH	19TH	
IOWA	451	17		UNITED STATES	24,797	6,489

Percentage Still in Care on Their 19th Birthday

	WHITE	AFRICAN AMERICAN	LATINO		WHITE	AFRICAN AMERICAN	LATINO	
IOWA	4%	N.A.	N.A.		UNITED STATES	17%	29%	37%

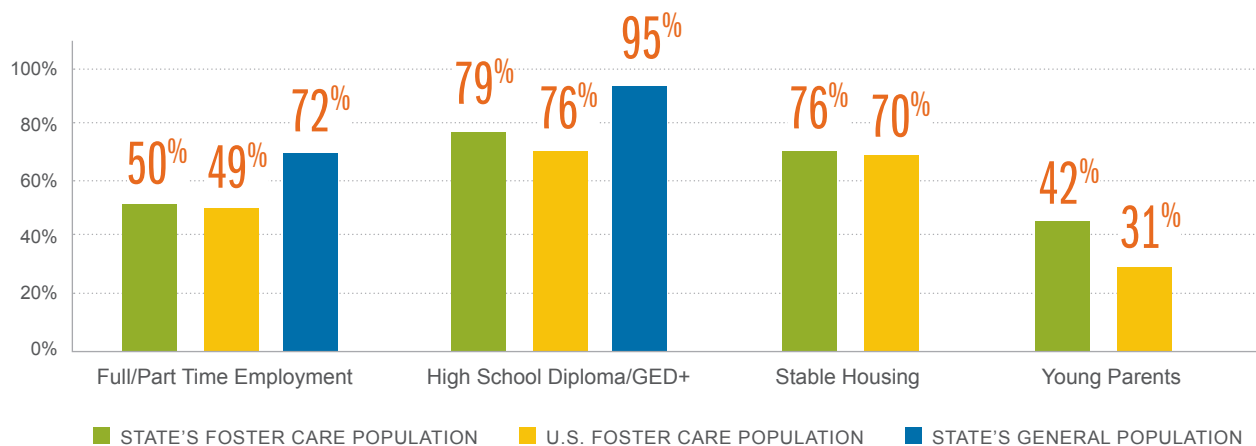
Services

Transition services, such as vocational training and housing assistance, are designed to help young people with foster care experience transition to adulthood. Participation in federally funded transition services provides a window into how well young people are being equipped for employment, education and housing.



Young Adult Outcomes by Age 21

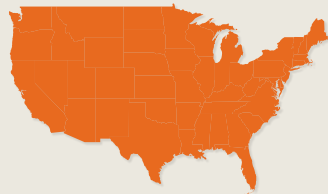
Research shows that young adults who experienced foster care have worse outcomes than their peers in the general population across a variety of spectrums — from education to employment to housing to early parenthood. Examining data on these outcomes in Iowa is important as we strive to improve the practices, programs and policies that help ensure these young people have the relationships, resources and opportunities they need for well-being and success.



2018 KANSAS PROFILE


TRANSITION-AGE YOUTH IN FOSTER CARE

The transition from adolescence to adulthood is a pivotal developmental stage as young people learn the skills needed to be healthy and productive adults. This process can be complicated for youth with foster care experience. Here's what we know about the experiences of these youth in Kansas.



171,162 or 25%

of United States' foster care population is ages 14+



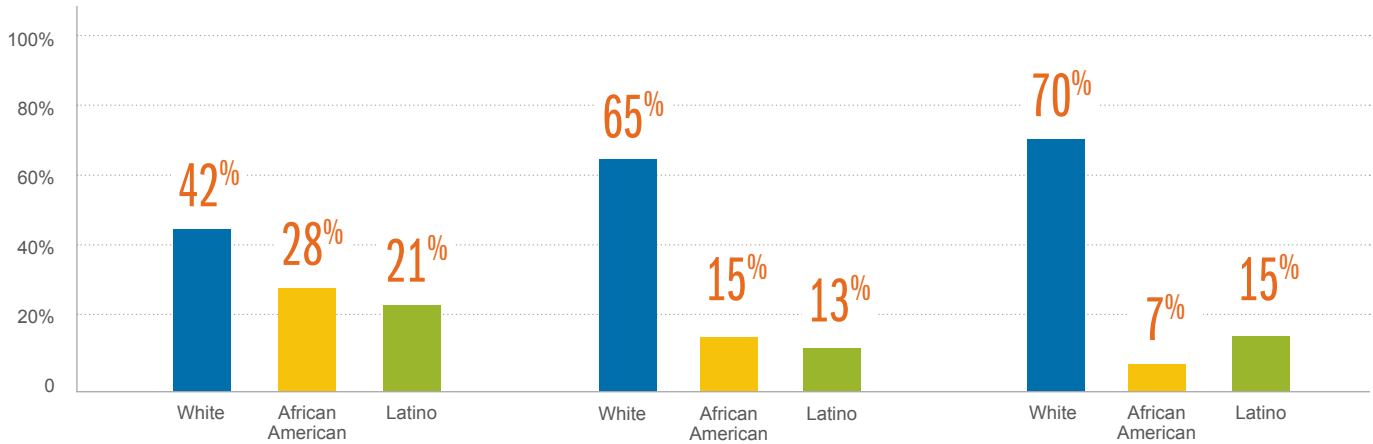
2,796 or 26%

of Kansas' foster care population is ages 14+

United States Foster Care Population

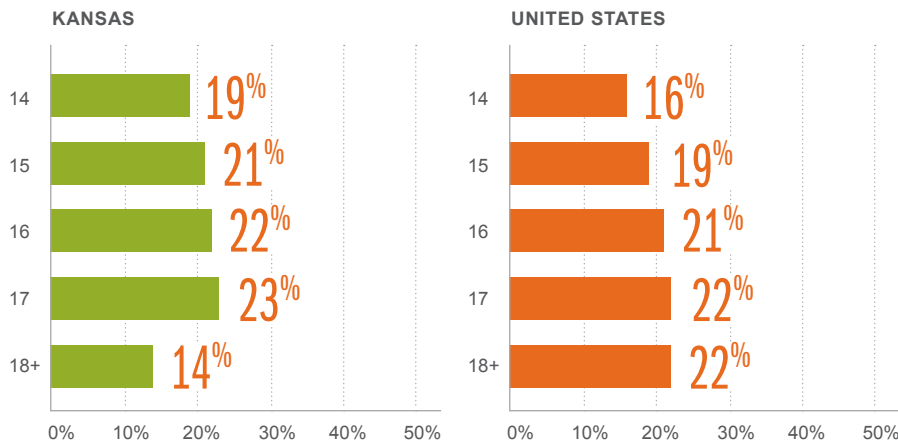
Kansas Foster Care Population

Kansas General Population

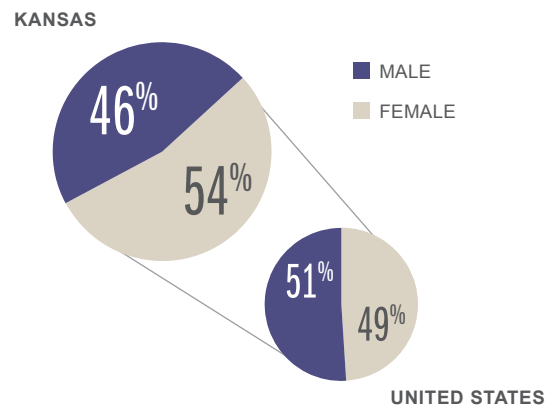


Above charts are based on the three largest racial and ethnic groups in this state for foster care. For additional data, please visit the KIDS COUNT Data Center, <http://datacenter.kidscount.org>.

Youth in Foster Care by Age



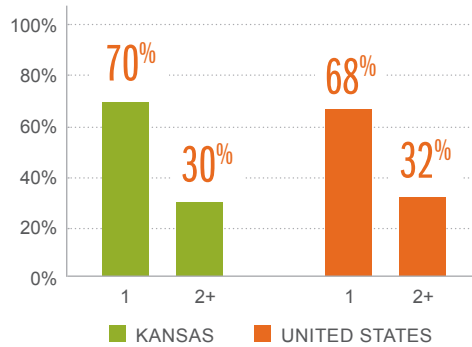
Youth in Foster Care by Sex*



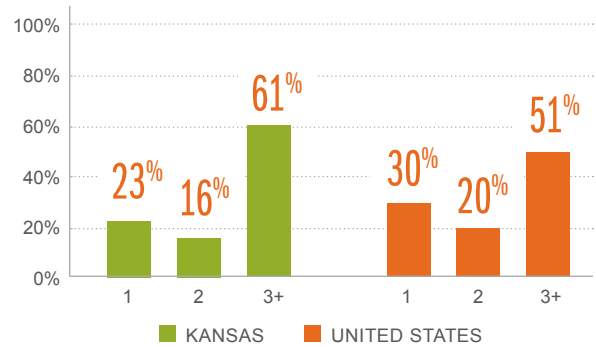
* Sex is based on gender at birth.

In addition to the trauma of abuse or neglect that resulted in being removed from their homes and placed in the foster care system, experiences while in foster care — including frequent moves — can lead to worse outcomes for youth. Looking at these indicators helps us understand how youth with foster care experience in Kansas are faring and provides insight into the changes needed to improve the lives of these young people.

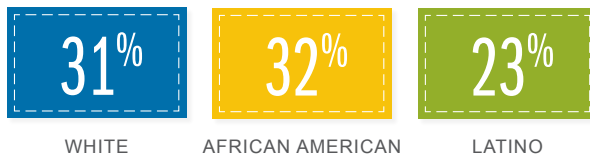
Episodes in the Foster Care System



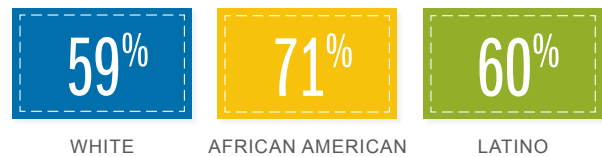
Number of Placements During Most Recent Foster Care Episode



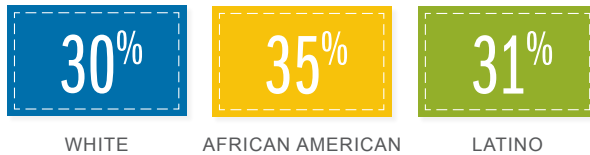
KANSAS 2+ Foster Care Episodes



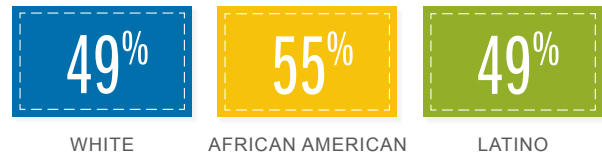
KANSAS 3+ Foster Care Placements



UNITED STATES 2+ Foster Care Episodes



UNITED STATES 3+ Foster Care Placements



The percentage of young people in each racial and ethnic group who have experienced multiple foster care episodes and placements.

Time in Foster Care by Exit Outcome or Type

	KANSAS	UNITED STATES
PERMANENCY	12 months	13 months
EMANCIPATION	29 months	34 months
OTHER	26 months	17 months

Placement Type

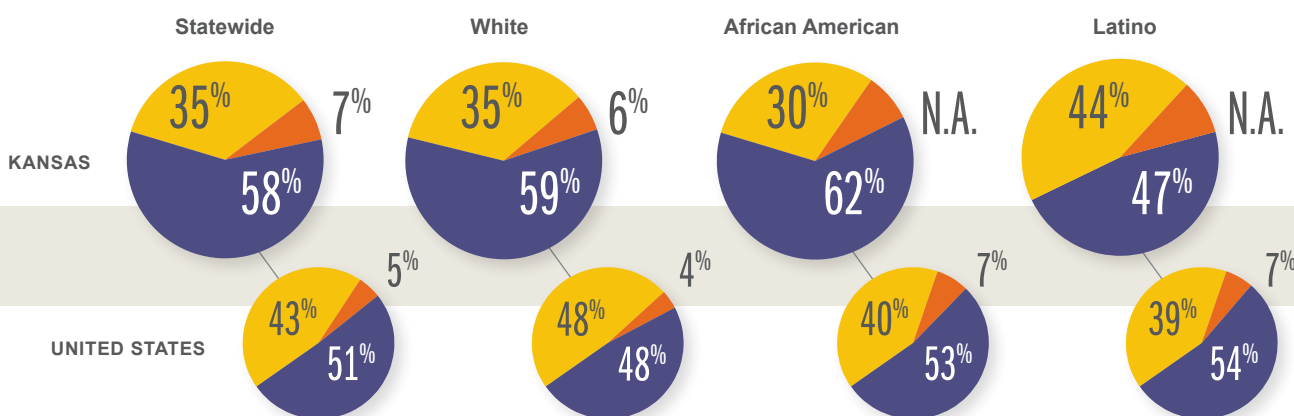
■ KANSAS ■ UNITED STATES



Reasons for Leaving Foster Care

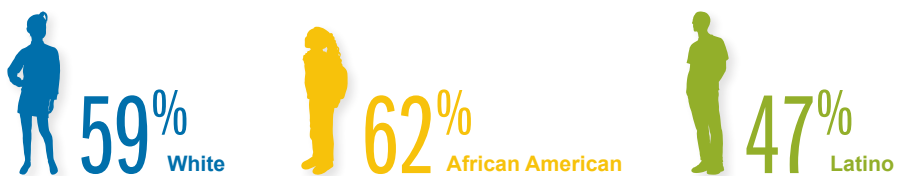
Lingering in foster care, experiencing unstable placement settings while in foster care and leaving foster care without a permanent, legal connection to family are important indicators of how youth in Kansas are faring.

■ PERMANENCE ■ EMANCIPATION/ AGE-OUT (NON-PERMANENCY) ■ OTHER



Due to rounding some charts may not equal 100%

Percentage of Youth Who Emancipated by Race – Kansas



Number of Young People in Care on Their 18th and 19th Birthdays

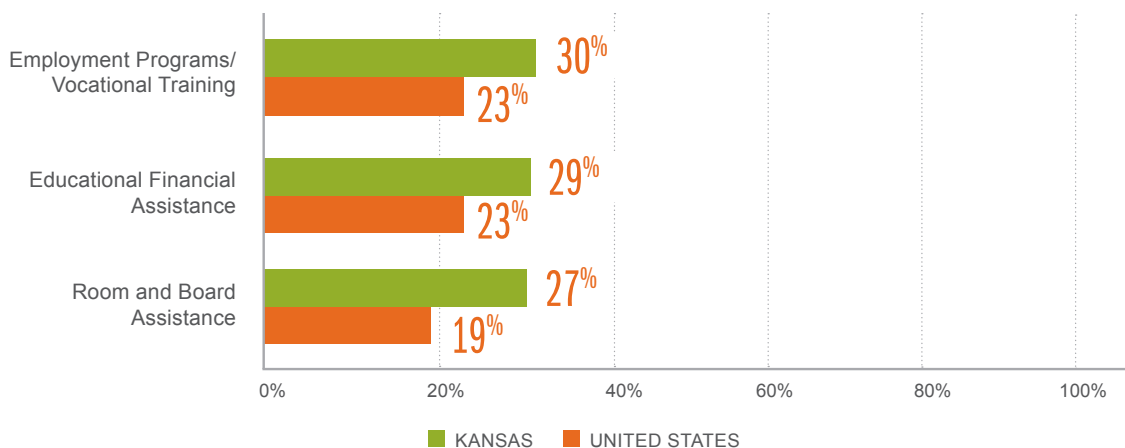
	18TH	19TH		18TH	19TH
KANSAS	394	N.A.		UNITED STATES	24,797
					6,489

Percentage Still in Care on Their 19th Birthday

	WHITE	AFRICAN AMERICAN	LATINO		WHITE	AFRICAN AMERICAN	LATINO
KANSAS	N.A.	N.A.	N.A.		UNITED STATES	17%	29%
						37%	

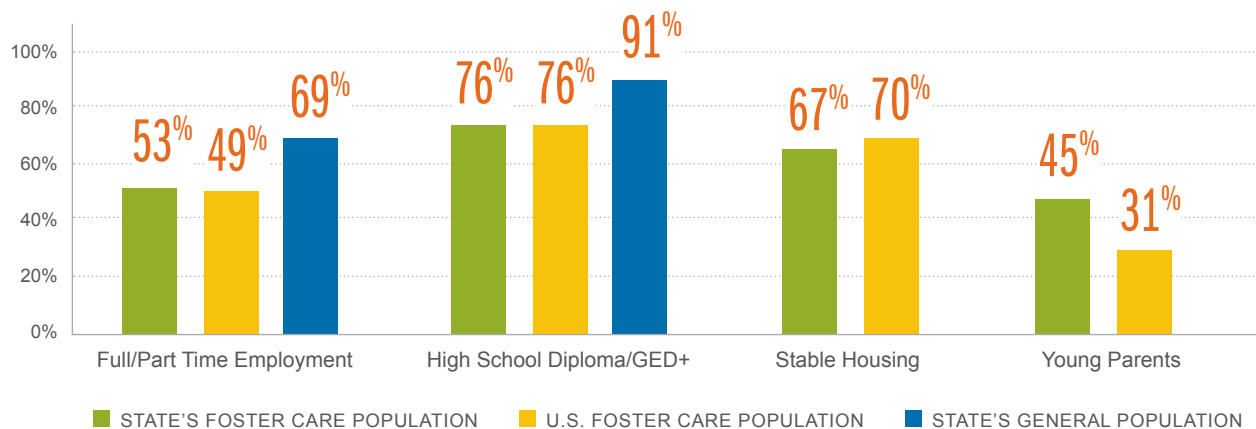
Services

Transition services, such as vocational training and housing assistance, are designed to help young people with foster care experience transition to adulthood. Participation in federally funded transition services provides a window into how well young people are being equipped for employment, education and housing.



Young Adult Outcomes by Age 21

Research shows that young adults who experienced foster care have worse outcomes than their peers in the general population across a variety of spectrums — from education to employment to housing to early parenthood. Examining data on these outcomes in Kansas is important as we strive to improve the practices, programs and policies that help ensure these young people have the relationships, resources and opportunities they need for well-being and success.

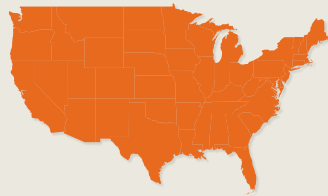




2018 KENTUCKY PROFILE

TRANSITION-AGE YOUTH IN FOSTER CARE

The transition from adolescence to adulthood is a pivotal developmental stage as young people learn the skills needed to be healthy and productive adults. This process can be complicated for youth with foster care experience. Here's what we know about the experiences of these youth in Kentucky.



171,162 or 25%

of United States' foster care population is ages 14+



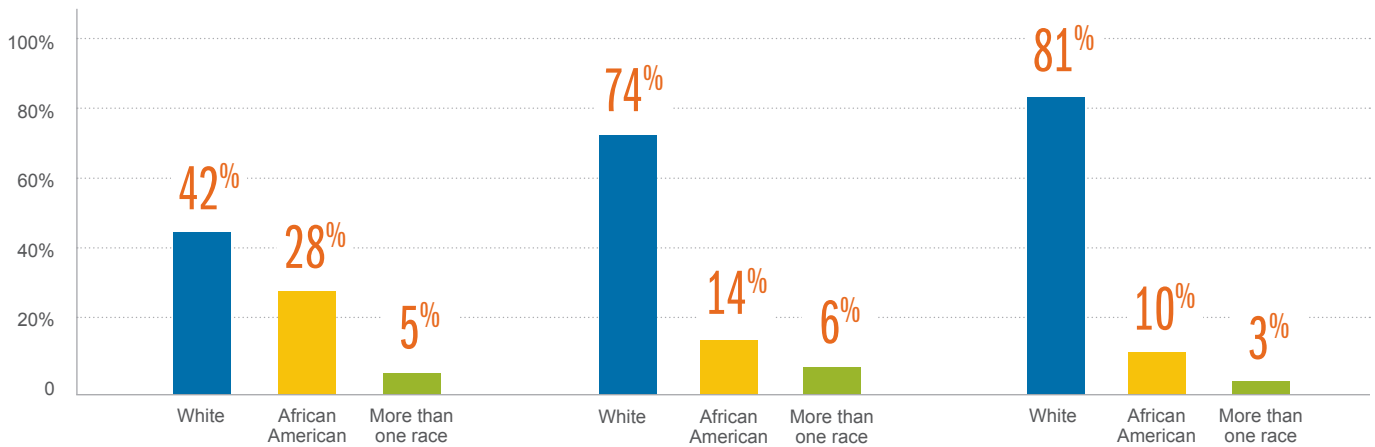
4,077 or 31%

of Kentucky's foster care population is ages 14+

United States Foster Care Population

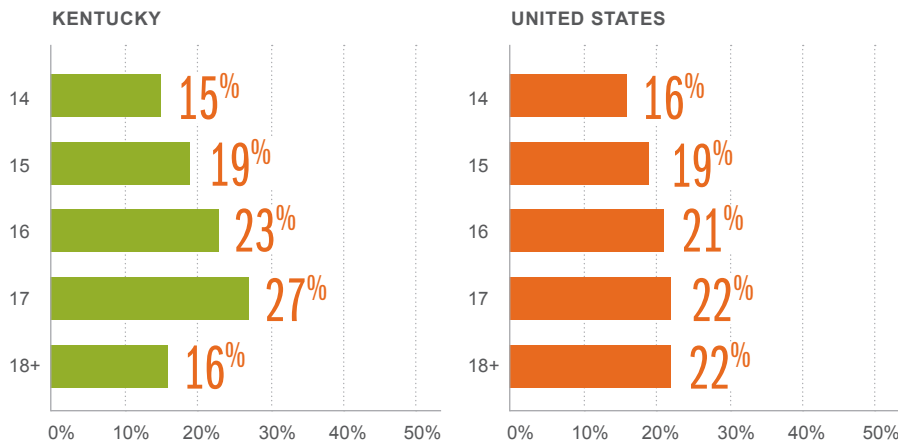
Kentucky Foster Care Population

Kentucky General Population

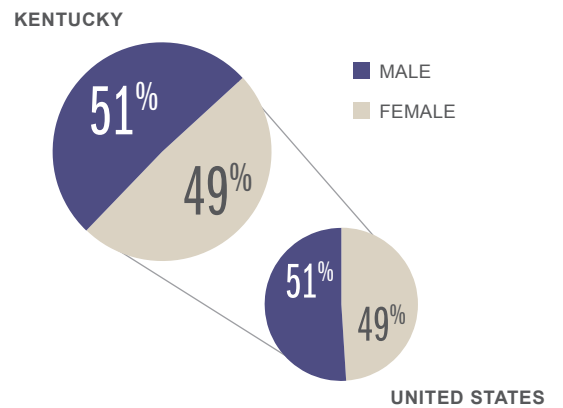


Above charts are based on the three largest racial and ethnic groups in this state for foster care. For additional data, please visit the KIDS COUNT Data Center, <http://datacenter.kidscount.org>.

Youth in Foster Care by Age



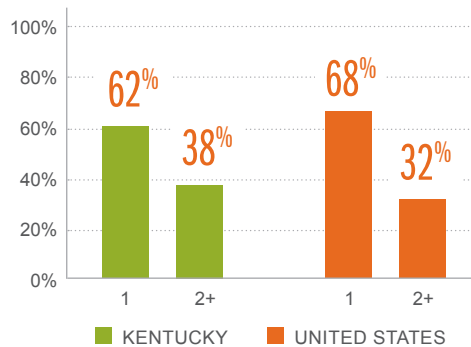
Youth in Foster Care by Sex*



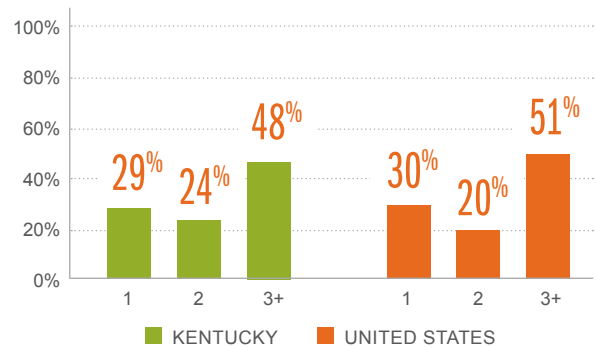
* Sex is based on gender at birth.

In addition to the trauma of abuse or neglect that resulted in being removed from their homes and placed in the foster care system, experiences while in foster care — including frequent moves — can lead to worse outcomes for youth. Looking at these indicators helps us understand how youth with foster care experience in Kentucky are faring and provides insight into the changes needed to improve the lives of these young people.

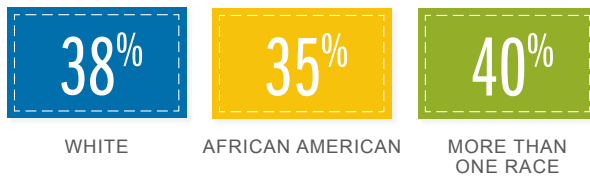
Episodes in the Foster Care System



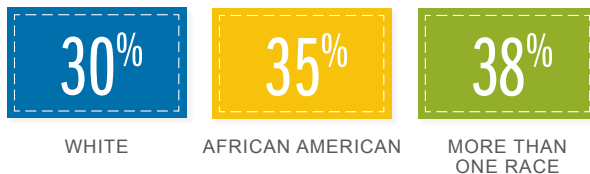
Number of Placements During Most Recent Foster Care Episode



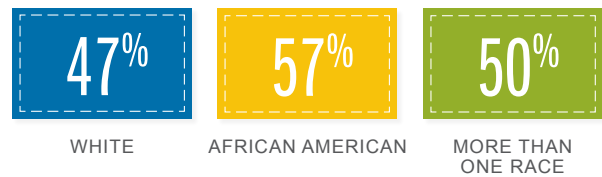
KENTUCKY 2+ Foster Care Episodes



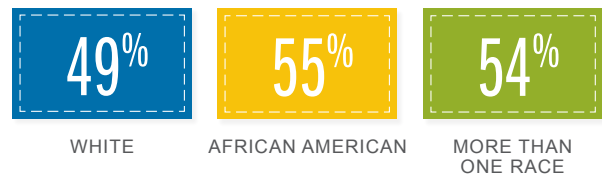
UNITED STATES 2+ Foster Care Episodes



KENTUCKY 3+ Foster Care Placements



UNITED STATES 3+ Foster Care Placements



The percentage of young people in each racial and ethnic group who have experienced multiple foster care episodes and placements.

Time in Foster Care by Exit Outcome or Type

	KENTUCKY	UNITED STATES
PERMANENCY	10 months	13 months
EMANCIPATION	25 months	34 months
OTHER	N.A.	17 months

Placement Type

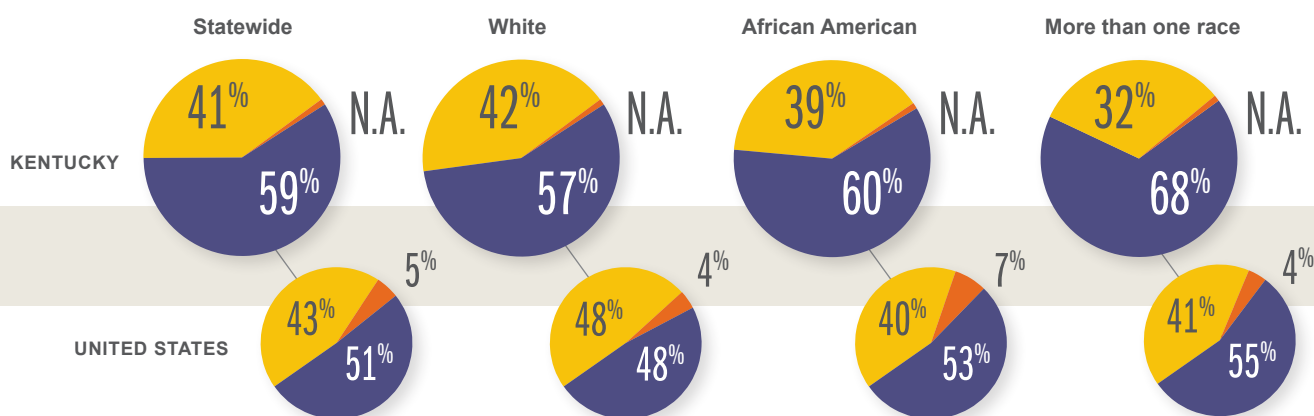
■ KENTUCKY ■ UNITED STATES



Reasons for Leaving Foster Care

Lingering in foster care, experiencing unstable placement settings while in foster care and leaving foster care without a permanent, legal connection to family are important indicators of how youth in Kentucky are faring.

■ PERMANENCE ■ EMANCIPATION/ AGE-OUT (NON-PERMANENCY) ■ OTHER



Due to rounding some charts may not equal 100%

Percentage of Youth Who Emancipated by Race – Kentucky



Number of Young People in Care on Their 18th and 19th Birthdays

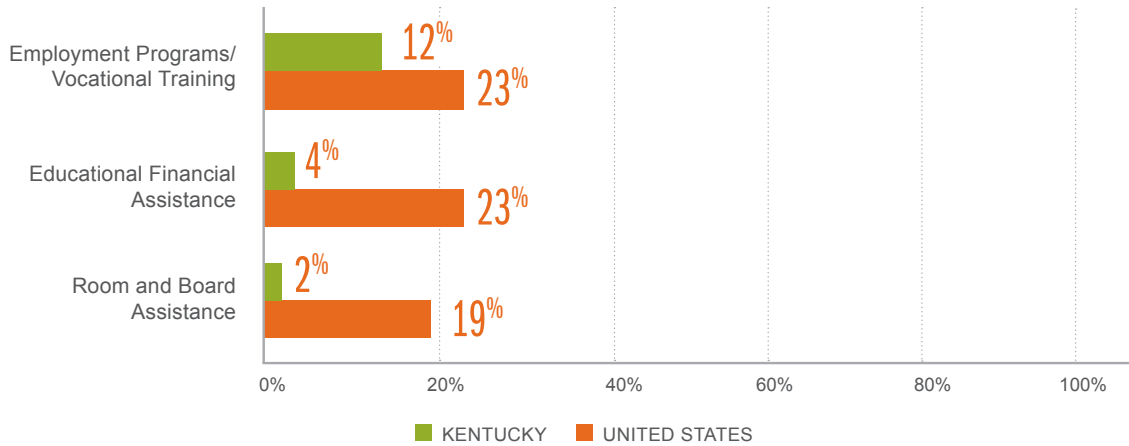
	18TH	19TH		18TH	19TH
KENTUCKY	599	N.A.		24,797	6,489
UNITED STATES					

Percentage Still in Care on Their 19th Birthday

	WHITE	AFRICAN AMERICAN	MORE THAN ONE RACE		WHITE	AFRICAN AMERICAN	MORE THAN ONE RACE
KENTUCKY	N.A.	N.A.	N.A.		17%	29%	24%
UNITED STATES							

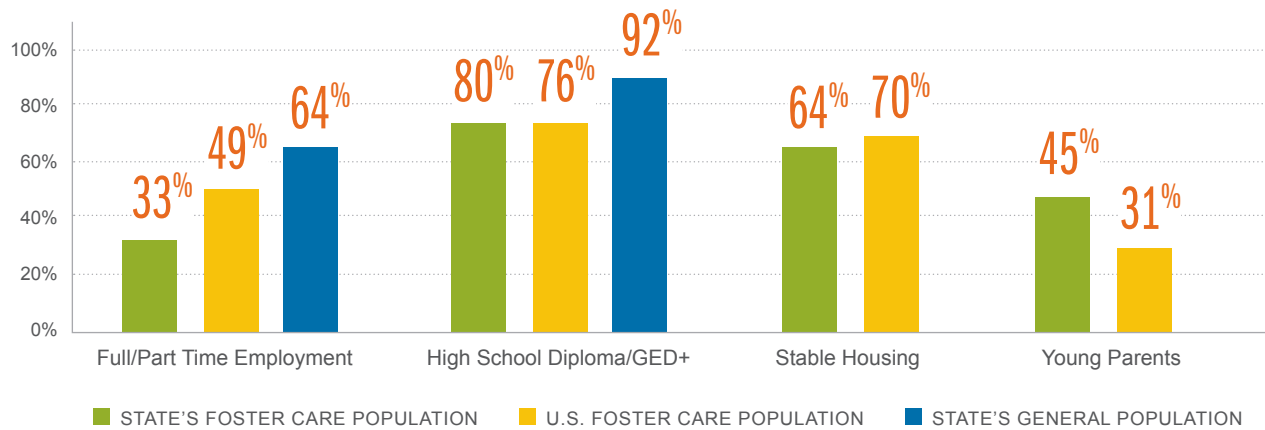
Services

Transition services, such as vocational training and housing assistance, are designed to help young people with foster care experience transition to adulthood. Participation in federally funded transition services provides a window into how well young people are being equipped for employment, education and housing.



Young Adult Outcomes by Age 21

Research shows that young adults who experienced foster care have worse outcomes than their peers in the general population across a variety of spectrums — from education to employment to housing to early parenthood. Examining data on these outcomes in Kentucky is important as we strive to improve the practices, programs and policies that help ensure these young people have the relationships, resources and opportunities they need for well-being and success.

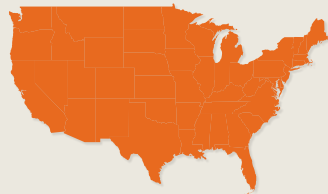




2018 LOUISIANA PROFILE

TRANSITION-AGE YOUTH IN FOSTER CARE

The transition from adolescence to adulthood is a pivotal developmental stage as young people learn the skills needed to be healthy and productive adults. This process can be complicated for youth with foster care experience. Here's what we know about the experiences of these youth in Louisiana.



171,162 or 25%

of United States' foster care population is ages 14+



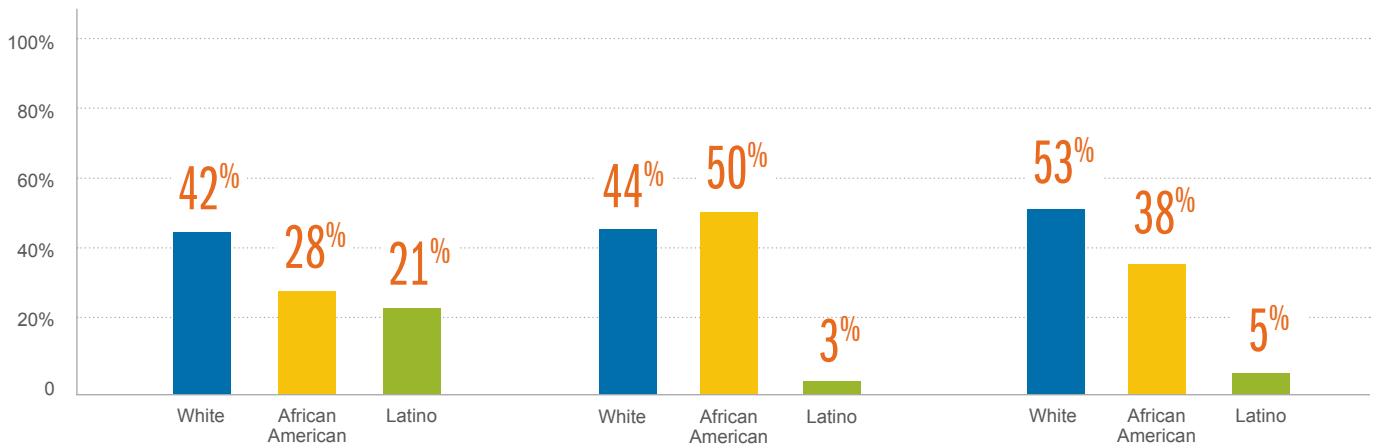
1,528 or 19%

of Louisiana's foster care population is ages 14+

United States Foster Care Population

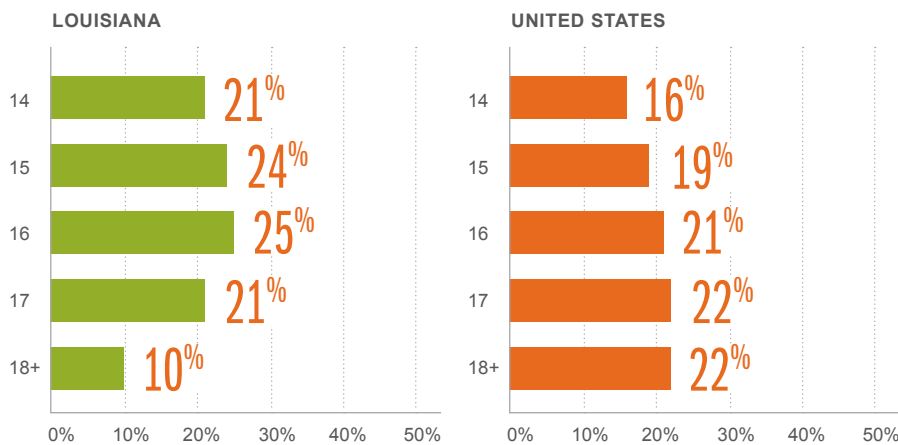
Louisiana Foster Care Population

Louisiana General Population

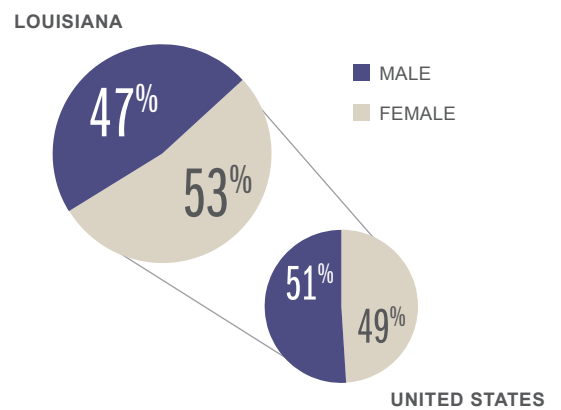


Above charts are based on the three largest racial and ethnic groups in this state for foster care. For additional data, please visit the KIDS COUNT Data Center, <http://datacenter.kidscount.org>.

Youth in Foster Care by Age



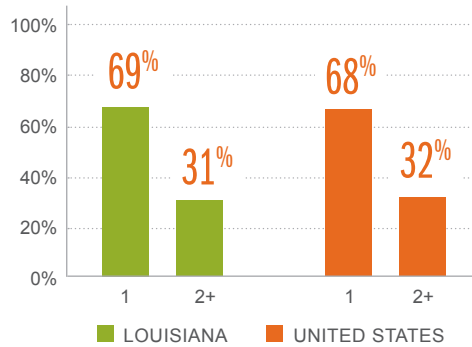
Youth in Foster Care by Sex*



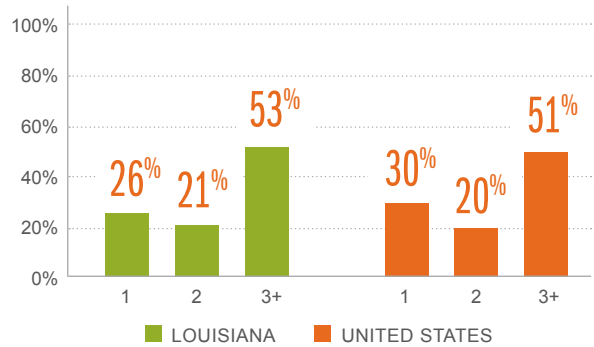
* Sex is based on gender at birth.

In addition to the trauma of abuse or neglect that resulted in being removed from their homes and placed in the foster care system, experiences while in foster care — including frequent moves — can lead to worse outcomes for youth. Looking at these indicators helps us understand how youth with foster care experience in Louisiana are faring and provides insight into the changes needed to improve the lives of these young people.

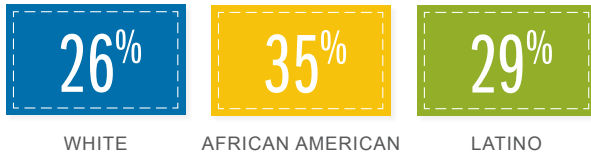
Episodes in the Foster Care System



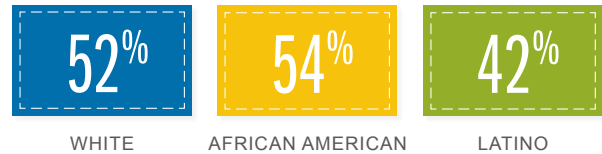
Number of Placements During Most Recent Foster Care Episode



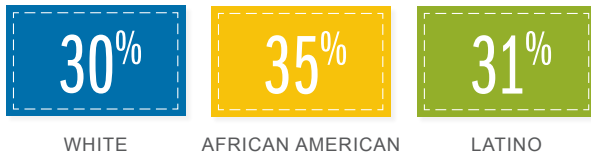
LOUISIANA 2+ Foster Care Episodes



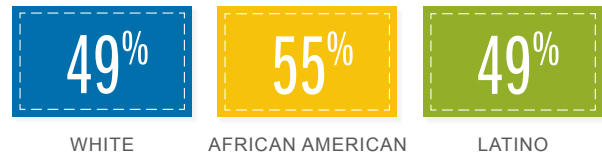
LOUISIANA 3+ Foster Care Placements



UNITED STATES 2+ Foster Care Episodes



UNITED STATES 3+ Foster Care Placements



The percentage of young people in each racial and ethnic group who have experienced multiple foster care episodes and placements.

Time in Foster Care by Exit Outcome or Type

	LOUISIANA	UNITED STATES
PERMANENCY	10 months	13 months
EMANCIPATION	30 months	34 months
OTHER	17 months	17 months

Placement Type

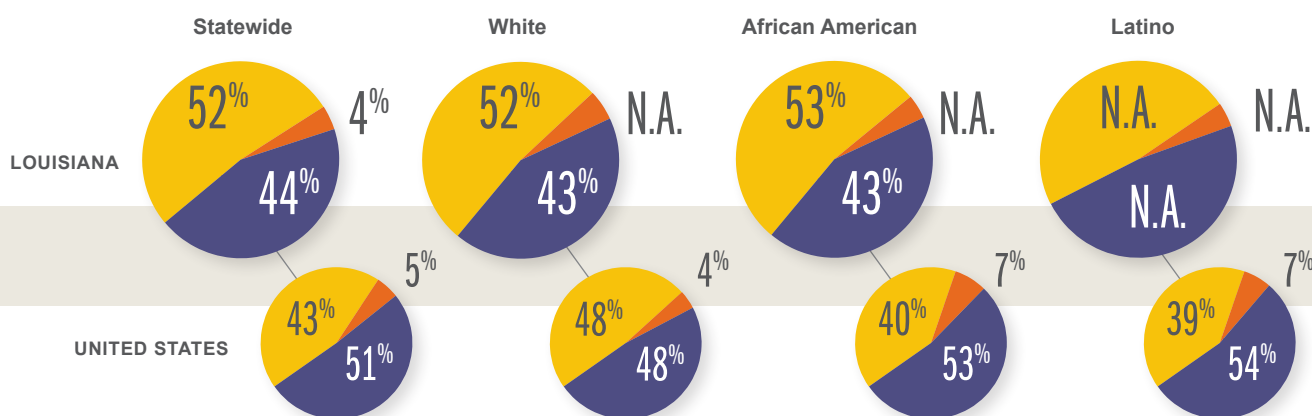
■ LOUISIANA ■ UNITED STATES



Reasons for Leaving Foster Care

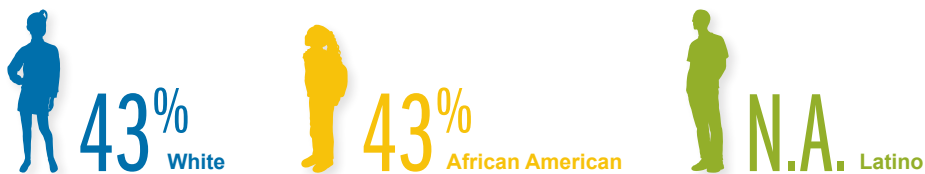
Lingering in foster care, experiencing unstable placement settings while in foster care and leaving foster care without a permanent, legal connection to family are important indicators of how youth in Louisiana are faring.

■ PERMANENCE ■ EMANCIPATION/ AGE-OUT (NON-PERMANENCY) ■ OTHER



Due to rounding some charts may not equal 100%

Percentage of Youth Who Emancipated by Race – Louisiana



Number of Young People in Care on Their 18th and 19th Birthdays

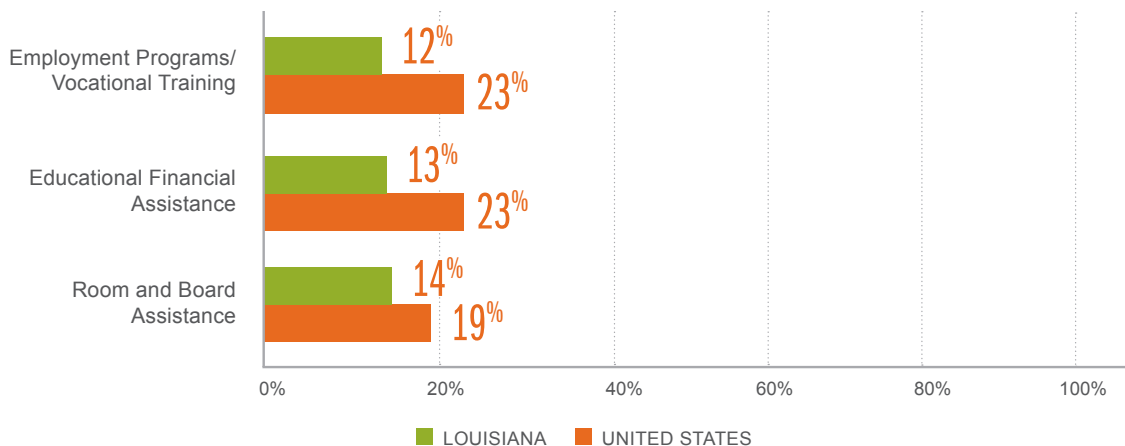
	18TH	19TH		18TH	19TH
LOUISIANA	161	N.A.		24,797	6,489
UNITED STATES					

Percentage Still in Care on Their 19th Birthday

	WHITE	AFRICAN AMERICAN	LATINO		WHITE	AFRICAN AMERICAN	LATINO
LOUISIANA	N.A.	N.A.	N.A.		17%	29%	37%
UNITED STATES							

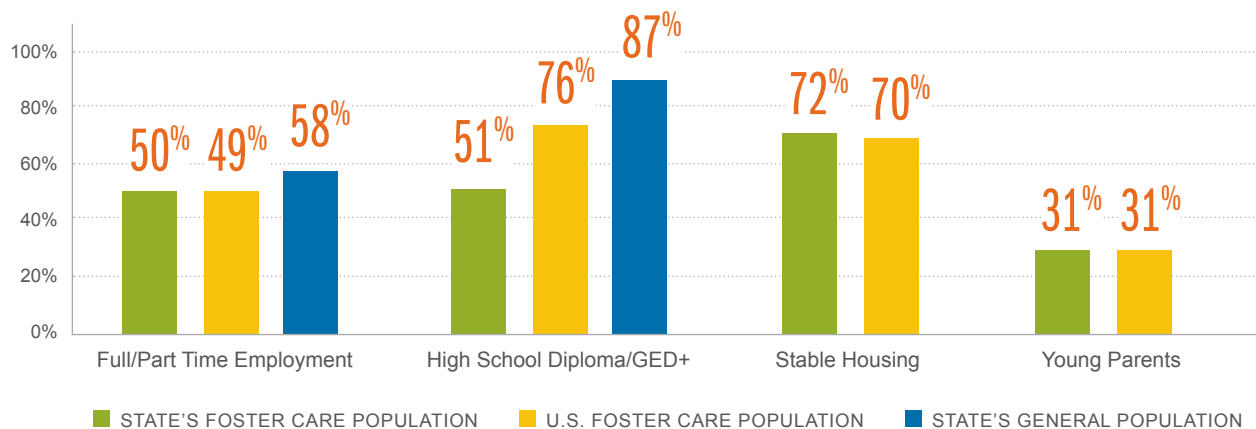
Services

Transition services, such as vocational training and housing assistance, are designed to help young people with foster care experience transition to adulthood. Participation in federally funded transition services provides a window into how well young people are being equipped for employment, education and housing.



Young Adult Outcomes by Age 21

Research shows that young adults who experienced foster care have worse outcomes than their peers in the general population across a variety of spectrums — from education to employment to housing to early parenthood. Examining data on these outcomes in Louisiana is important as we strive to improve the practices, programs and policies that help ensure these young people have the relationships, resources and opportunities they need for well-being and success.

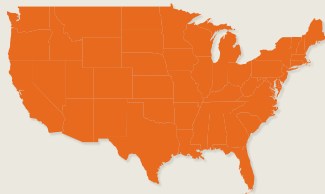




2018 MAINE PROFILE

TRANSITION-AGE YOUTH IN FOSTER CARE

The transition from adolescence to adulthood is a pivotal developmental stage as young people learn the skills needed to be healthy and productive adults. This process can be complicated for youth with foster care experience. Here's what we know about the experiences of these youth in Maine.



171,162 or 25%

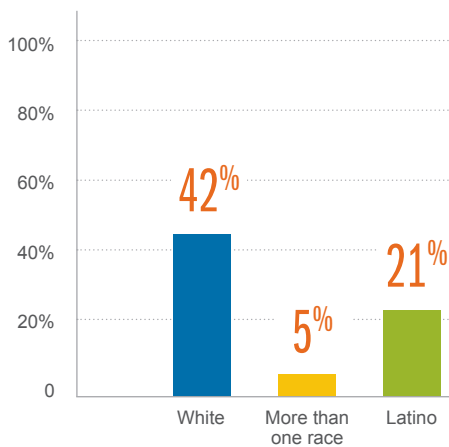
of United States' foster care population is ages 14+



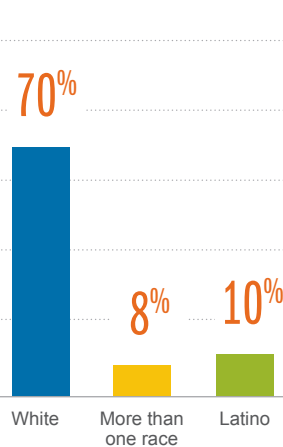
378 or 14%

of Maine's foster care population is ages 14+

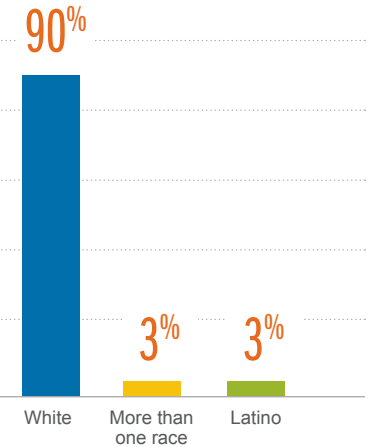
**United States
Foster Care Population**



**Maine
Foster Care Population**

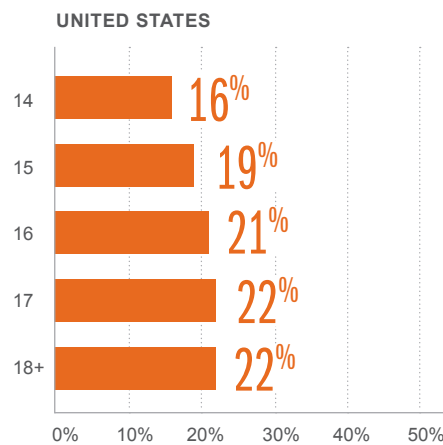
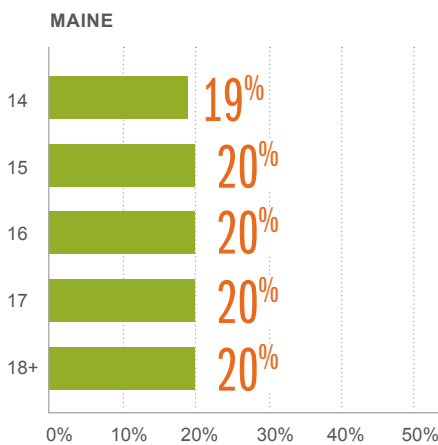


**Maine
General Population**

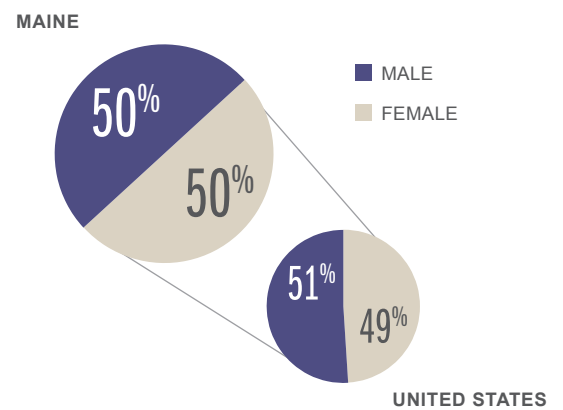


Above charts are based on the three largest racial and ethnic groups in this state for foster care. For additional data, please visit the KIDS COUNT Data Center, <http://datacenter.kidscount.org>.

Youth in Foster Care by Age



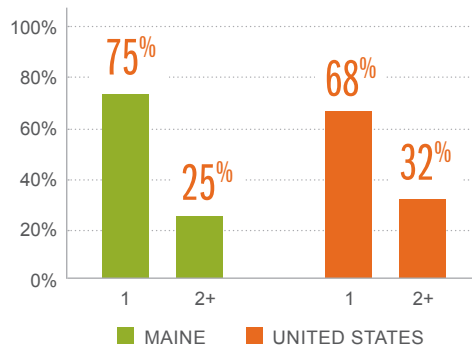
Youth in Foster Care by Sex*



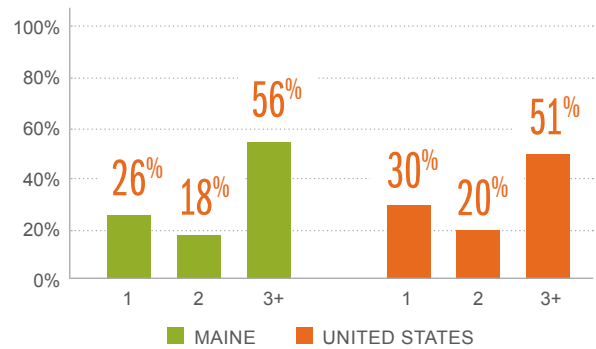
* Sex is based on gender at birth.

In addition to the trauma of abuse or neglect that resulted in being removed from their homes and placed in the foster care system, experiences while in foster care — including frequent moves — can lead to worse outcomes for youth. Looking at these indicators helps us understand how youth with foster care experience in Maine are faring and provides insight into the changes needed to improve the lives of these young people.

Episodes in the Foster Care System



Number of Placements During Most Recent Foster Care Episode



MAINE 2+ Foster Care Episodes



MAINE 3+ Foster Care Placements



UNITED STATES 2+ Foster Care Episodes



UNITED STATES 3+ Foster Care Placements



The percentage of young people in each racial and ethnic group who have experienced multiple foster care episodes and placements.

Time in Foster Care by Exit Outcome or Type

	MAINE	UNITED STATES
PERMANENCY	32 months	13 months
EMANCIPATION	61 months	34 months
OTHER	N.A.	17 months

Placement Type

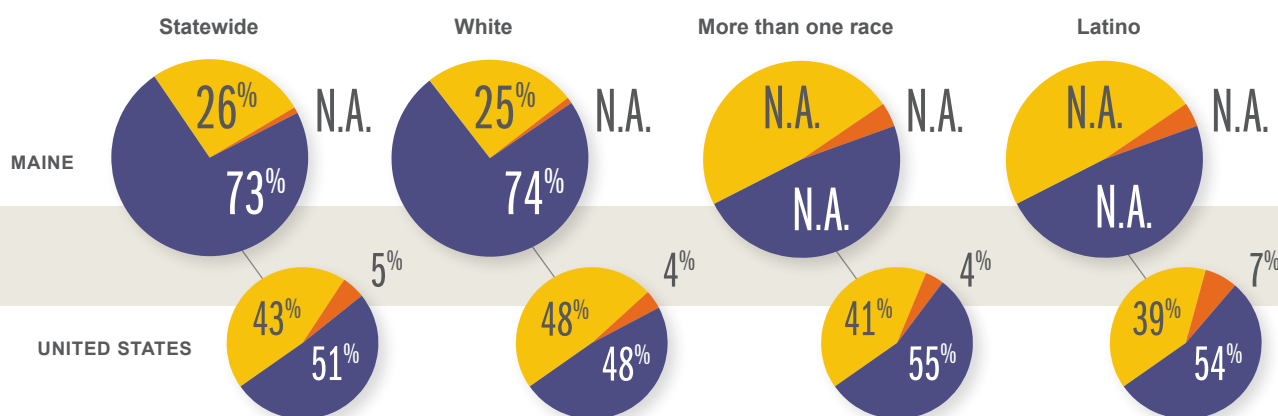
■ MAINE ■ UNITED STATES



Reasons for Leaving Foster Care

Lingering in foster care, experiencing unstable placement settings while in foster care and leaving foster care without a permanent, legal connection to family are important indicators of how youth in Maine are faring.

■ PERMANENCE ■ EMANCIPATION/ AGE-OUT (NON-PERMANENCY) ■ OTHER



Due to rounding some charts may not equal 100%

Percentage of Youth Who Emancipated by Race – Maine



Number of Young People in Care on Their 18th and 19th Birthdays

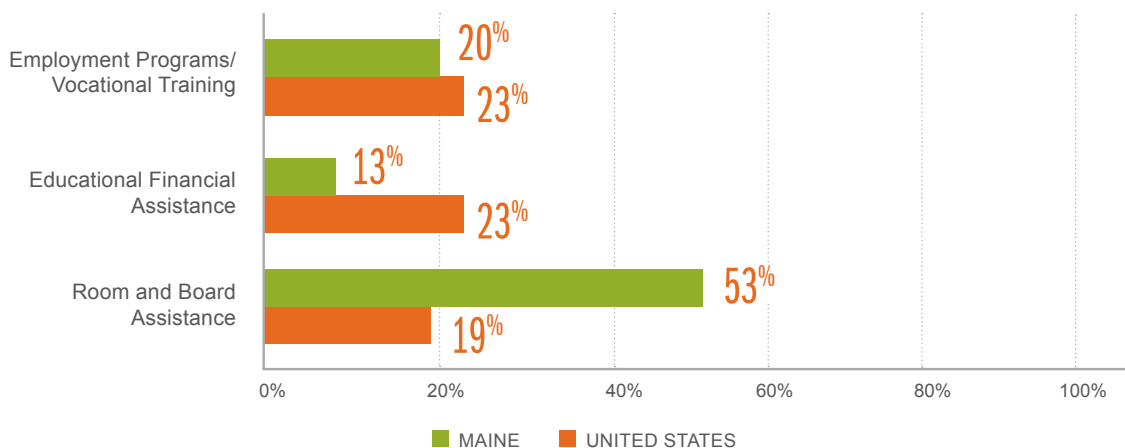
	18TH	19TH		18TH	19TH
MAINE	72	13		UNITED STATES	24,797
					6,489

Percentage Still in Care on Their 19th Birthday

	WHITE	MORE THAN ONE RACE	LATINO		WHITE	MORE THAN ONE RACE	LATINO
MAINE	19%	N.A.	N.A.		UNITED STATES	17%	24%
						37%	

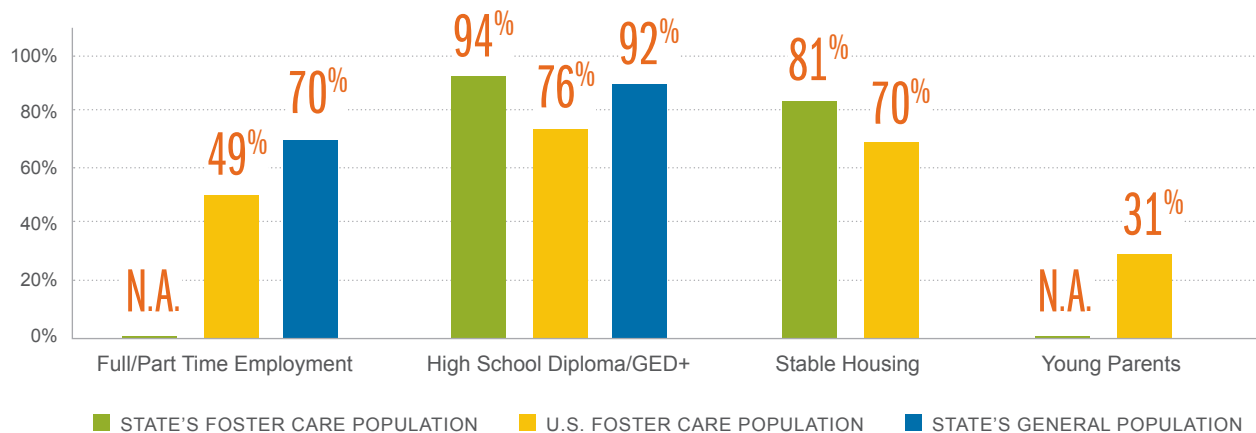
Services

Transition services, such as vocational training and housing assistance, are designed to help young people with foster care experience transition to adulthood. Participation in federally funded transition services provides a window into how well young people are being equipped for employment, education and housing.



Young Adult Outcomes by Age 21

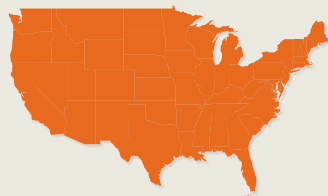
Research shows that young adults who experienced foster care have worse outcomes than their peers in the general population across a variety of spectrums — from education to employment to housing to early parenthood. Examining data on these outcomes in Maine is important as we strive to improve the practices, programs and policies that help ensure these young people have the relationships, resources and opportunities they need for well-being and success.



2018 MARYLAND PROFILE

TRANSITION-AGE YOUTH IN FOSTER CARE

The transition from adolescence to adulthood is a pivotal developmental stage as young people learn the skills needed to be healthy and productive adults. This process can be complicated for youth with foster care experience. Here's what we know about the experiences of these youth in Maryland.



171,162 or 25%

of United States' foster care population is ages 14+



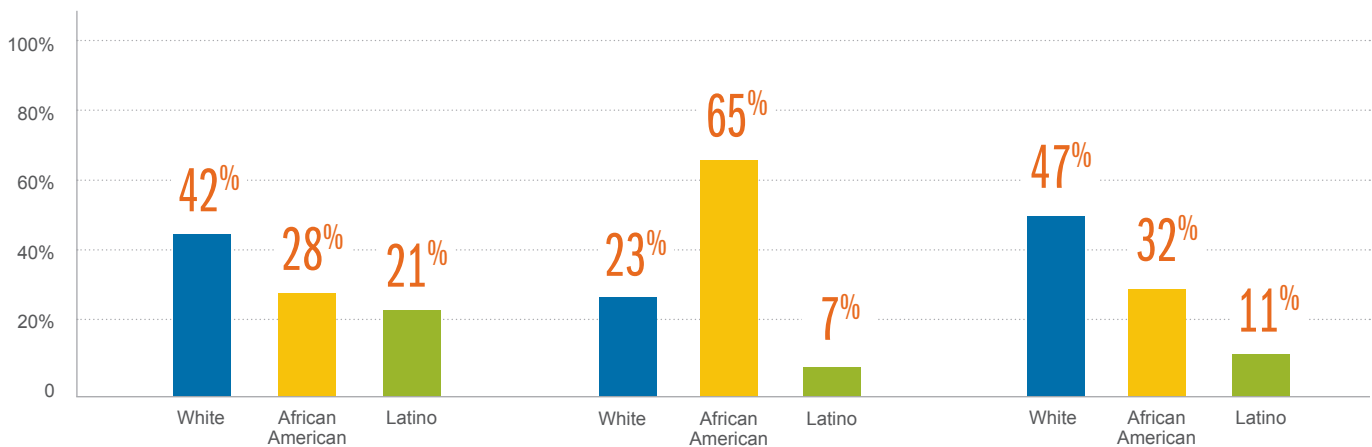
2,093 or 35%

of Maryland's foster care population is ages 14+

United States Foster Care Population

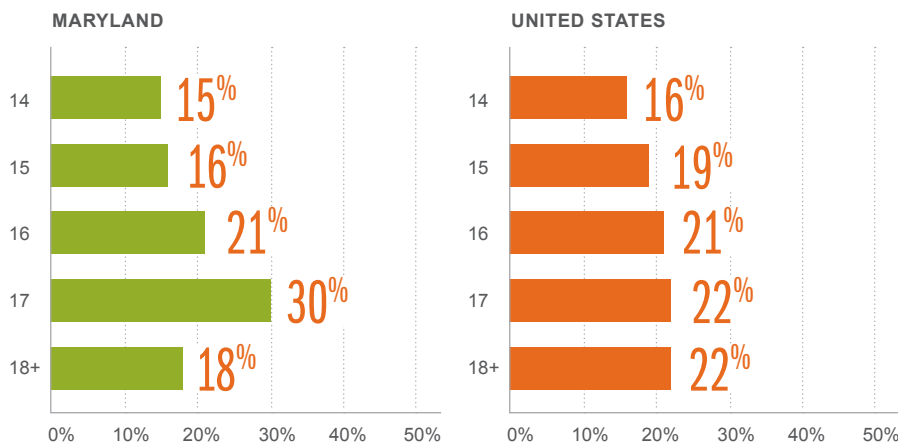
Maryland Foster Care Population

Maryland General Population

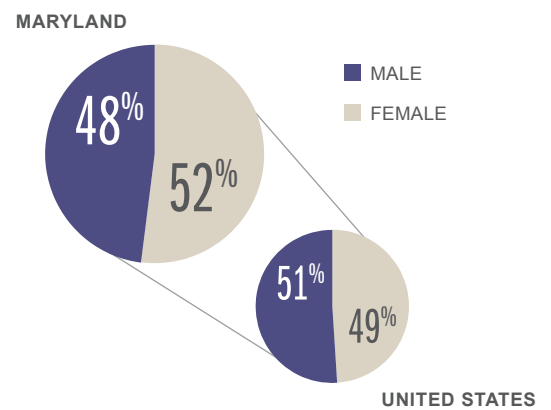


Above charts are based on the three largest racial and ethnic groups in this state for foster care. For additional data, please visit the KIDS COUNT Data Center, <http://datacenter.kidscount.org>.

Youth in Foster Care by Age



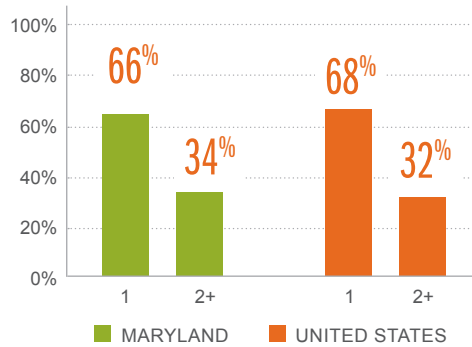
Youth in Foster Care by Sex*



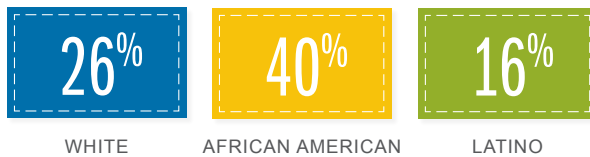
* Sex is based on gender at birth.

In addition to the trauma of abuse or neglect that resulted in being removed from their homes and placed in the foster care system, experiences while in foster care — including frequent moves — can lead to worse outcomes for youth. Looking at these indicators helps us understand how youth with foster care experience in Maryland are faring and provides insight into the changes needed to improve the lives of these young people.

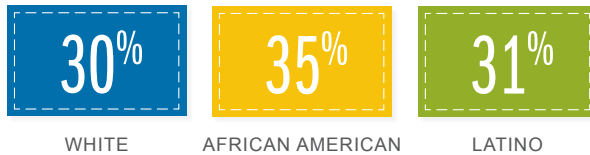
Episodes in the Foster Care System



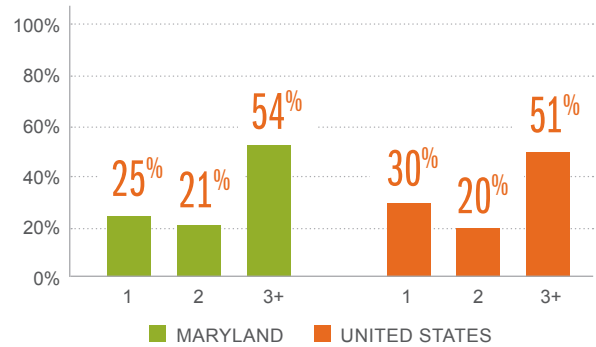
MARYLAND 2+ Foster Care Episodes



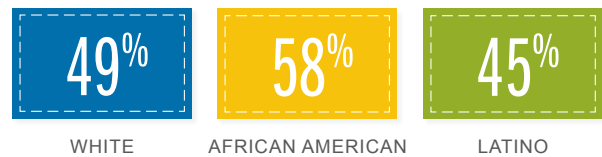
UNITED STATES 2+ Foster Care Episodes



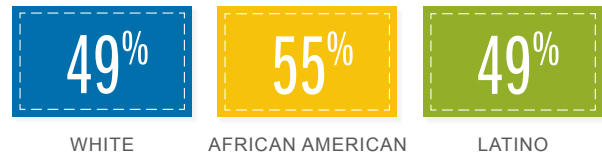
Number of Placements During Most Recent Foster Care Episode



MARYLAND 3+ Foster Care Placements



UNITED STATES 3+ Foster Care Placements



The percentage of young people in each racial and ethnic group who have experienced multiple foster care episodes and placements.

Time in Foster Care by Exit Outcome or Type

	MARYLAND	UNITED STATES
PERMANENCY	14 months	13 months
EMANCIPATION	48 months	34 months
OTHER	29 months	17 months

Placement Type

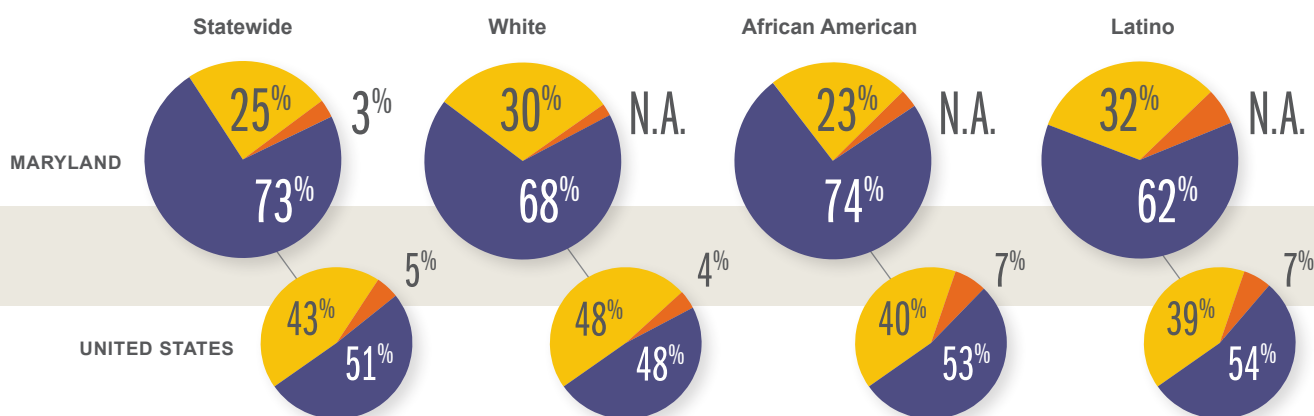
■ MARYLAND ■ UNITED STATES



Reasons for Leaving Foster Care

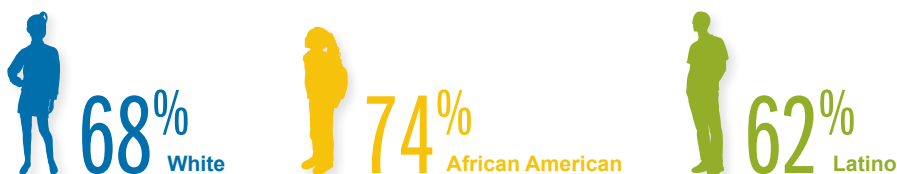
Lingering in foster care, experiencing unstable placement settings while in foster care and leaving foster care without a permanent, legal connection to family are important indicators of how youth in Maryland are faring.

■ PERMANENCE ■ EMANCIPATION/ AGE-OUT (NON-PERMANENCY) ■ OTHER



Due to rounding some charts may not equal 100%

Percentage of Youth Who Emancipated by Race – Maryland



Number of Young People in Care on Their 18th and 19th Birthdays

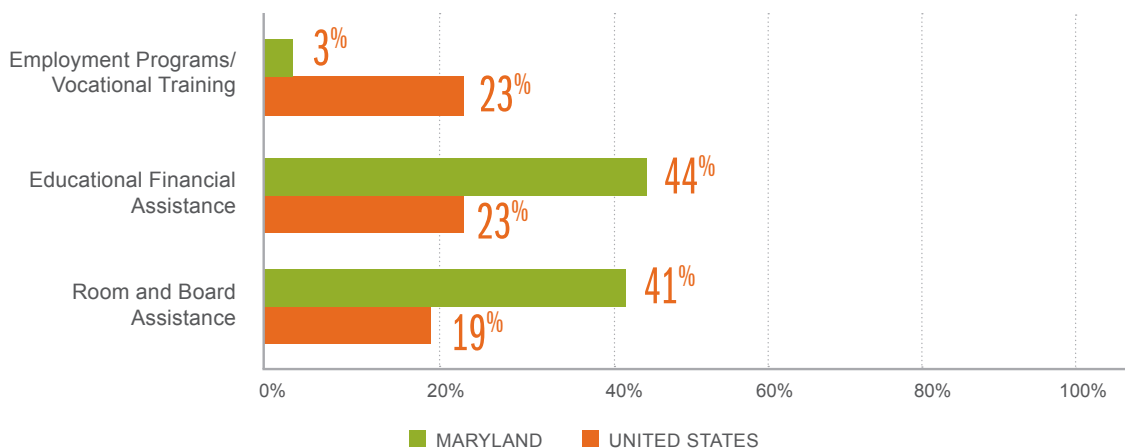
	18TH	19TH		18TH	19TH	
MARYLAND	268	62		UNITED STATES	24,797	6,489

Percentage Still in Care on Their 19th Birthday

	WHITE	AFRICAN AMERICAN	LATINO		WHITE	AFRICAN AMERICAN	LATINO	
MARYLAND	N.A.	27%	N.A.		UNITED STATES	17%	29%	37%

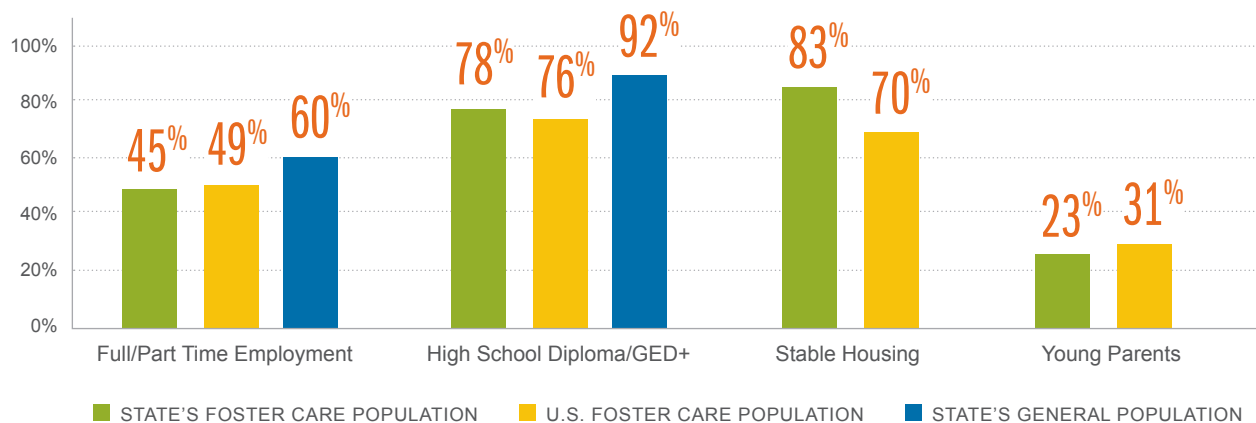
Services

Transition services, such as vocational training and housing assistance, are designed to help young people with foster care experience transition to adulthood. Participation in federally funded transition services provides a window into how well young people are being equipped for employment, education and housing.



Young Adult Outcomes by Age 21

Research shows that young adults who experienced foster care have worse outcomes than their peers in the general population across a variety of spectrums — from education to employment to housing to early parenthood. Examining data on these outcomes in Maryland is important as we strive to improve the practices, programs and policies that help ensure these young people have the relationships, resources and opportunities they need for well-being and success.

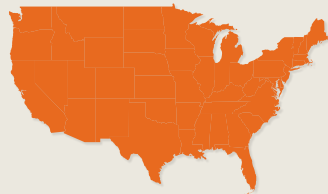




2018 MASSACHUSETTS PROFILE

TRANSITION-AGE YOUTH IN FOSTER CARE

The transition from adolescence to adulthood is a pivotal developmental stage as young people learn the skills needed to be healthy and productive adults. This process can be complicated for youth with foster care experience. Here's what we know about the experiences of these youth in Massachusetts.



171,162 or 25%

of United States' foster care population is ages 14+



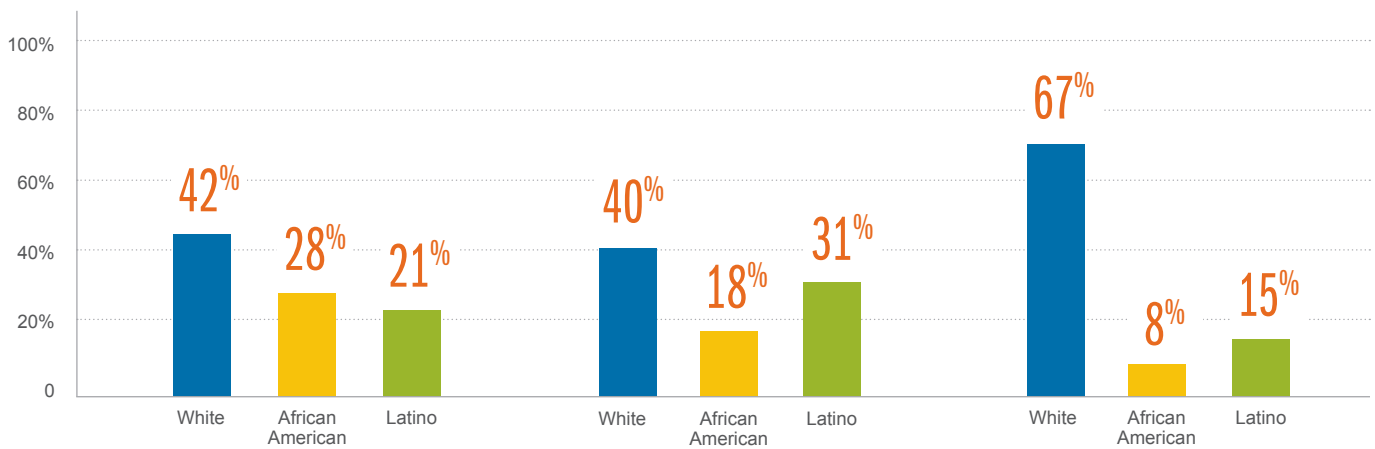
4,949 or 30%

of Massachusetts' foster care population is ages 14+

United States Foster Care Population

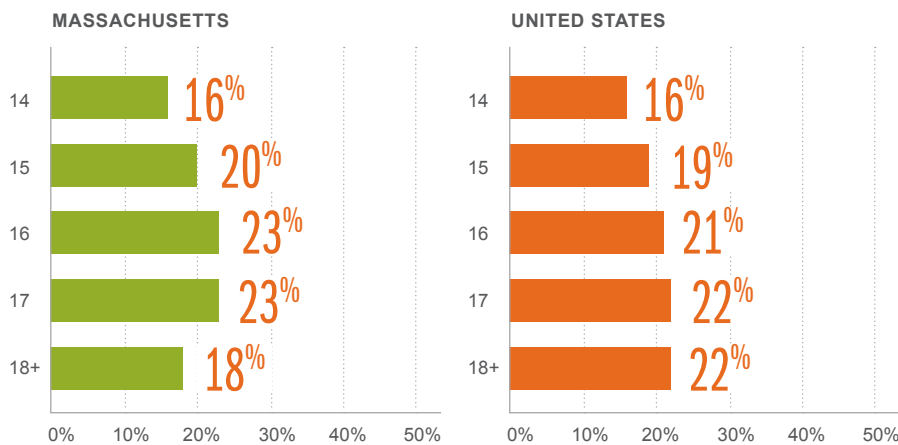
Massachusetts Foster Care Population

Massachusetts General Population

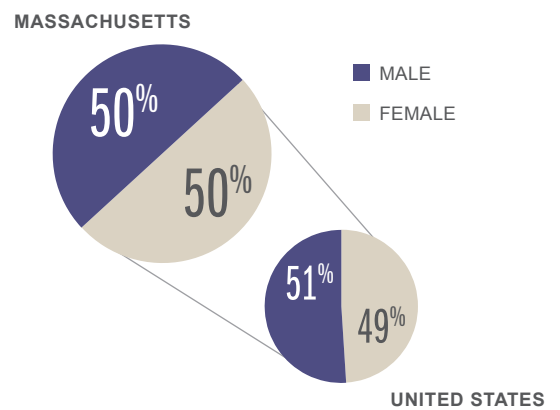


Above charts are based on the three largest racial and ethnic groups in this state for foster care. For additional data, please visit the KIDS COUNT Data Center, <http://datacenter.kidscount.org>.

Youth in Foster Care by Age



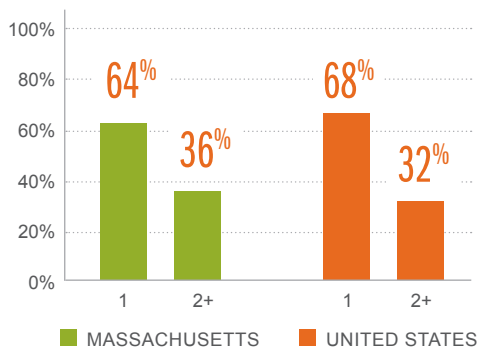
Youth in Foster Care by Sex*



* Sex is based on gender at birth.

In addition to the trauma of abuse or neglect that resulted in being removed from their homes and placed in the foster care system, experiences while in foster care — including frequent moves — can lead to worse outcomes for youth. Looking at these indicators helps us understand how youth with foster care experience in Massachusetts are faring and provides insight into the changes needed to improve the lives of these young people.

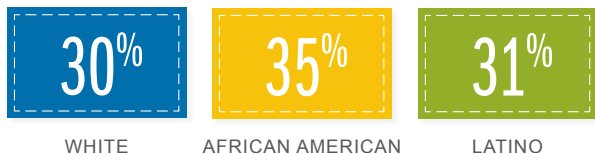
Episodes in the Foster Care System



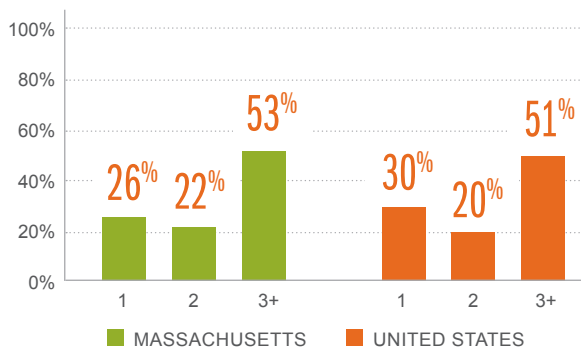
MASSACHUSETTS 2+ Foster Care Episodes



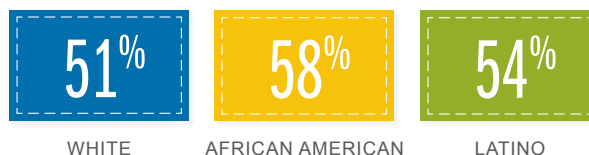
UNITED STATES 2+ Foster Care Episodes



Number of Placements During Most Recent Foster Care Episode



MASSACHUSETTS 3+ Foster Care Placements



UNITED STATES 3+ Foster Care Placements



The percentage of young people in each racial and ethnic group who have experienced multiple foster care episodes and placements.

Time in Foster Care by Exit Outcome or Type

	MASSACHUSETTS	UNITED STATES
PERMANENCY	11 months	13 months
EMANCIPATION	29 months	34 months
OTHER	N.A.	17 months

Placement Type

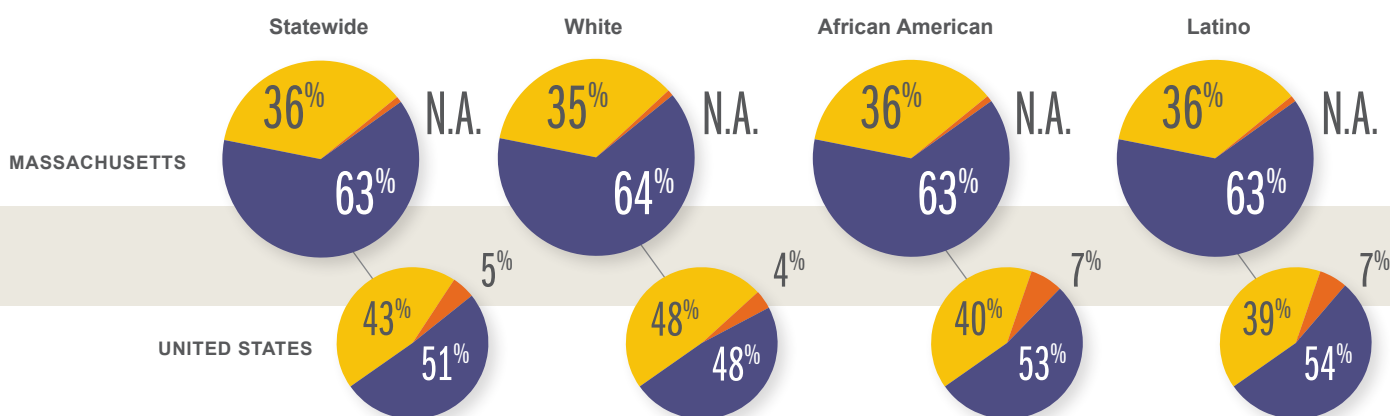
■ MASSACHUSETTS ■ UNITED STATES



Reasons for Leaving Foster Care

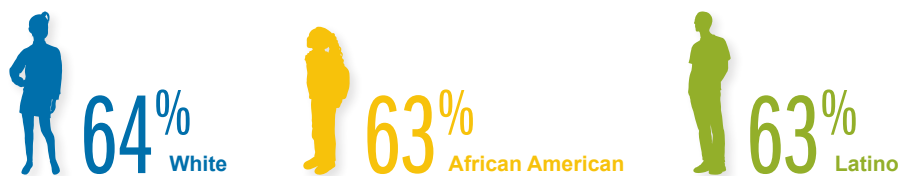
Lingering in foster care, experiencing unstable placement settings while in foster care and leaving foster care without a permanent, legal connection to family are important indicators of how youth in Massachusetts are faring.

■ PERMANENCE ■ EMANCIPATION/ AGE-OUT (NON-PERMANENCY) ■ OTHER



Due to rounding some charts may not equal 100%

Percentage of Youth Who Emancipated by Race – Massachusetts



Number of Young People in Care on Their 18th and 19th Birthdays

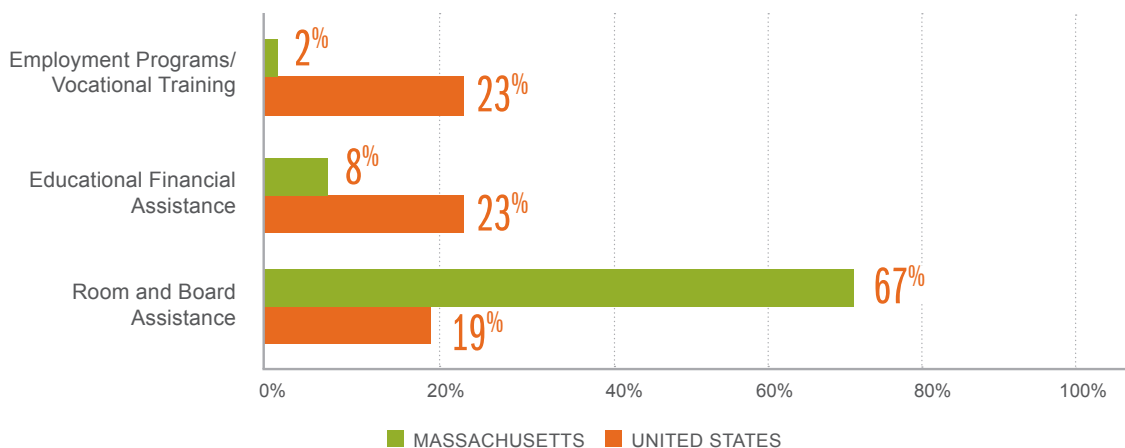
	18TH	19TH		18TH	19TH
MASSACHUSETTS	854	20		UNITED STATES	24,797
					6,489

Percentage Still in Care on Their 19th Birthday

	WHITE	AFRICAN AMERICAN	LATINO		WHITE	AFRICAN AMERICAN	LATINO
MASSACHUSETTS	N.A.	N.A.	N.A.		UNITED STATES	17%	29%
						37%	

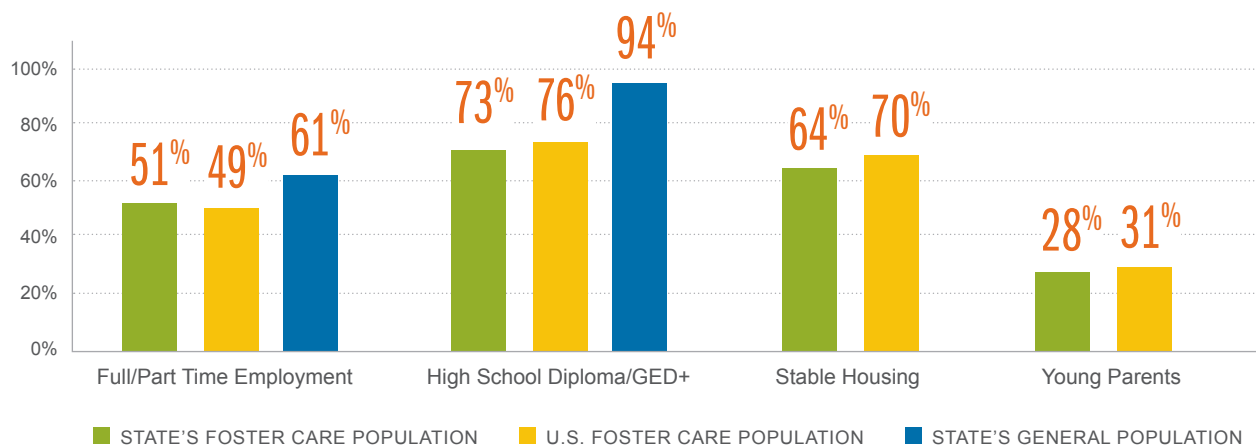
Services

Transition services, such as vocational training and housing assistance, are designed to help young people with foster care experience transition to adulthood. Participation in federally funded transition services provides a window into how well young people are being equipped for employment, education and housing.



Young Adult Outcomes by Age 21

Research shows that young adults who experienced foster care have worse outcomes than their peers in the general population across a variety of spectrums — from education to employment to housing to early parenthood. Examining data on these outcomes in Massachusetts is important as we strive to improve the practices, programs and policies that help ensure these young people have the relationships, resources and opportunities they need for well-being and success.

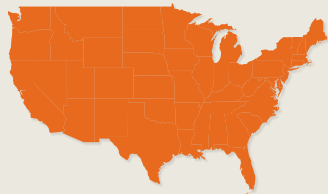




2018 MICHIGAN PROFILE

TRANSITION-AGE YOUTH IN FOSTER CARE

The transition from adolescence to adulthood is a pivotal developmental stage as young people learn the skills needed to be healthy and productive adults. This process can be complicated for youth with foster care experience. Here's what we know about the experiences of these youth in Michigan.



171,162 or 25%

of United States' foster care population is ages 14+



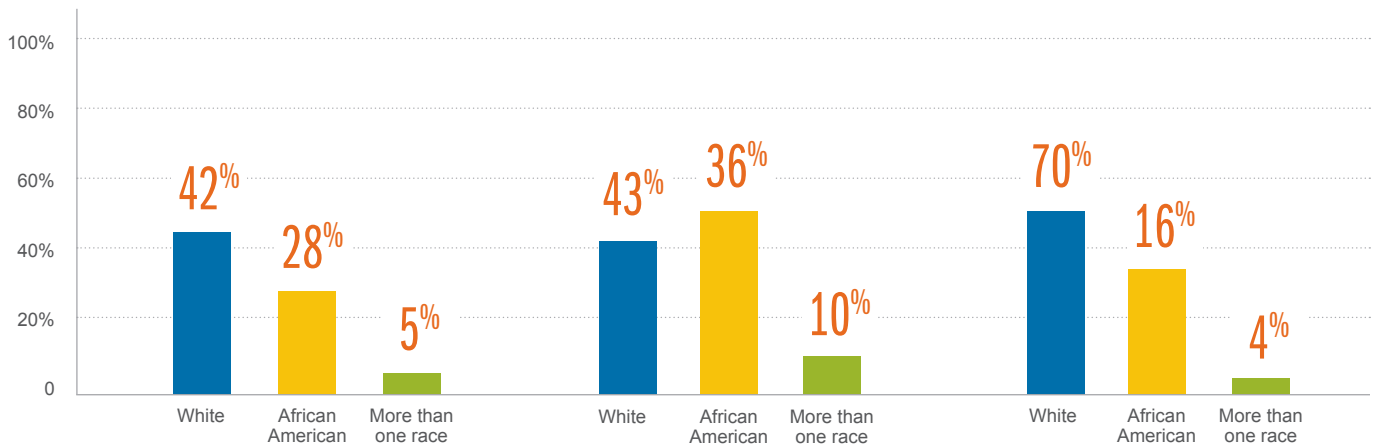
4,137 or 23%

of Michigan's foster care population is ages 14+

United States Foster Care Population

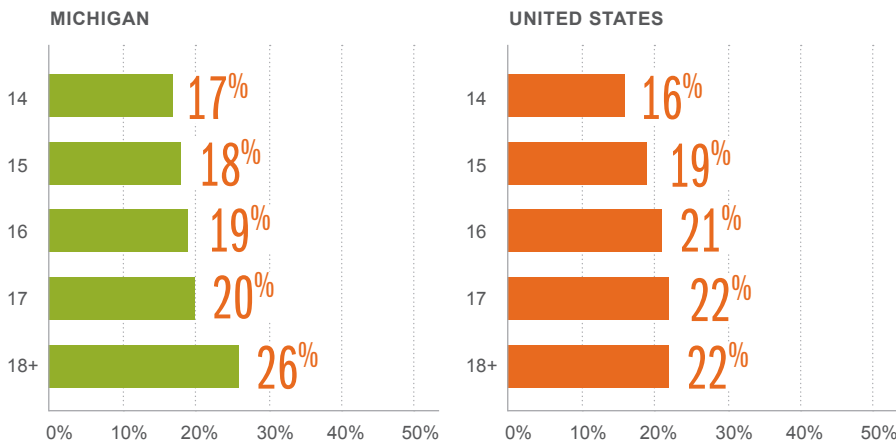
Michigan Foster Care Population

Michigan General Population

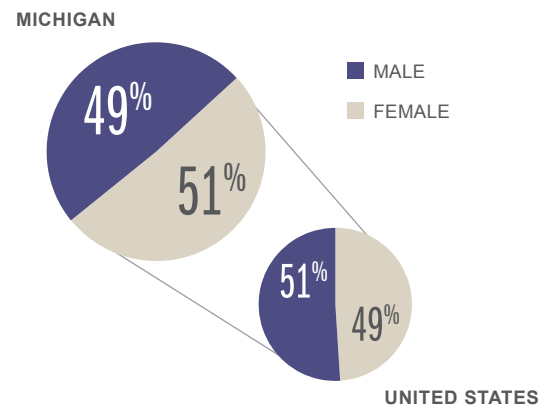


Above charts are based on the three largest racial and ethnic groups in this state for foster care. For additional data, please visit the KIDS COUNT Data Center, <http://datacenter.kidscount.org>.

Youth in Foster Care by Age



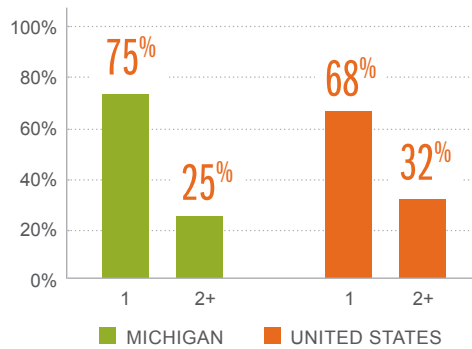
Youth in Foster Care by Sex*



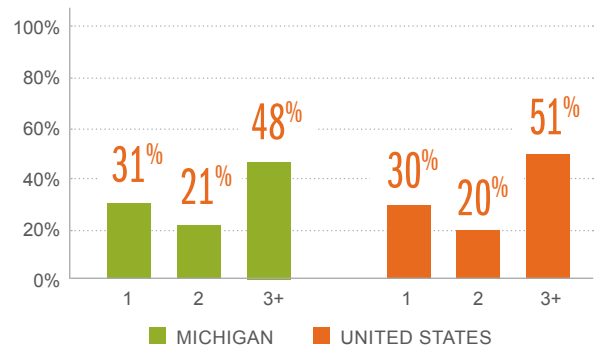
* Sex is based on gender at birth.

In addition to the trauma of abuse or neglect that resulted in being removed from their homes and placed in the foster care system, experiences while in foster care — including frequent moves — can lead to worse outcomes for youth. Looking at these indicators helps us understand how youth with foster care experience in Michigan are faring and provides insight into the changes needed to improve the lives of these young people.

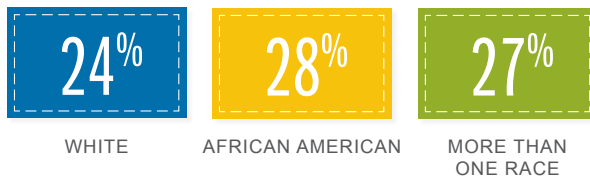
Episodes in the Foster Care System



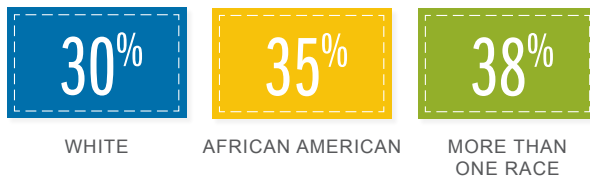
Number of Placements During Most Recent Foster Care Episode



MICHIGAN 2+ Foster Care Episodes



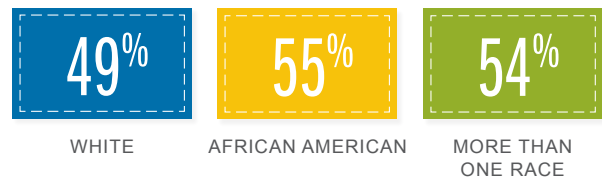
UNITED STATES 2+ Foster Care Episodes



MICHIGAN 3+ Foster Care Placements



UNITED STATES 3+ Foster Care Placements



The percentage of young people in each racial and ethnic group who have experienced multiple foster care episodes and placements.

Time in Foster Care by Exit Outcome or Type

	MICHIGAN	UNITED STATES
PERMANENCY	28 months	13 months
EMANCIPATION	35 months	34 months
OTHER	37 months	17 months

Placement Type

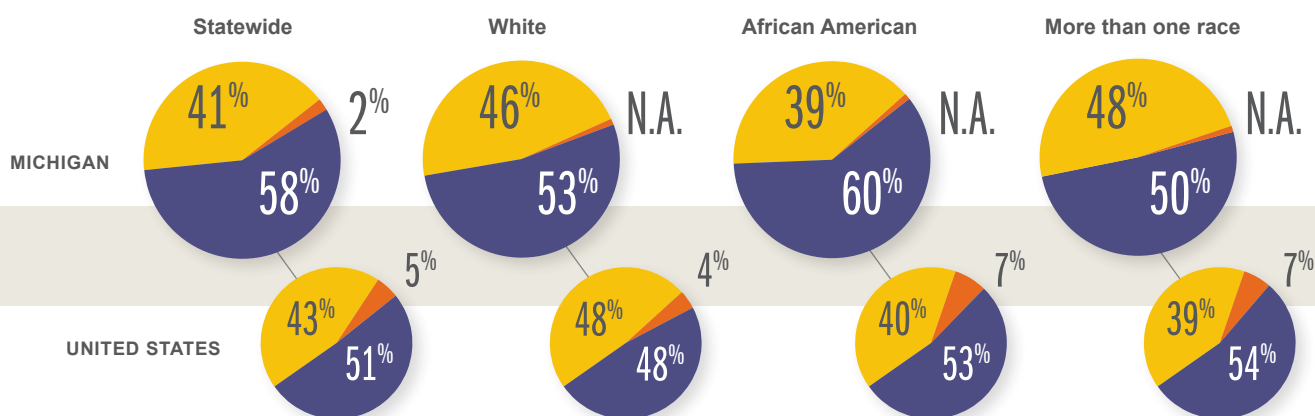
■ MICHIGAN ■ UNITED STATES



Reasons for Leaving Foster Care

Lingering in foster care, experiencing unstable placement settings while in foster care and leaving foster care without a permanent, legal connection to family are important indicators of how youth in Michigan are faring.

■ PERMANENCE ■ EMANCIPATION/ AGE-OUT (NON-PERMANENCY) ■ OTHER



Due to rounding some charts may not equal 100%

Percentage of Youth Who Emancipated by Race – Michigan



Number of Young People in Care on Their 18th and 19th Birthdays

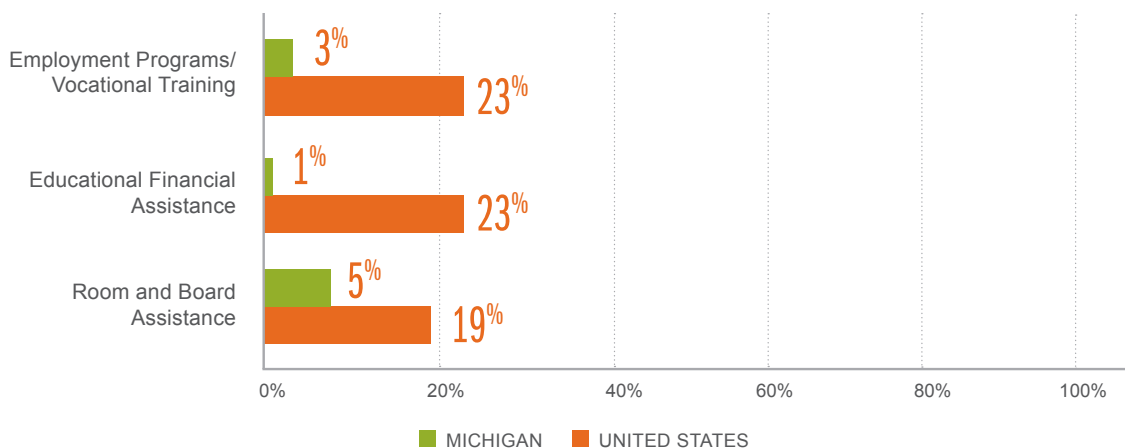
	18TH	19TH		18TH	19TH	
MICHIGAN	787	107		UNITED STATES	24,797	6,489

Percentage Still in Care on Their 19th Birthday

	WHITE	AFRICAN AMERICAN	MORE THAN ONE RACE		WHITE	AFRICAN AMERICAN	MORE THAN ONE RACE	
MICHIGAN	15%	12%	N.A.		UNITED STATES	17%	29%	24%

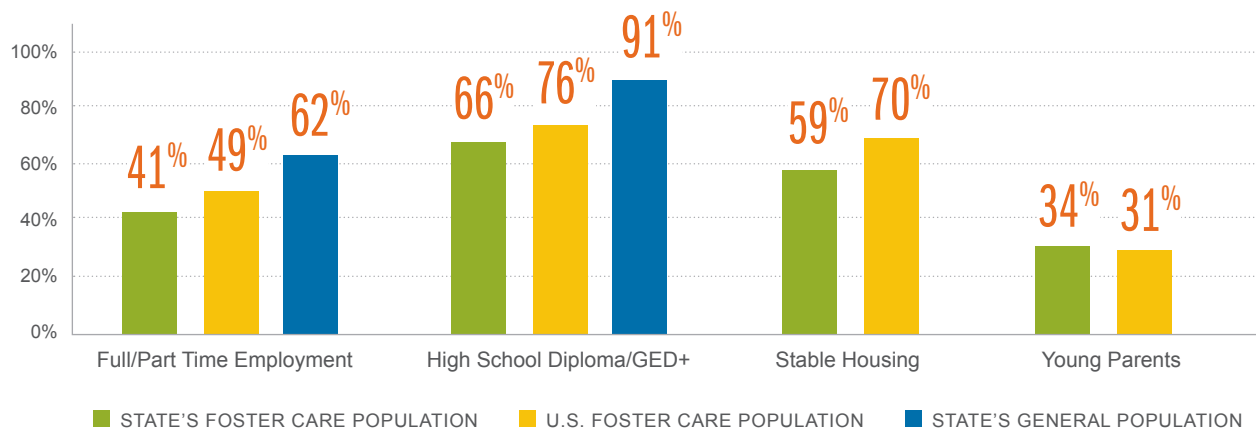
Services

Transition services, such as vocational training and housing assistance, are designed to help young people with foster care experience transition to adulthood. Participation in federally funded transition services provides a window into how well young people are being equipped for employment, education and housing.



Young Adult Outcomes by Age 21

Research shows that young adults who experienced foster care have worse outcomes than their peers in the general population across a variety of spectrums — from education to employment to housing to early parenthood. Examining data on these outcomes in Michigan is important as we strive to improve the practices, programs and policies that help ensure these young people have the relationships, resources and opportunities they need for well-being and success.

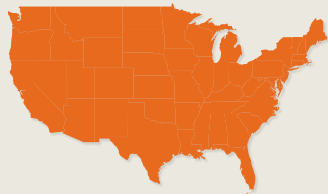




2018 MINNESOTA PROFILE

TRANSITION-AGE YOUTH IN FOSTER CARE

The transition from adolescence to adulthood is a pivotal developmental stage as young people learn the skills needed to be healthy and productive adults. This process can be complicated for youth with foster care experience. Here's what we know about the experiences of these youth in Minnesota.



171,162 or 25%

of United States' foster care population is ages 14+



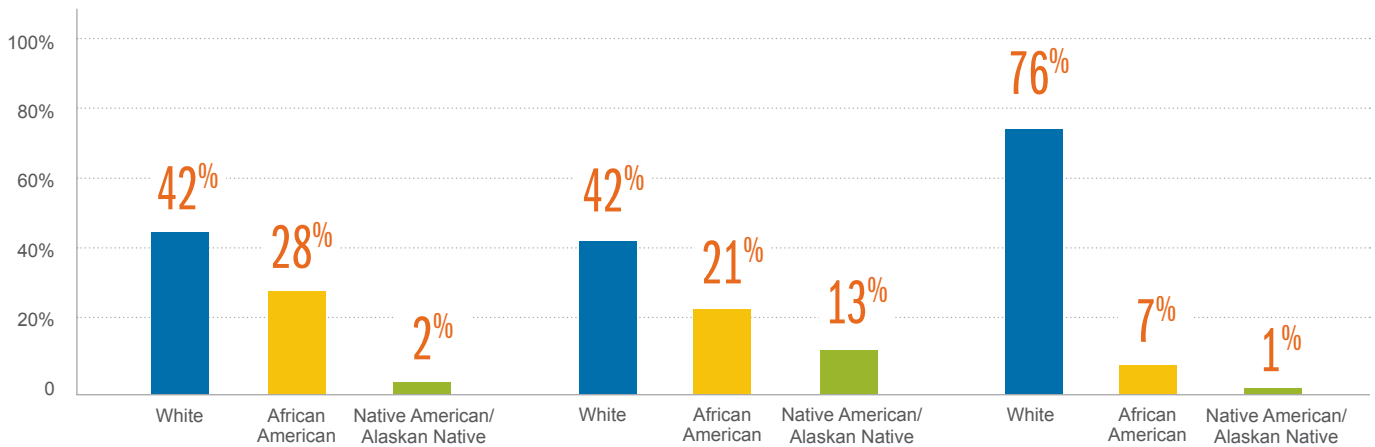
4,067 or 28%

of Minnesota's foster care population is ages 14+

United States Foster Care Population

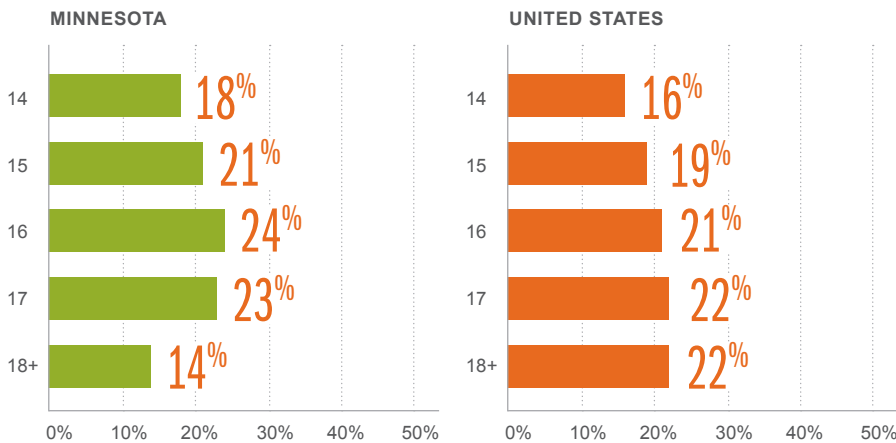
Minnesota Foster Care Population

Minnesota General Population

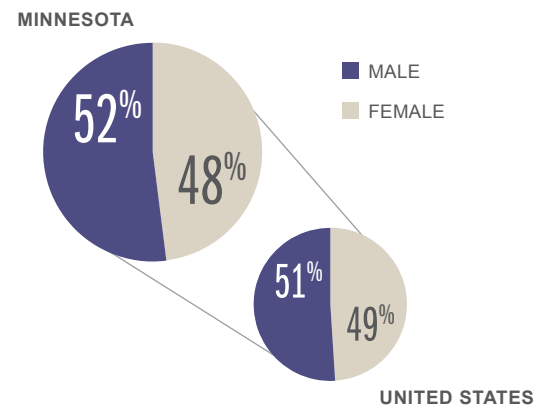


Above charts are based on the three largest racial and ethnic groups in this state for foster care. For additional data, please visit the KIDS COUNT Data Center, <http://datacenter.kidscount.org>.

Youth in Foster Care by Age



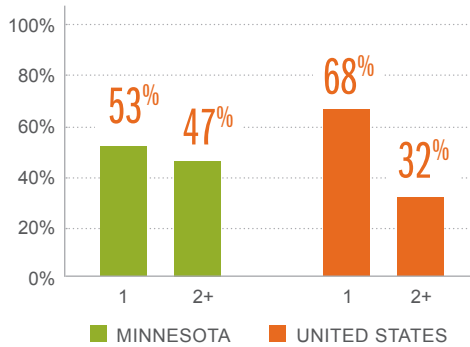
Youth in Foster Care by Sex*



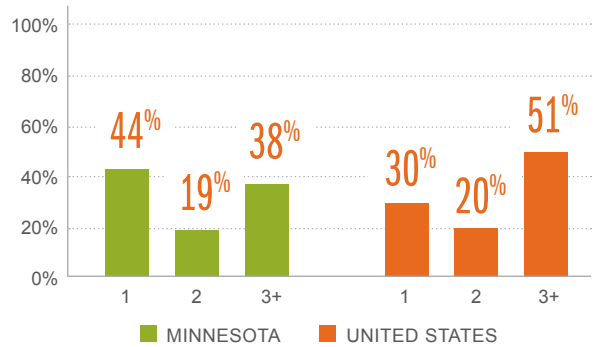
* Sex is based on gender at birth.

In addition to the trauma of abuse or neglect that resulted in being removed from their homes and placed in the foster care system, experiences while in foster care — including frequent moves — can lead to worse outcomes for youth. Looking at these indicators helps us understand how youth with foster care experience in Minnesota are faring and provides insight into the changes needed to improve the lives of these young people.

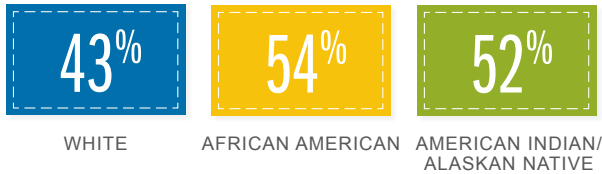
Episodes in the Foster Care System



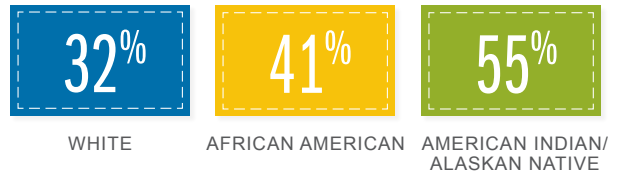
Number of Placements During Most Recent Foster Care Episode



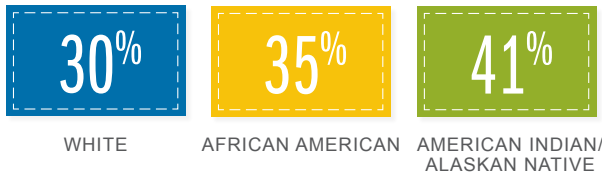
MINNESOTA 2+ Foster Care Episodes



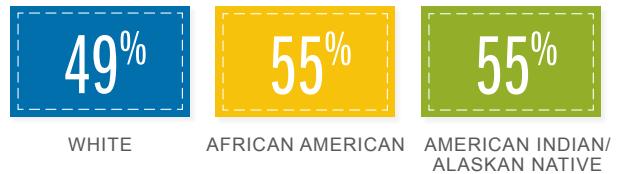
MINNESOTA 3+ Foster Care Placements



UNITED STATES 2+ Foster Care Episodes



UNITED STATES 3+ Foster Care Placements



The percentage of young people in each racial and ethnic group who have experienced multiple foster care episodes and placements.

Time in Foster Care by Exit Outcome or Type

	MINNESOTA	UNITED STATES
PERMANENCY	6 months	13 months
EMANCIPATION	27 months	34 months
OTHER	14 months	17 months

Placement Type

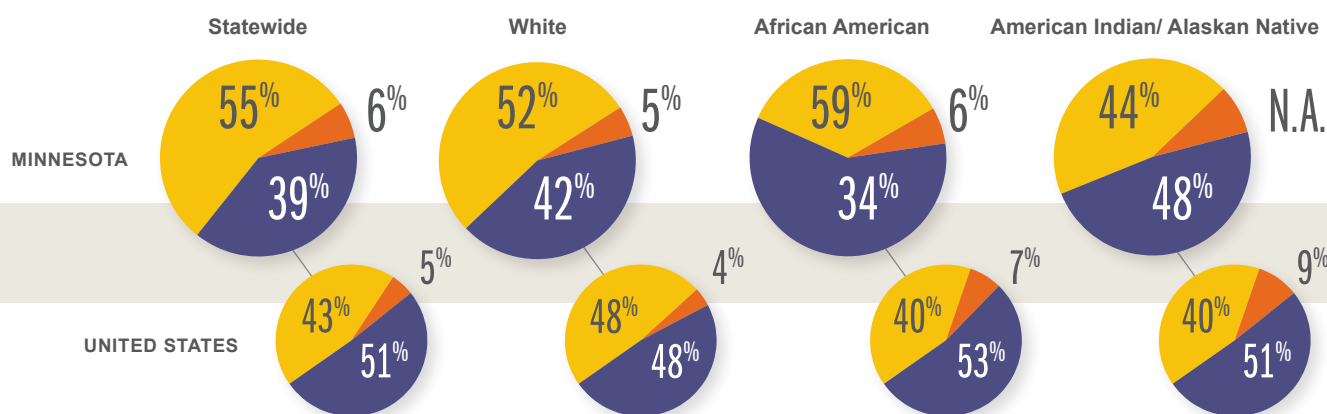
■ MINNESOTA ■ UNITED STATES



Reasons for Leaving Foster Care

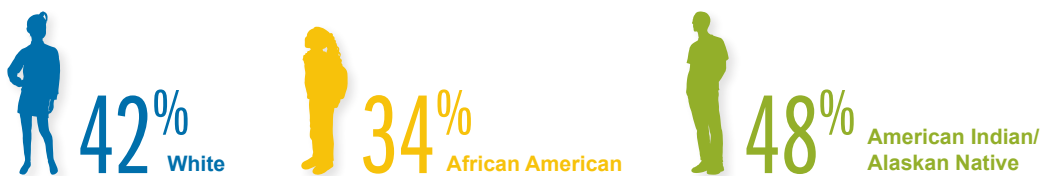
Lingering in foster care, experiencing unstable placement settings while in foster care and leaving foster care without a permanent, legal connection to family are important indicators of how youth in Minnesota are faring.

■ PERMANENCE ■ EMANCIPATION/ AGE-OUT (NON-PERMANENCY) ■ OTHER



Due to rounding some charts may not equal 100%

Percentage of Youth Who Emancipated by Race – Minnesota



Number of Young People in Care on Their 18th and 19th Birthdays

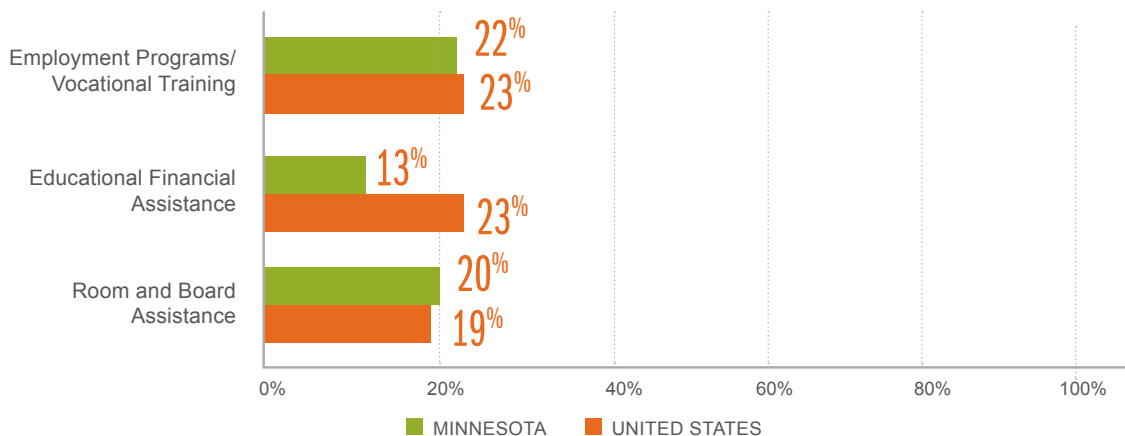
	18TH	19TH		18TH	19TH	
MINNESOTA	461	29		UNITED STATES	24,797	6,489

Percentage Still in Care on Their 19th Birthday

	WHITE	AFRICAN AMERICAN	AMERICAN INDIAN/ ALASKAN NATIVE		WHITE	AFRICAN AMERICAN	AMERICAN INDIAN/ ALASKAN NATIVE	
MINNESOTA	N.A.	N.A.	N.A.		UNITED STATES	17%	29%	15%

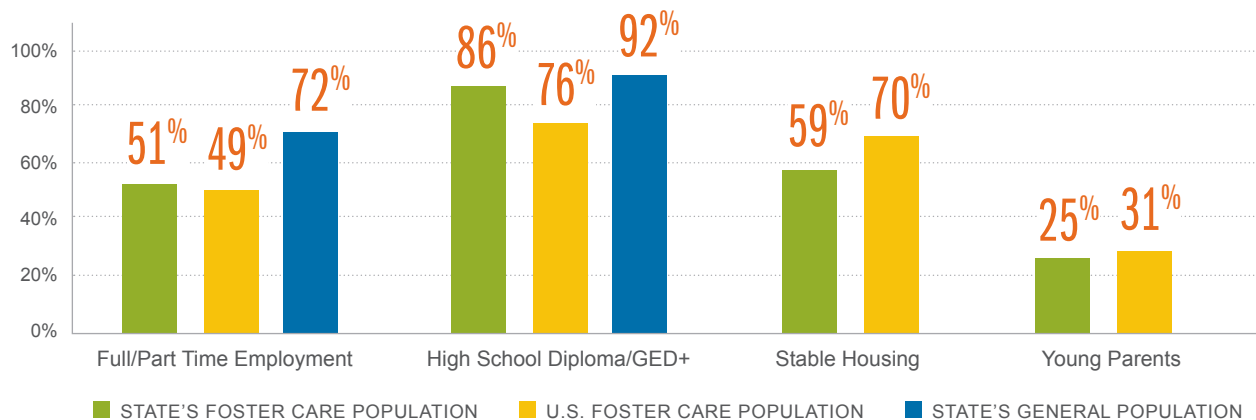
Services

Transition services, such as vocational training and housing assistance, are designed to help young people with foster care experience transition to adulthood. Participation in federally funded transition services provides a window into how well young people are being equipped for employment, education and housing.



Young Adult Outcomes by Age 21

Research shows that young adults who experienced foster care have worse outcomes than their peers in the general population across a variety of spectrums — from education to employment to housing to early parenthood. Examining data on these outcomes in Minnesota is important as we strive to improve the practices, programs and policies that help ensure these young people have the relationships, resources and opportunities they need for well-being and success.

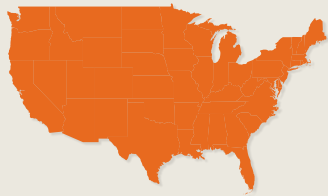




2018 MISSISSIPPI PROFILE

TRANSITION-AGE YOUTH IN FOSTER CARE

The transition from adolescence to adulthood is a pivotal developmental stage as young people learn the skills needed to be healthy and productive adults. This process can be complicated for youth with foster care experience. Here's what we know about the experiences of these youth in Mississippi.



171,162 or 25%

of United States' foster care population is ages 14+



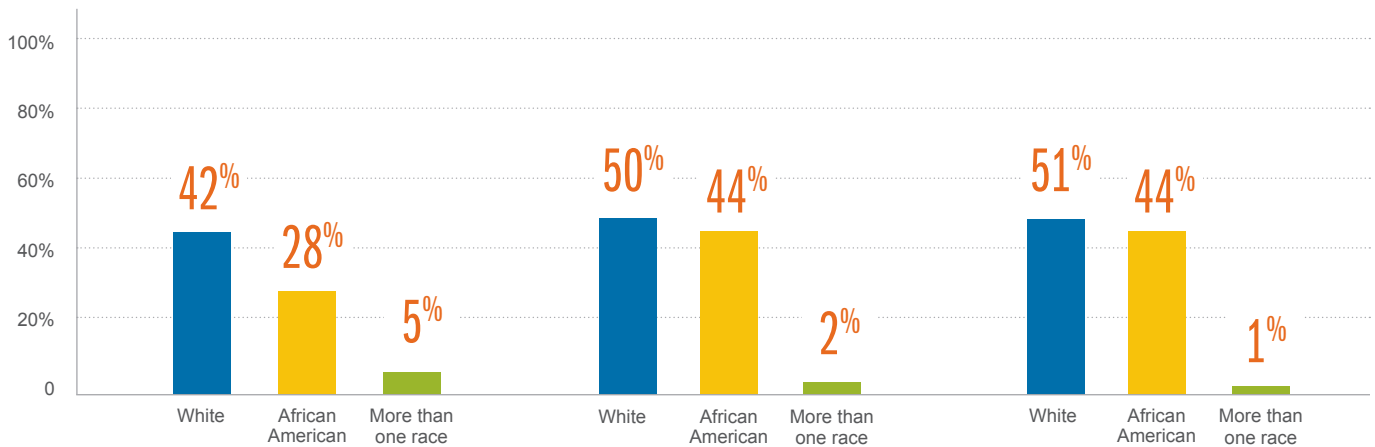
1,788 or 21%

of Mississippi's foster care population is ages 14+

United States Foster Care Population

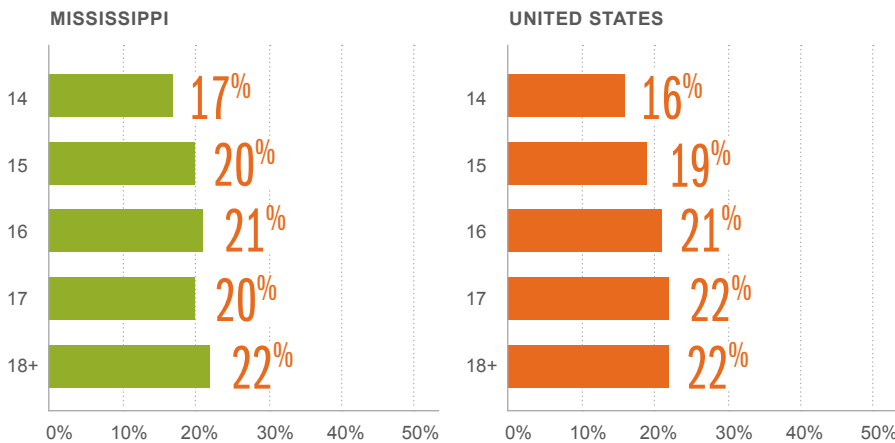
Mississippi Foster Care Population

Mississippi General Population

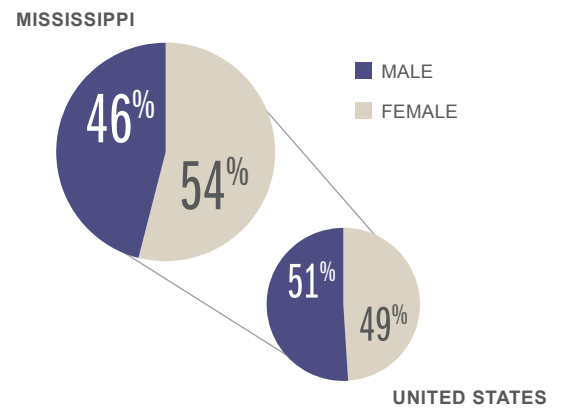


Above charts are based on the three largest racial and ethnic groups in this state for foster care. For additional data, please visit the KIDS COUNT Data Center, <http://datacenter.kidscount.org>.

Youth in Foster Care by Age



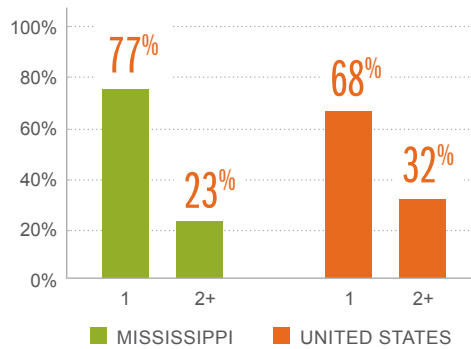
Youth in Foster Care by Sex*



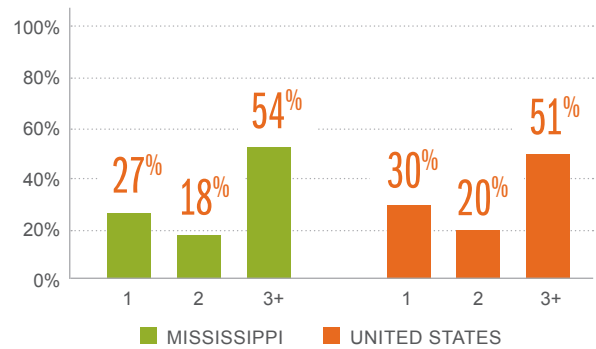
* Sex is based on gender at birth.

In addition to the trauma of abuse or neglect that resulted in being removed from their homes and placed in the foster care system, experiences while in foster care — including frequent moves — can lead to worse outcomes for youth. Looking at these indicators helps us understand how youth with foster care experience in Mississippi are faring and provides insight into the changes needed to improve the lives of these young people.

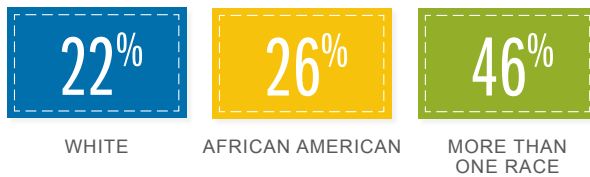
Episodes in the Foster Care System



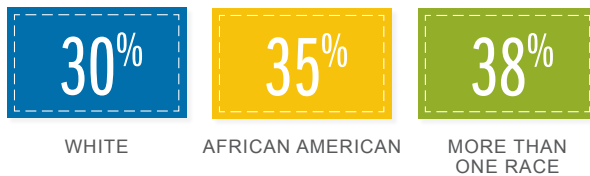
Number of Placements During Most Recent Foster Care Episode



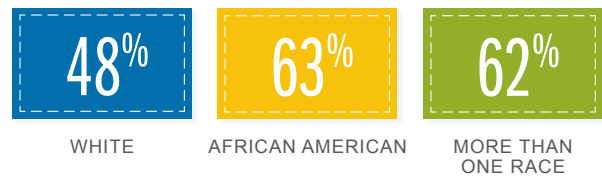
MISSISSIPPI 2+ Foster Care Episodes



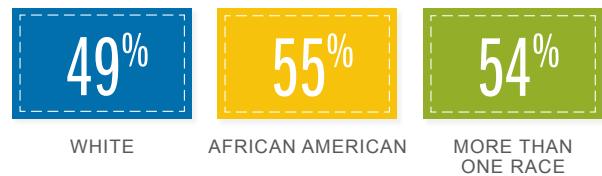
UNITED STATES 2+ Foster Care Episodes



MISSISSIPPI 3+ Foster Care Placements



UNITED STATES 3+ Foster Care Placements



The percentage of young people in each racial and ethnic group who have experienced multiple foster care episodes and placements.

Time in Foster Care by Exit Outcome or Type

	MISSISSIPPI	UNITED STATES
PERMANENCY	18 months	13 months
EMANCIPATION	49 months	34 months
OTHER	36 months	17 months

Placement Type

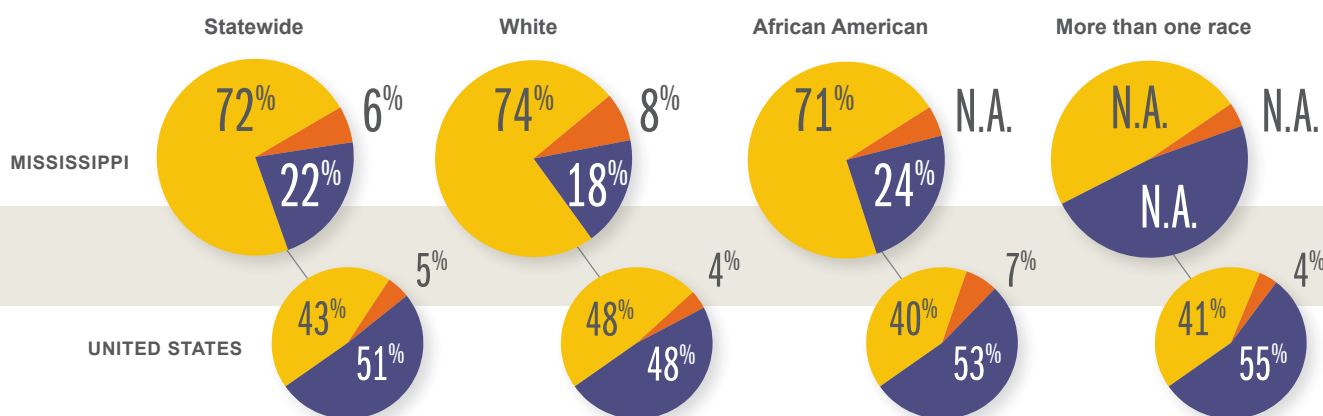
■ MISSISSIPPI ■ UNITED STATES



Reasons for Leaving Foster Care

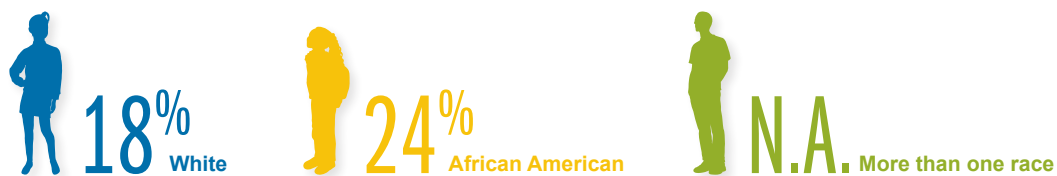
Lingering in foster care, experiencing unstable placement settings while in foster care and leaving foster care without a permanent, legal connection to family are important indicators of how youth in Mississippi are faring.

■ PERMANENCE ■ EMANCIPATION/ AGE-OUT (NON-PERMANENCY) ■ OTHER



Due to rounding some charts may not equal 100%

Percentage of Youth Who Emancipated by Race – Mississippi



Number of Young People in Care on Their 18th and 19th Birthdays

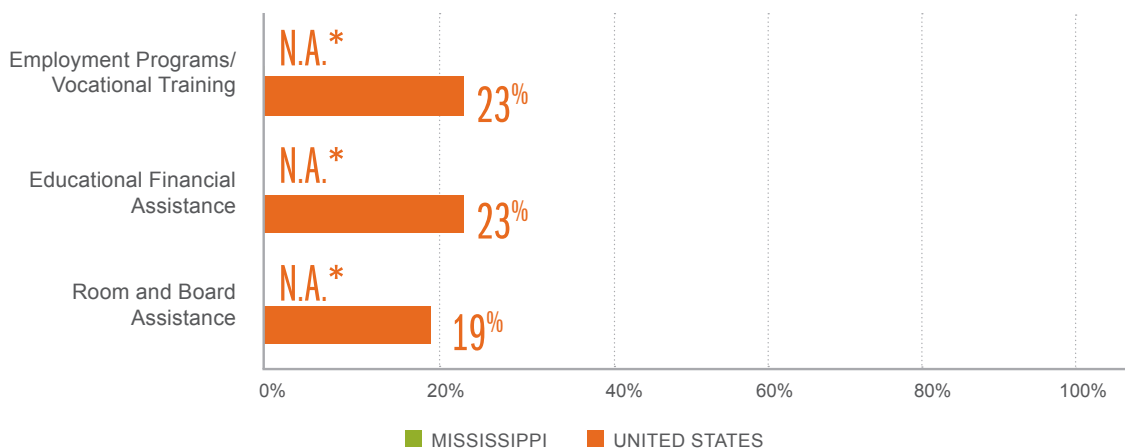
	18TH	19TH		18TH	19TH
MISSISSIPPI	190	85		UNITED STATES	24,797
					6,489

Percentage Still in Care on Their 19th Birthday

	WHITE	AFRICAN AMERICAN	MORE THAN ONE RACE		WHITE	AFRICAN AMERICAN	MORE THAN ONE RACE
MISSISSIPPI	33%	53%	N.A.		UNITED STATES	17%	29%
						24%	

Services

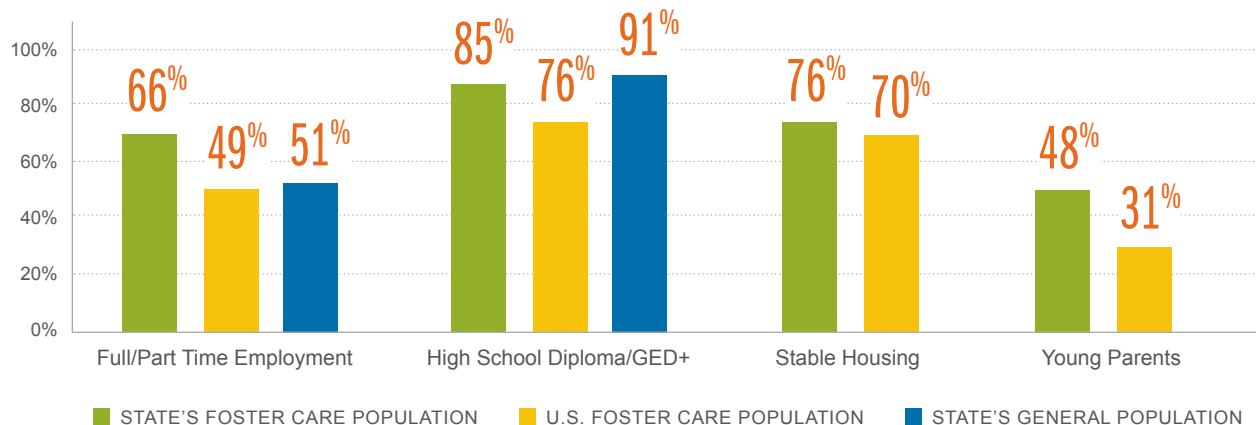
Transition services, such as vocational training and housing assistance, are designed to help young people with foster care experience transition to adulthood. Participation in federally funded transition services provides a window into how well young people are being equipped for employment, education and housing.



* Cannot publish due to a sample size under 10 young people.

Young Adult Outcomes by Age 21

Research shows that young adults who experienced foster care have worse outcomes than their peers in the general population across a variety of spectrums — from education to employment to housing to early parenthood. Examining data on these outcomes in Mississippi is important as we strive to improve the practices, programs and policies that help ensure these young people have the relationships, resources and opportunities they need for well-being and success.

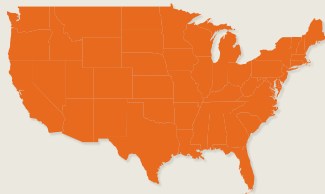




2018 MISSOURI PROFILE

TRANSITION-AGE YOUTH IN FOSTER CARE

The transition from adolescence to adulthood is a pivotal developmental stage as young people learn the skills needed to be healthy and productive adults. This process can be complicated for youth with foster care experience. Here's what we know about the experiences of these youth in Missouri.



171,162 or 25%

of United States' foster care population is ages 14+



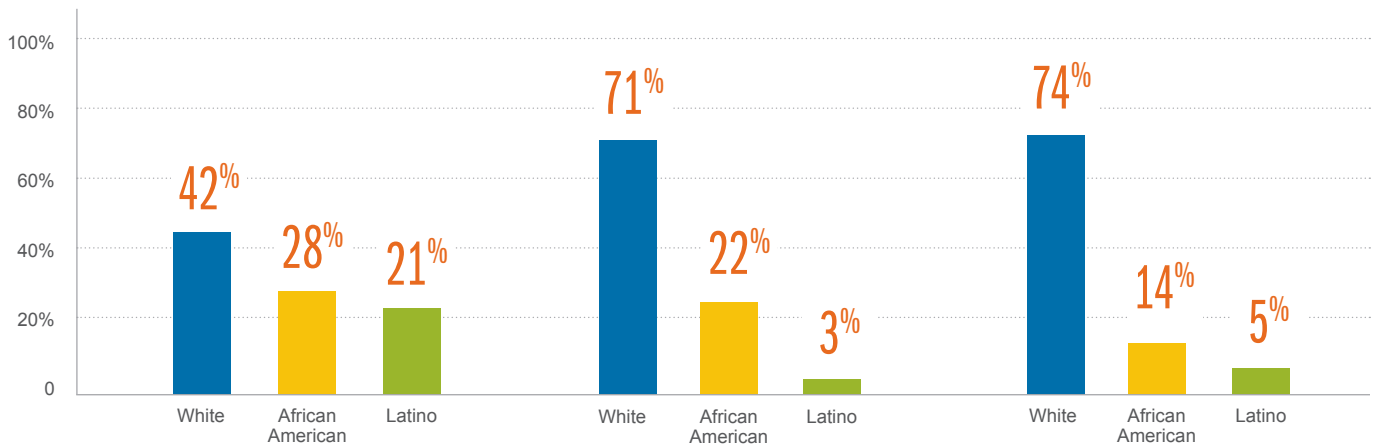
4,362 or 23%

of Missouri's foster care population is ages 14+

United States Foster Care Population

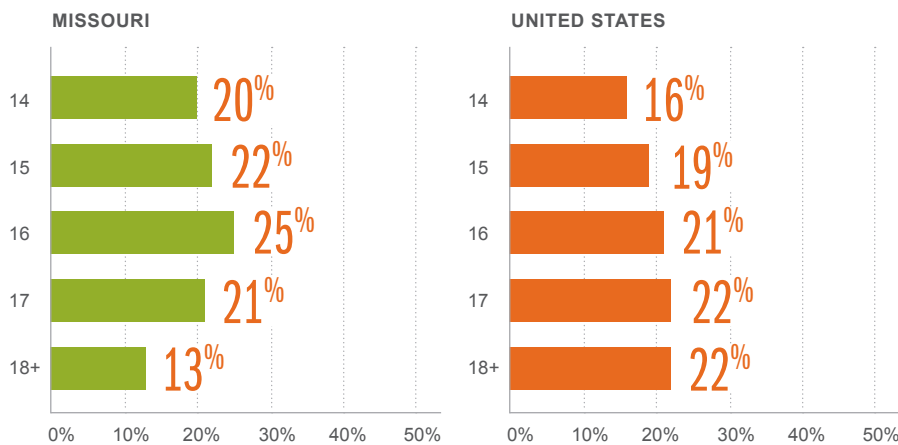
Missouri Foster Care Population

Missouri General Population

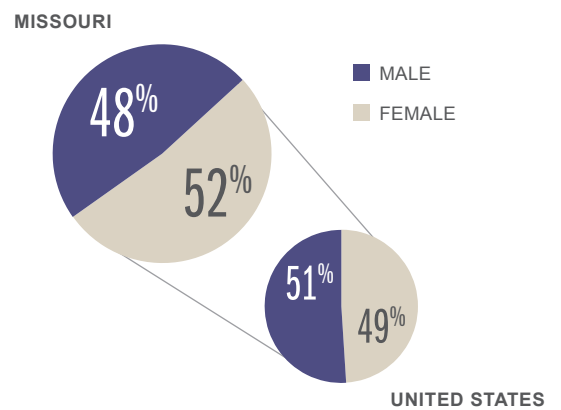


Above charts are based on the three largest racial and ethnic groups in this state for foster care. For additional data, please visit the KIDS COUNT Data Center, <http://datacenter.kidscount.org>.

Youth in Foster Care by Age



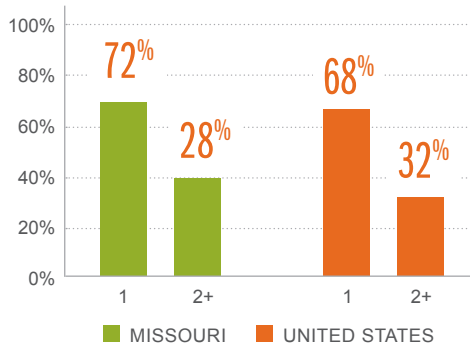
Youth in Foster Care by Sex*



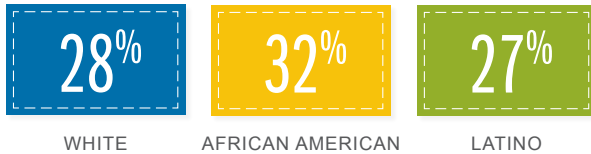
* Sex is based on gender at birth.

In addition to the trauma of abuse or neglect that resulted in being removed from their homes and placed in the foster care system, experiences while in foster care — including frequent moves — can lead to worse outcomes for youth. Looking at these indicators helps us understand how youth with foster care experience in Missouri are faring and provides insight into the changes needed to improve the lives of these young people.

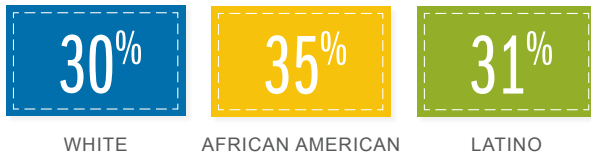
Episodes in the Foster Care System



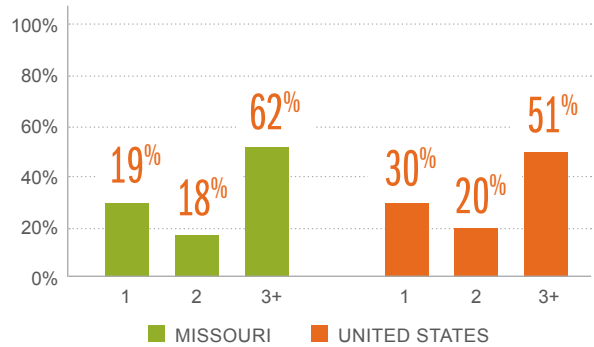
MISSOURI 2+ Foster Care Episodes



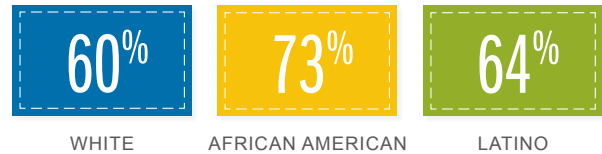
UNITED STATES 2+ Foster Care Episodes



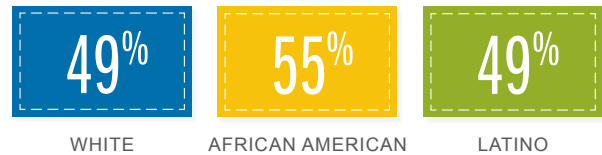
Number of Placements During Most Recent Foster Care Episode



MISSOURI 3+ Foster Care Placements



UNITED STATES 3+ Foster Care Placements



The percentage of young people in each racial and ethnic group who have experienced multiple foster care episodes and placements.

Time in Foster Care by Exit Outcome or Type

	MISSOURI	UNITED STATES
PERMANENCY	18 months	13 months
EMANCIPATION	37 months	34 months
OTHER	25 months	17 months

Placement Type

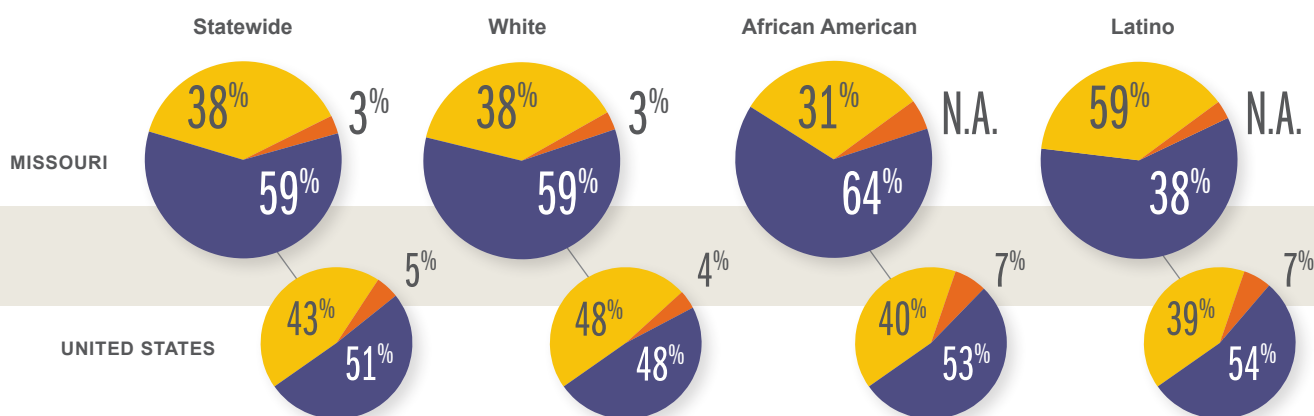
■ MISSOURI ■ UNITED STATES



Reasons for Leaving Foster Care

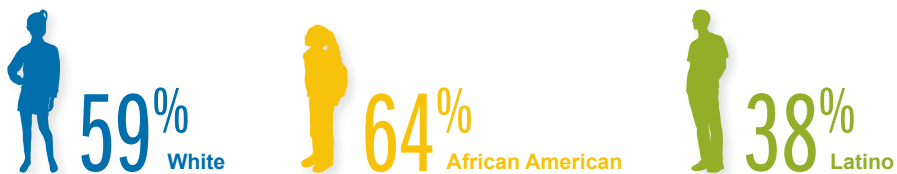
Lingering in foster care, experiencing unstable placement settings while in foster care and leaving foster care without a permanent, legal connection to family are important indicators of how youth in Missouri are faring.

■ PERMANENCE ■ EMANCIPATION/ AGE-OUT (NON-PERMANENCY) ■ OTHER



Due to rounding some charts may not equal 100%

Percentage of Youth Who Emancipated by Race – Missouri



Number of Young People in Care on Their 18th and 19th Birthdays

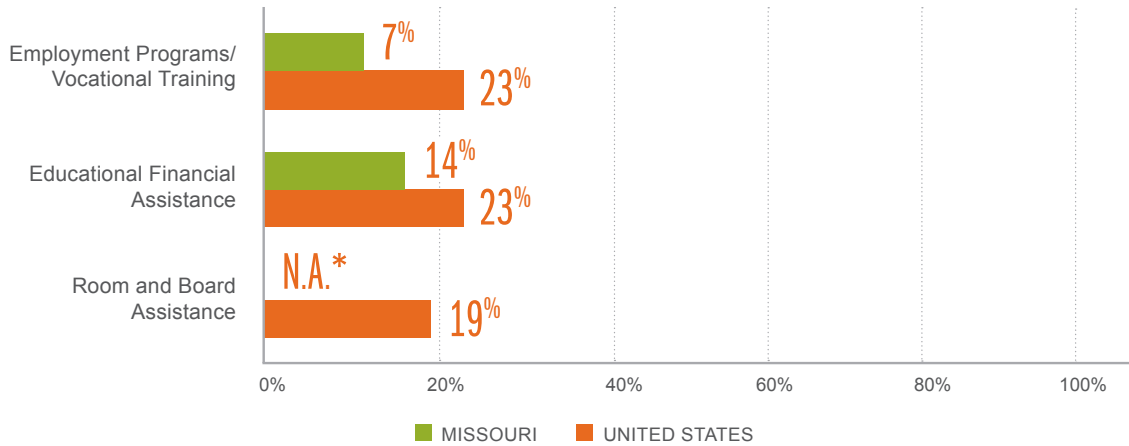
	18TH	19TH		18TH	19TH
MISSOURI	541	N.A.		UNITED STATES	24,797
					6,489

Percentage Still in Care on Their 19th Birthday

	WHITE	AFRICAN AMERICAN	LATINO		WHITE	AFRICAN AMERICAN	LATINO
MISSOURI	N.A.	N.A.	N.A.		UNITED STATES	17%	29%
						37%	

Services

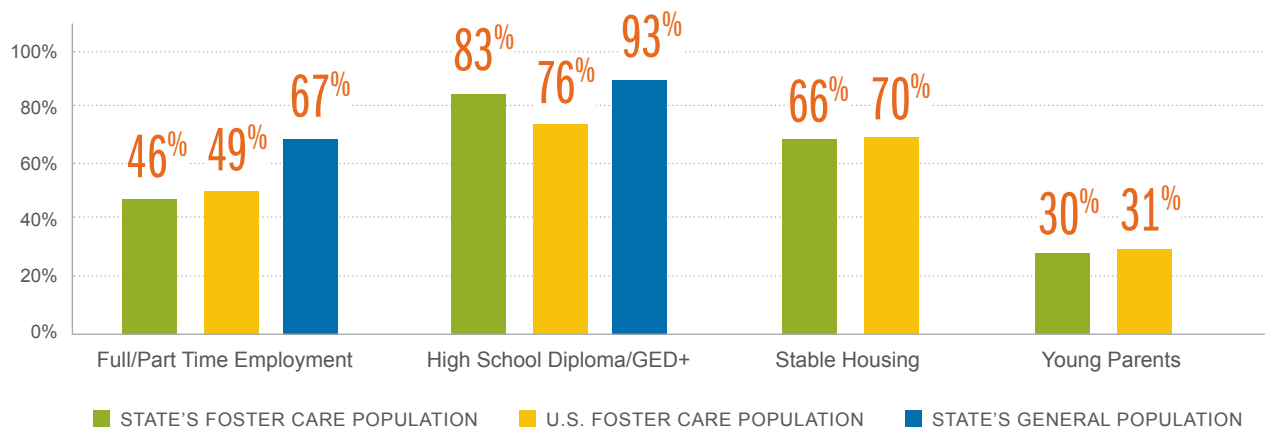
Transition services, such as vocational training and housing assistance, are designed to help young people with foster care experience transition to adulthood. Participation in federally funded transition services provides a window into how well young people are being equipped for employment, education and housing.



* Cannot publish due to a sample size under 10 young people.

Young Adult Outcomes by Age 21

Research shows that young adults who experienced foster care have worse outcomes than their peers in the general population across a variety of spectrums — from education to employment to housing to early parenthood. Examining data on these outcomes in Missouri is important as we strive to improve the practices, programs and policies that help ensure these young people have the relationships, resources and opportunities they need for well-being and success.

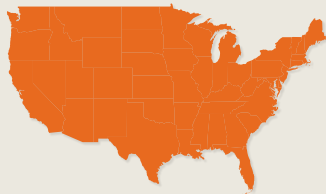




2018 MONTANA PROFILE

TRANSITION-AGE YOUTH IN FOSTER CARE

The transition from adolescence to adulthood is a pivotal developmental stage as young people learn the skills needed to be healthy and productive adults. This process can be complicated for youth with foster care experience. Here's what we know about the experiences of these youth in Montana.



171,162 or 25%

of United States' foster care population is ages 14+



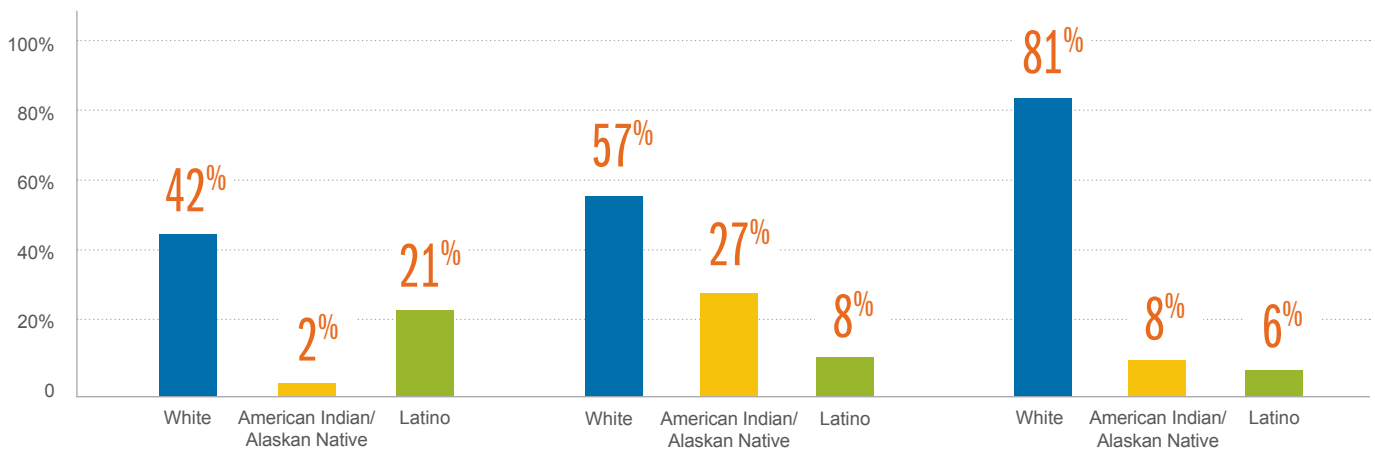
679 or 14%

of Montana's foster care population is ages 14+

United States Foster Care Population

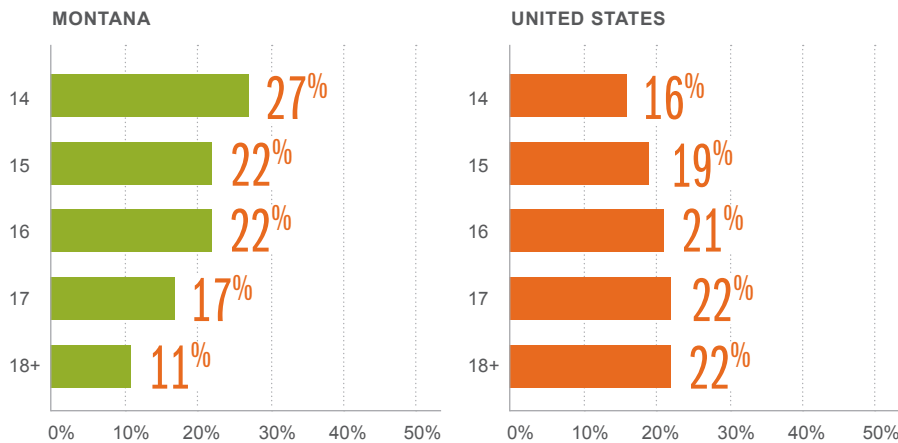
Montana Foster Care Population

Montana General Population

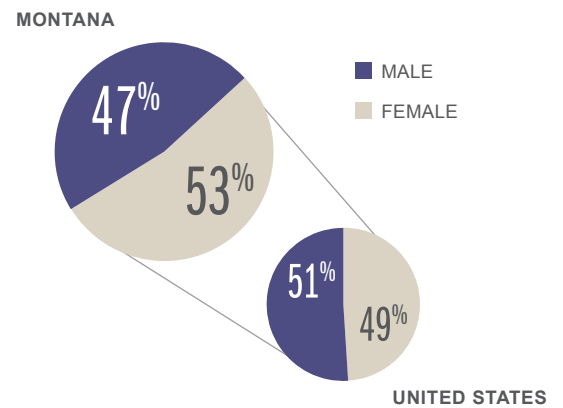


Above charts are based on the three largest racial and ethnic groups in this state for foster care. For additional data, please visit the KIDS COUNT Data Center, <http://datacenter.kidscount.org>.

Youth in Foster Care by Age



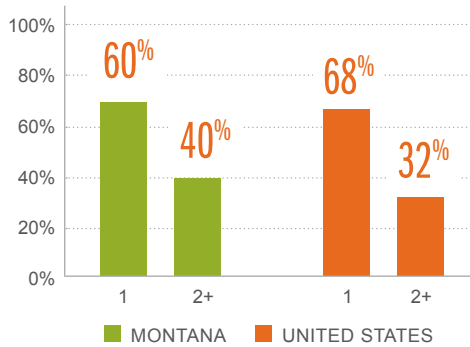
Youth in Foster Care by Sex*



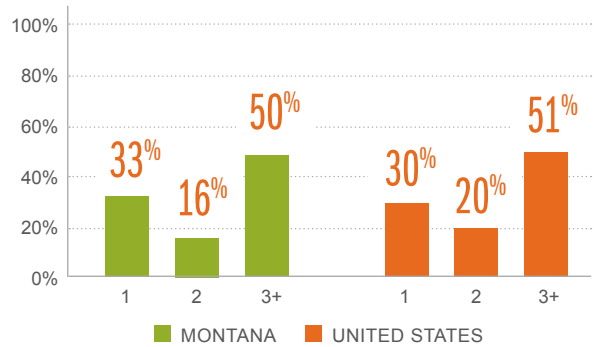
* Sex is based on gender at birth.

In addition to the trauma of abuse or neglect that resulted in being removed from their homes and placed in the foster care system, experiences while in foster care — including frequent moves — can lead to worse outcomes for youth. Looking at these indicators helps us understand how youth with foster care experience in Montana are faring and provides insight into the changes needed to improve the lives of these young people.

Episodes in the Foster Care System



Number of Placements During Most Recent Foster Care Episode



MONTANA 2+ Foster Care Episodes



UNITED STATES 2+ Foster Care Episodes



MONTANA 3+ Foster Care Placements



UNITED STATES 3+ Foster Care Placements



The percentage of young people in each racial and ethnic group who have experienced multiple foster care episodes and placements.

Time in Foster Care by Exit Outcome or Type

	MONTANA	UNITED STATES
PERMANENCY	19 months	13 months
EMANCIPATION	34 months	34 months
OTHER	N.A.	17 months

Placement Type

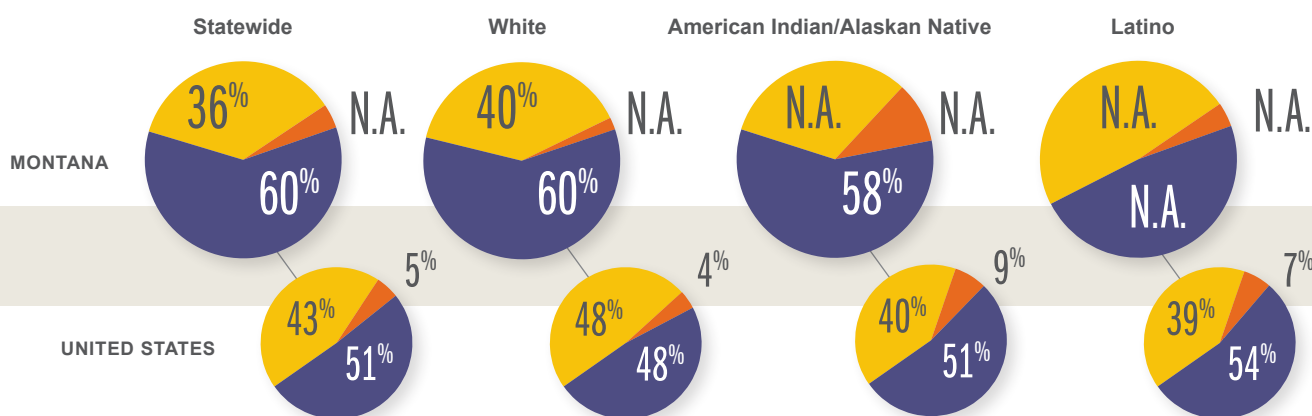
■ MONTANA ■ UNITED STATES



Reasons for Leaving Foster Care

Lingering in foster care, experiencing unstable placement settings while in foster care and leaving foster care without a permanent, legal connection to family are important indicators of how youth in Montana are faring.

■ PERMANENCE ■ EMANCIPATION/ AGE-OUT (NON-PERMANENCY) ■ OTHER



Due to rounding some charts may not equal 100%

Percentage of Youth Who Emancipated by Race – Montana



Number of Young People in Care on Their 18th and 19th Birthdays

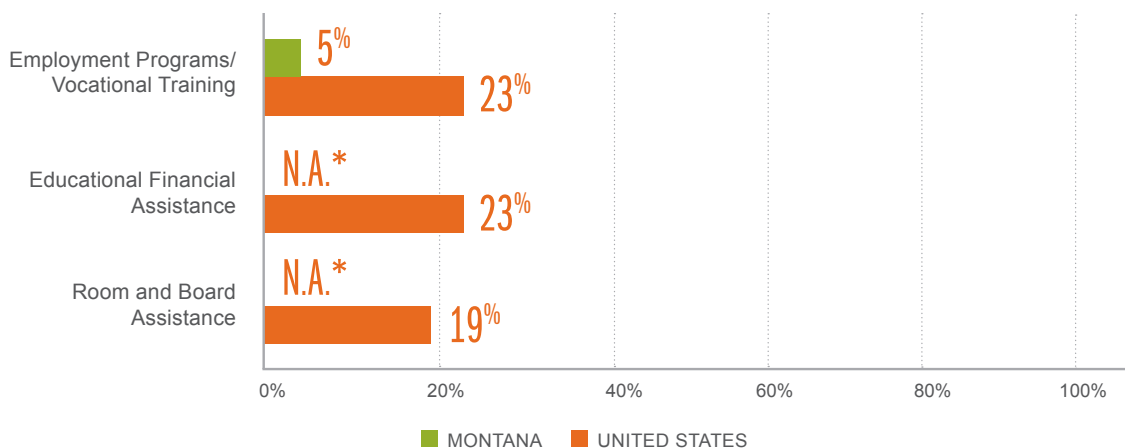
	18TH	19TH		18TH	19TH
MONTANA	56	N.A.		UNITED STATES	24,797
					6,489

Percentage Still in Care on Their 19th Birthday

	WHITE	AMERICAN INDIAN/ALASKAN NATIVE	LATINO		WHITE	AMERICAN INDIAN/ALASKAN NATIVE	LATINO
MONTANA	N.A.	N.A.	N.A.		UNITED STATES	17%	37%
						15%	

Services

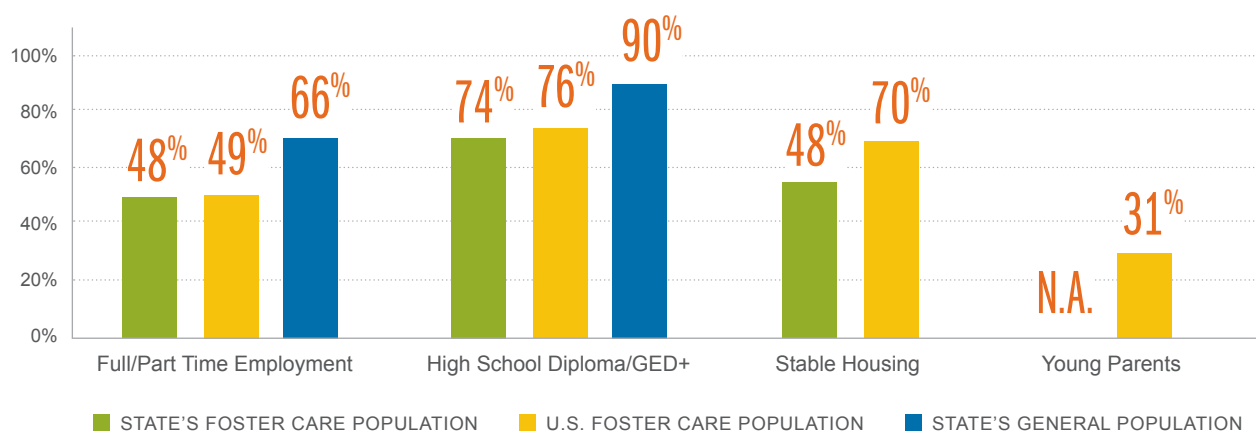
Transition services, such as vocational training and housing assistance, are designed to help young people with foster care experience transition to adulthood. Participation in federally funded transition services provides a window into how well young people are being equipped for employment, education and housing.



* Cannot publish due to a sample size under 10 young people.

Young Adult Outcomes by Age 21

Research shows that young adults who experienced foster care have worse outcomes than their peers in the general population across a variety of spectrums — from education to employment to housing to early parenthood. Examining data on these outcomes in Montana is important as we strive to improve the practices, programs and policies that help ensure these young people have the relationships, resources and opportunities they need for well-being and success.

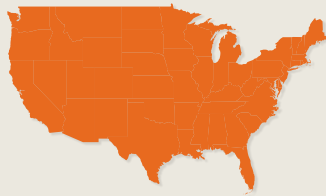




2018 NEBRASKA PROFILE

TRANSITION-AGE YOUTH IN FOSTER CARE

The transition from adolescence to adulthood is a pivotal developmental stage as young people learn the skills needed to be healthy and productive adults. This process can be complicated for youth with foster care experience. Here's what we know about the experiences of these youth in Nebraska.



171,162 or 25%

of United States' foster care population is ages 14+



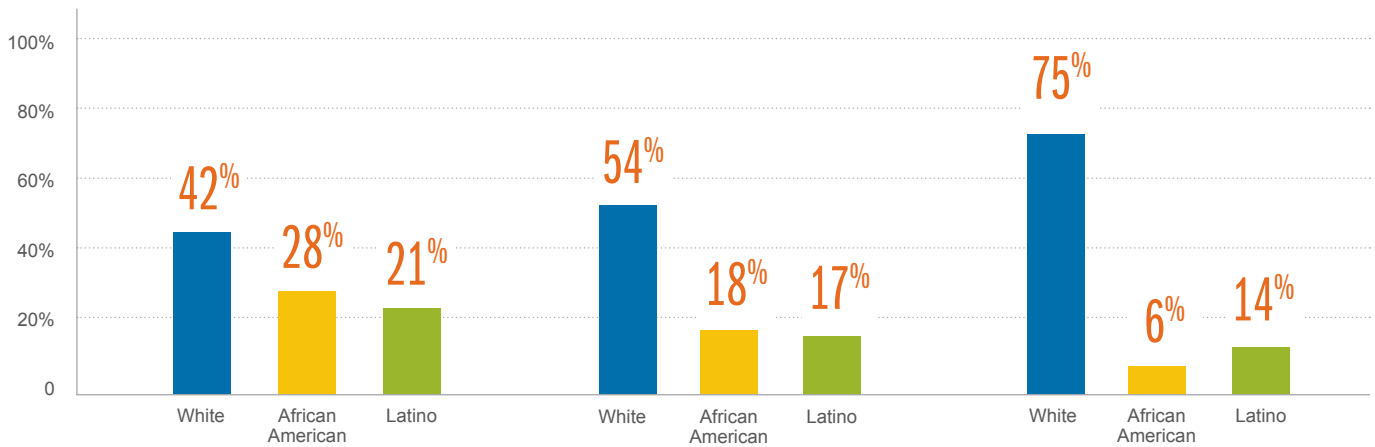
1,452 or 23%

of Nebraska's foster care population is ages 14+

United States Foster Care Population

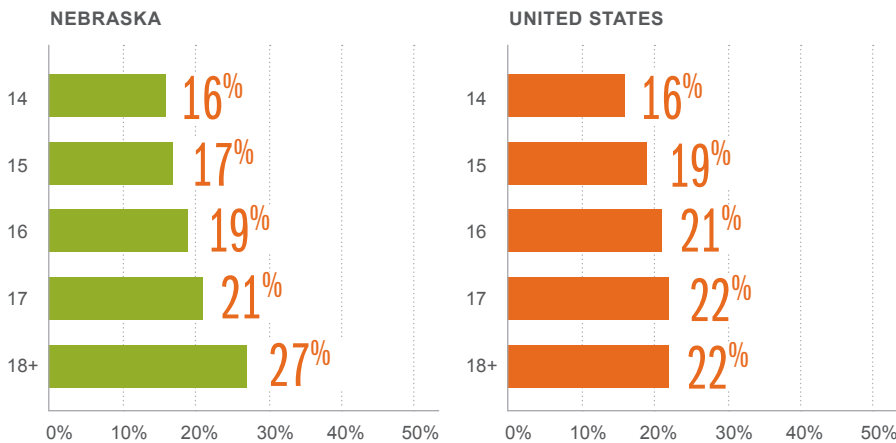
Nebraska Foster Care Population

Nebraska General Population

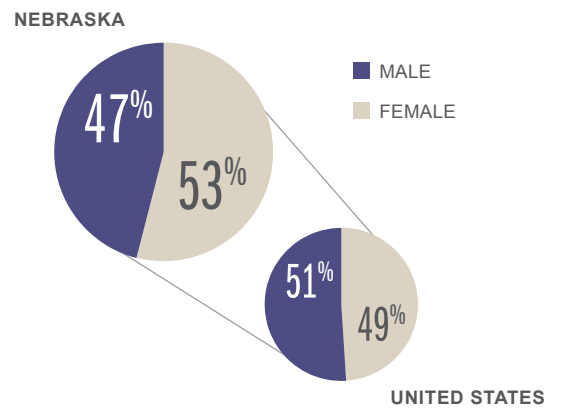


Above charts are based on the three largest racial and ethnic groups in this state for foster care. For additional data, please visit the KIDS COUNT Data Center, <http://datacenter.kidscount.org>.

Youth in Foster Care by Age



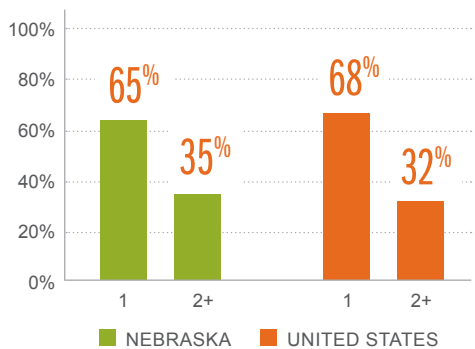
Youth in Foster Care by Sex*



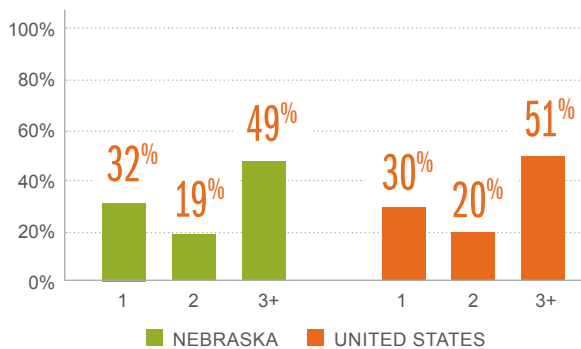
* Sex is based on gender at birth.

In addition to the trauma of abuse or neglect that resulted in being removed from their homes and placed in the foster care system, experiences while in foster care — including frequent moves — can lead to worse outcomes for youth. Looking at these indicators helps us understand how youth with foster care experience in Nebraska are faring and provides insight into the changes needed to improve the lives of these young people.

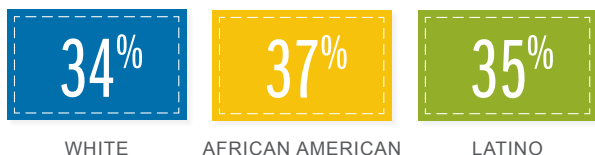
Episodes in the Foster Care System



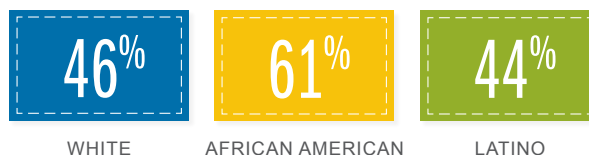
Number of Placements During Most Recent Foster Care Episode



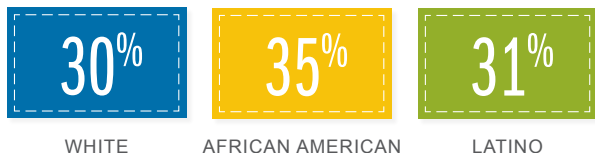
NEBRASKA 2+ Foster Care Episodes



NEBRASKA 3+ Foster Care Placements



UNITED STATES 2+ Foster Care Episodes



UNITED STATES 3+ Foster Care Placements



The percentage of young people in each racial and ethnic group who have experienced multiple foster care episodes and placements.

Time in Foster Care by Exit Outcome or Type

	NEBRASKA	UNITED STATES
PERMANENCY	18 months	13 months
EMANCIPATION	43 months	34 months
OTHER	25 months	17 months

Placement Type

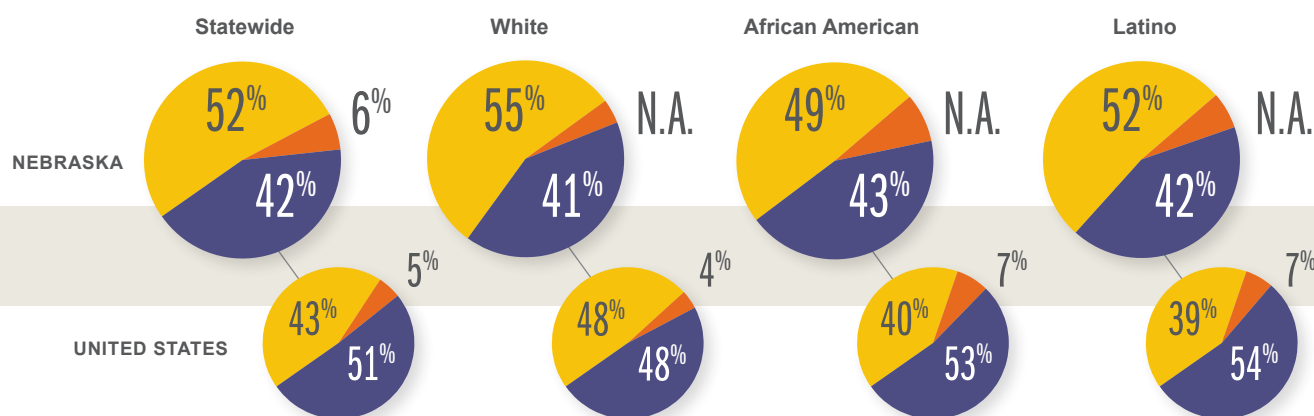
■ NEBRASKA ■ UNITED STATES



Reasons for Leaving Foster Care

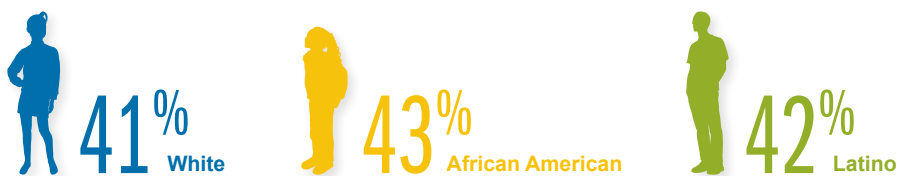
Lingering in foster care, experiencing unstable placement settings while in foster care and leaving foster care without a permanent, legal connection to family are important indicators of how youth in Nebraska are faring.

■ PERMANENCE ■ EMANCIPATION/ AGE-OUT (NON-PERMANENCY) ■ OTHER



Due to rounding some charts may not equal 100%

Percentage of Youth Who Emancipated by Race – Nebraska



Number of Young People in Care on Their 18th and 19th Birthdays

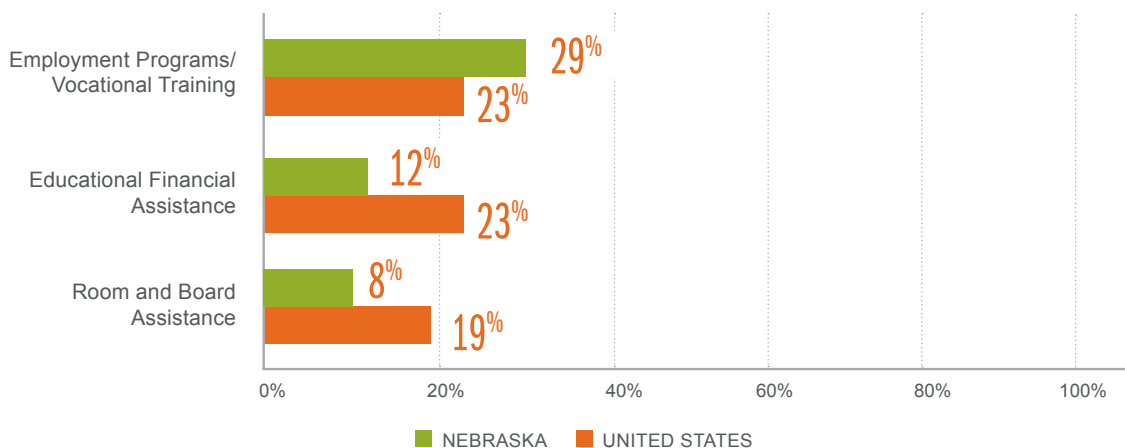
	18TH	19TH		18TH	19TH	
NEBRASKA	213	140		UNITED STATES	24,797	6,489

Percentage Still in Care on Their 19th Birthday

	WHITE	AFRICAN AMERICAN	LATINO		WHITE	AFRICAN AMERICAN	LATINO	
NEBRASKA	67%	65%	58%		UNITED STATES	17%	29%	37%

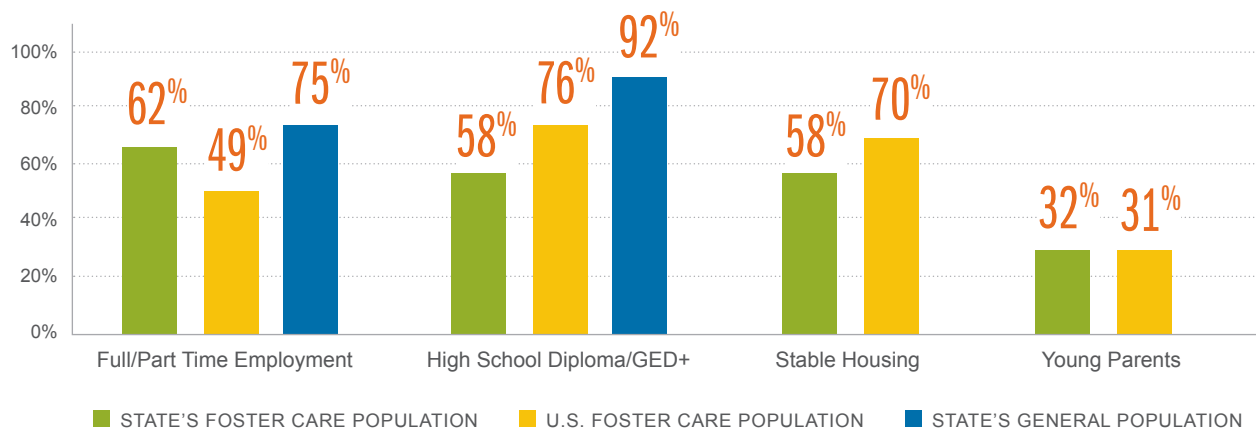
Services

Transition services, such as vocational training and housing assistance, are designed to help young people with foster care experience transition to adulthood. Participation in federally funded transition services provides a window into how well young people are being equipped for employment, education and housing.



Young Adult Outcomes by Age 21

Research shows that young adults who experienced foster care have worse outcomes than their peers in the general population across a variety of spectrums — from education to employment to housing to early parenthood. Examining data on these outcomes in Nebraska is important as we strive to improve the practices, programs and policies that help ensure these young people have the relationships, resources and opportunities they need for well-being and success.

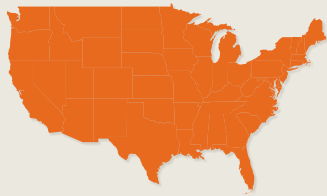




2018 NEVADA PROFILE

TRANSITION-AGE YOUTH IN FOSTER CARE

The transition from adolescence to adulthood is a pivotal developmental stage as young people learn the skills needed to be healthy and productive adults. This process can be complicated for youth with foster care experience. Here's what we know about the experiences of these youth in Nevada.



171,162 or 25%

of United States' foster care population is ages 14+



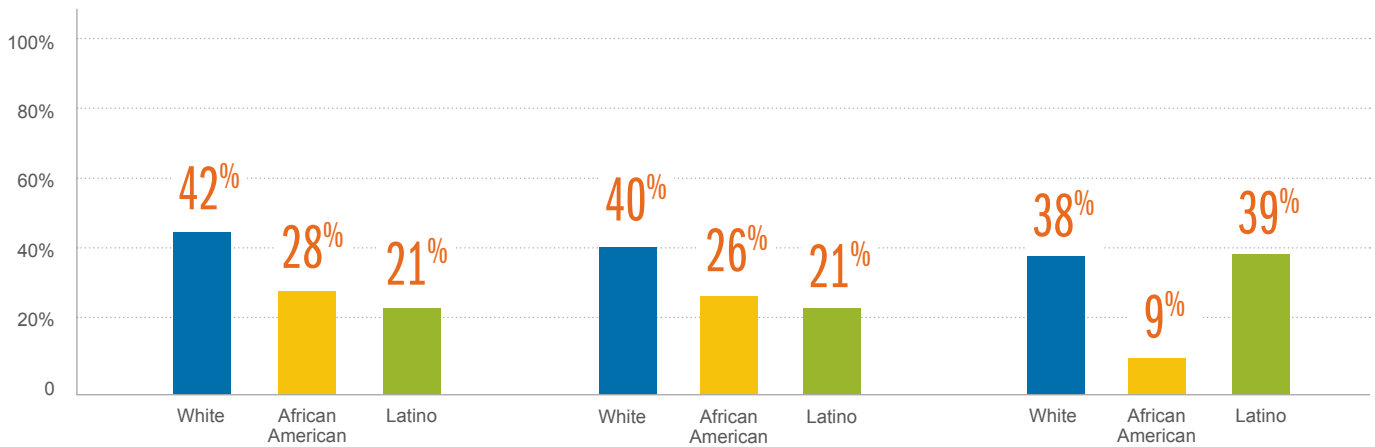
1,240 or 16%

of Nevada's foster care population is ages 14+

United States Foster Care Population

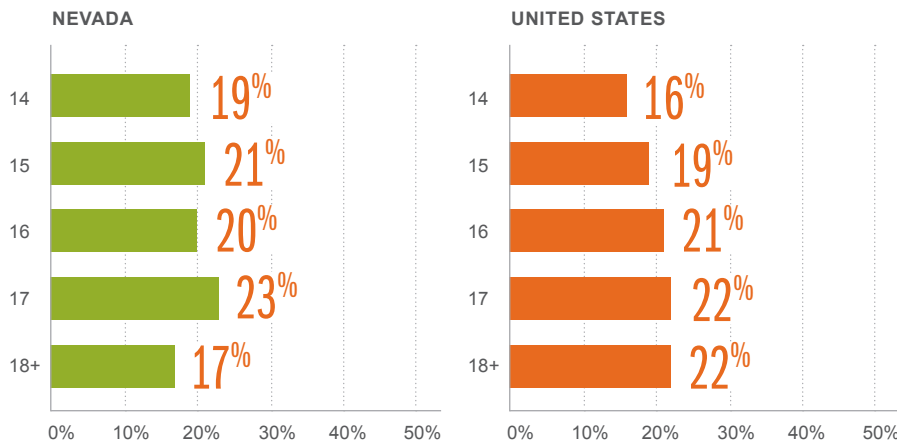
Nevada Foster Care Population

Nevada General Population

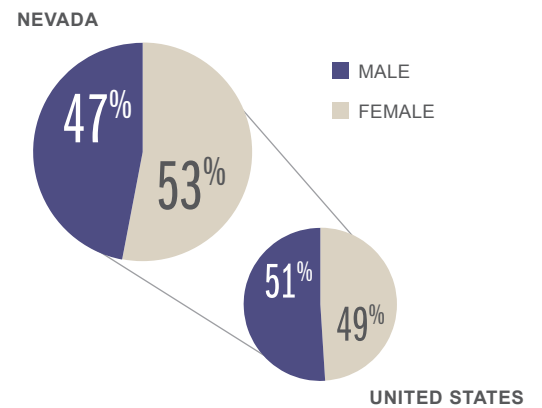


Above charts are based on the three largest racial and ethnic groups in this state for foster care. For additional data, please visit the KIDS COUNT Data Center, <http://datacenter.kidscount.org>.

Youth in Foster Care by Age



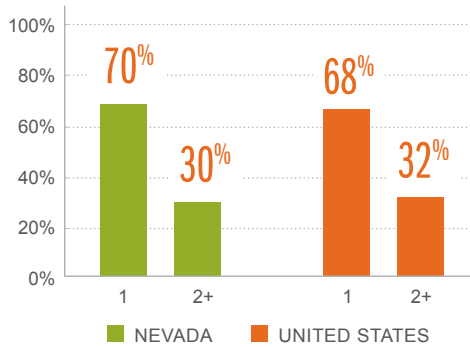
Youth in Foster Care by Sex*



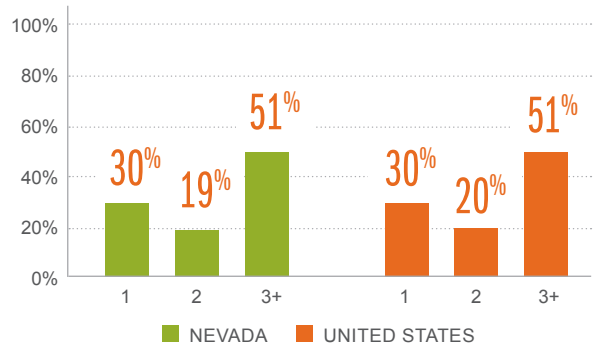
* Sex is based on gender at birth.

In addition to the trauma of abuse or neglect that resulted in being removed from their homes and placed in the foster care system, experiences while in foster care — including frequent moves — can lead to worse outcomes for youth. Looking at these indicators helps us understand how youth with foster care experience in Nevada are faring and provides insight into the changes needed to improve the lives of these young people.

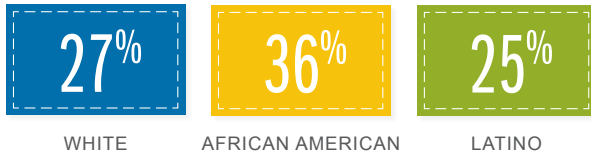
Episodes in the Foster Care System



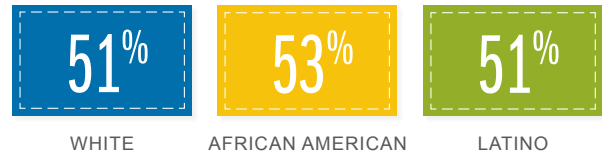
Number of Placements During Most Recent Foster Care Episode



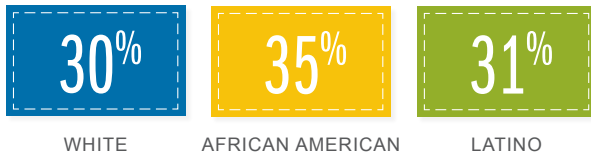
NEVADA 2+ Foster Care Episodes



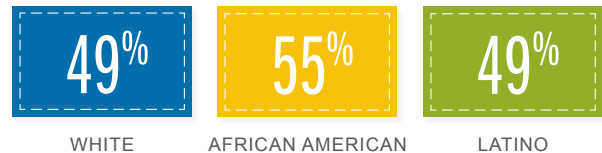
NEVADA 3+ Foster Care Placements



UNITED STATES 2+ Foster Care Episodes



UNITED STATES 3+ Foster Care Placements



The percentage of young people in each racial and ethnic group who have experienced multiple foster care episodes and placements.

Time in Foster Care by Exit Outcome or Type

	NEVADA	UNITED STATES
PERMANENCY	2 months	13 months
EMANCIPATION	36 months	34 months
OTHER	2 months	17 months

Placement Type

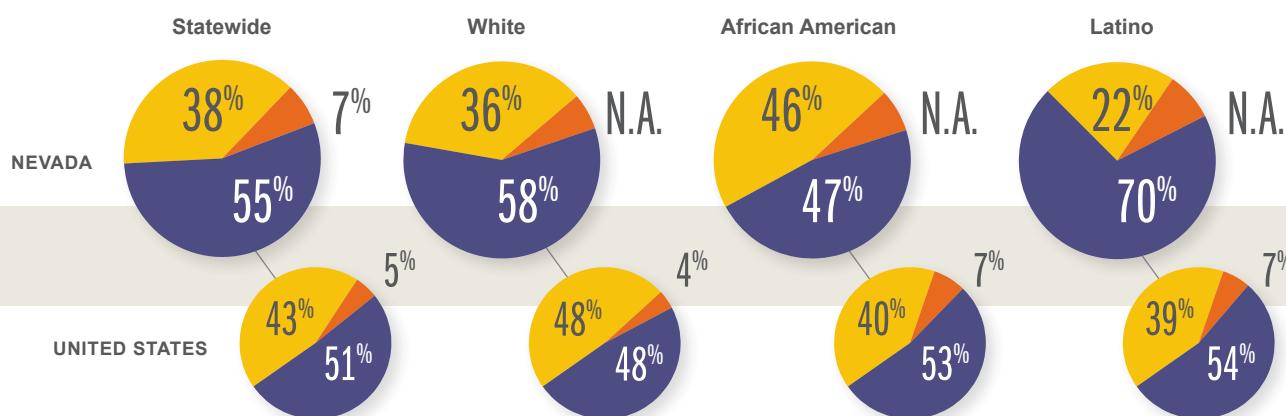
■ NEVADA ■ UNITED STATES



Reasons for Leaving Foster Care

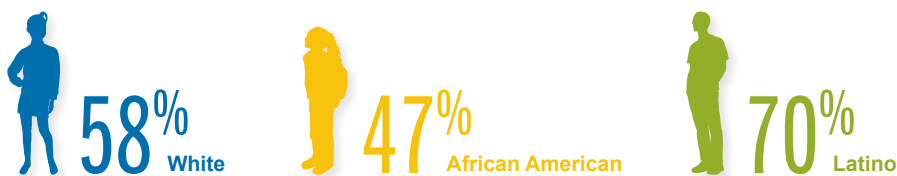
Lingering in foster care, experiencing unstable placement settings while in foster care and leaving foster care without a permanent, legal connection to family are important indicators of how youth in Nevada are faring.

■ PERMANENCE ■ EMANCIPATION/ AGE-OUT (NON-PERMANENCY) ■ OTHER



Due to rounding some charts may not equal 100%

Percentage of Youth Who Emancipated by Race – Nevada



Number of Young People in Care on Their 18th and 19th Birthdays

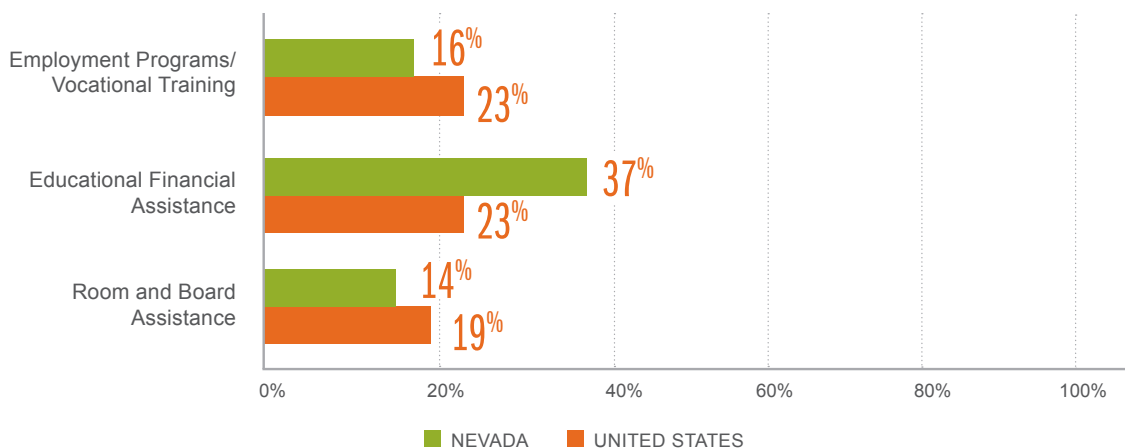
	18TH	19TH		18TH	19TH
NEVADA	170	N.A.		24,797	6,489
UNITED STATES					

Percentage Still in Care on Their 19th Birthday

	WHITE	AFRICAN AMERICAN	LATINO		WHITE	AFRICAN AMERICAN	LATINO
NEVADA	N.A.	N.A.	N.A.		17%	29%	37%
UNITED STATES							

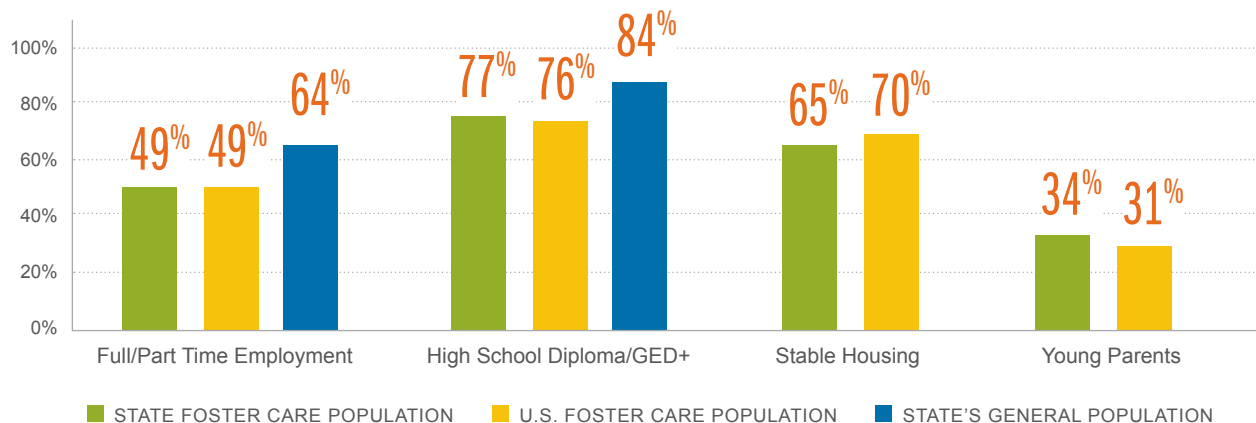
Services

Transition services, such as vocational training and housing assistance, are designed to help young people with foster care experience transition to adulthood. Participation in federally funded transition services provides a window into how well young people are being equipped for employment, education and housing.



Young Adult Outcomes by Age 21

Research shows that young adults who experienced foster care have worse outcomes than their peers in the general population across a variety of spectrums — from education to employment to housing to early parenthood. Examining data on these outcomes in Nevada is important as we strive to improve the practices, programs and policies that help ensure these young people have the relationships, resources and opportunities they need for well-being and success.

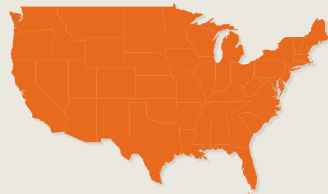




2018 NEW HAMPSHIRE PROFILE

TRANSITION-AGE YOUTH IN FOSTER CARE

The transition from adolescence to adulthood is a pivotal developmental stage as young people learn the skills needed to be healthy and productive adults. This process can be complicated for youth with foster care experience. Here's what we know about the experiences of these youth in New Hampshire.



171,162 or 25%

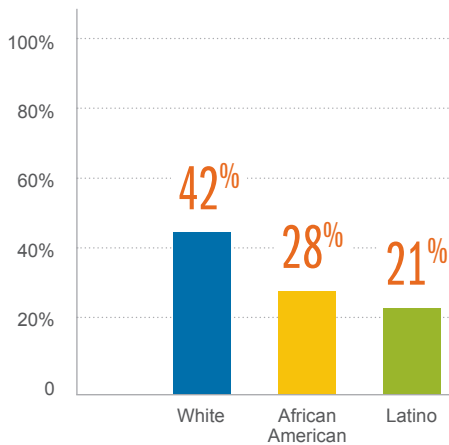
of United States' foster care population is ages 14+



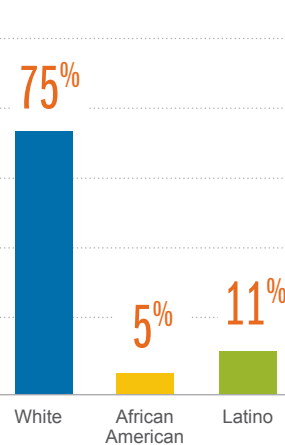
742 or 42%

of New Hampshire's foster care population is ages 14+

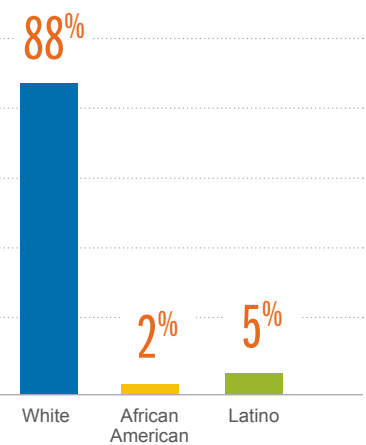
United States Foster Care Population



New Hampshire Foster Care Population

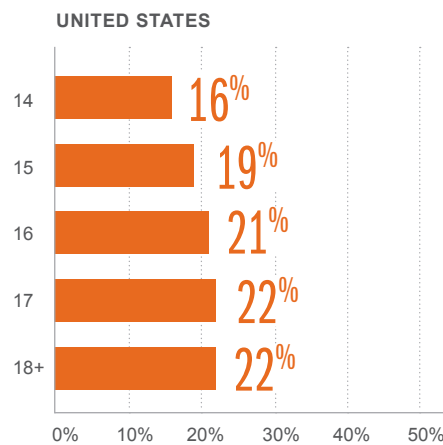
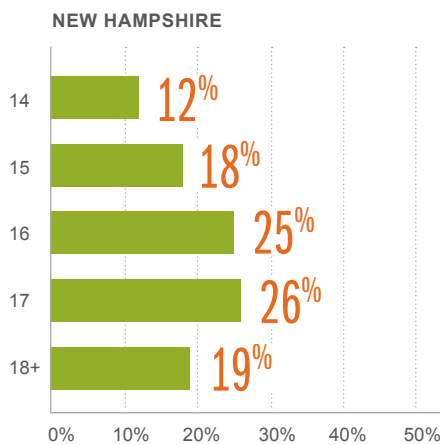


New Hampshire General Population

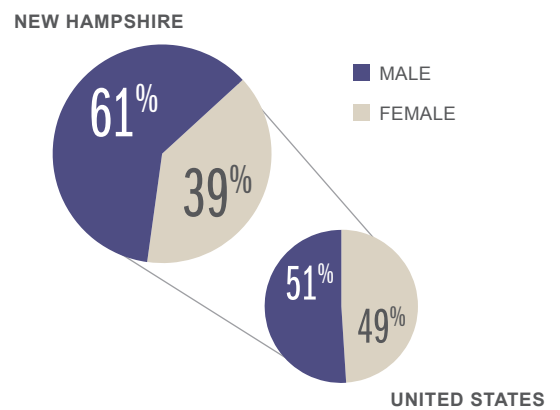


Above charts are based on the three largest racial and ethnic groups in this state for foster care. For additional data, please visit the KIDS COUNT Data Center, <http://datacenter.kidscount.org>.

Youth in Foster Care by Age



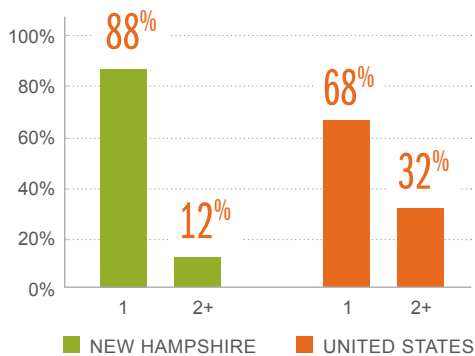
Youth in Foster Care by Sex*



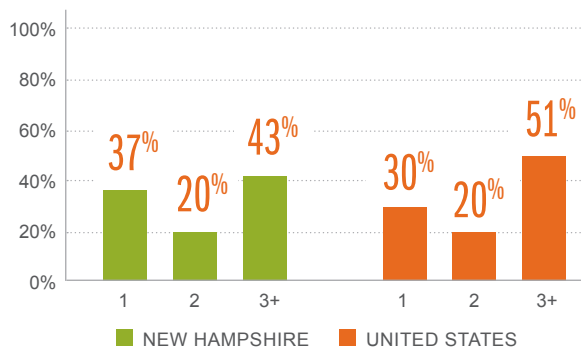
* Sex is based on gender at birth.

In addition to the trauma of abuse or neglect that resulted in being removed from their homes and placed in the foster care system, experiences while in foster care — including frequent moves — can lead to worse outcomes for youth. Looking at these indicators helps us understand how youth with foster care experience in New Hampshire are faring and provides insight into the changes needed to improve the lives of these young people.

Episodes in the Foster Care System



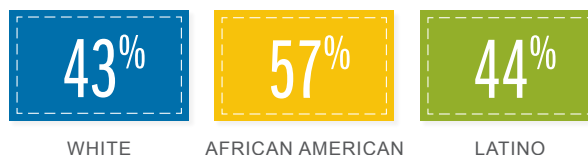
Number of Placements During Most Recent Foster Care Episode



NEW HAMPSHIRE 2+ Foster Care Episodes



NEW HAMPSHIRE 3+ Foster Care Placements



UNITED STATES 2+ Foster Care Episodes



UNITED STATES 3+ Foster Care Placements



The percentage of young people in each racial and ethnic group who have experienced multiple foster care episodes and placements.

Time in Foster Care by Exit Outcome or Type

	NEW HAMPSHIRE	UNITED STATES
PERMANENCY	17 months	13 months
EMANCIPATION	28 months	34 months
OTHER	0 months	17 months

Placement Type

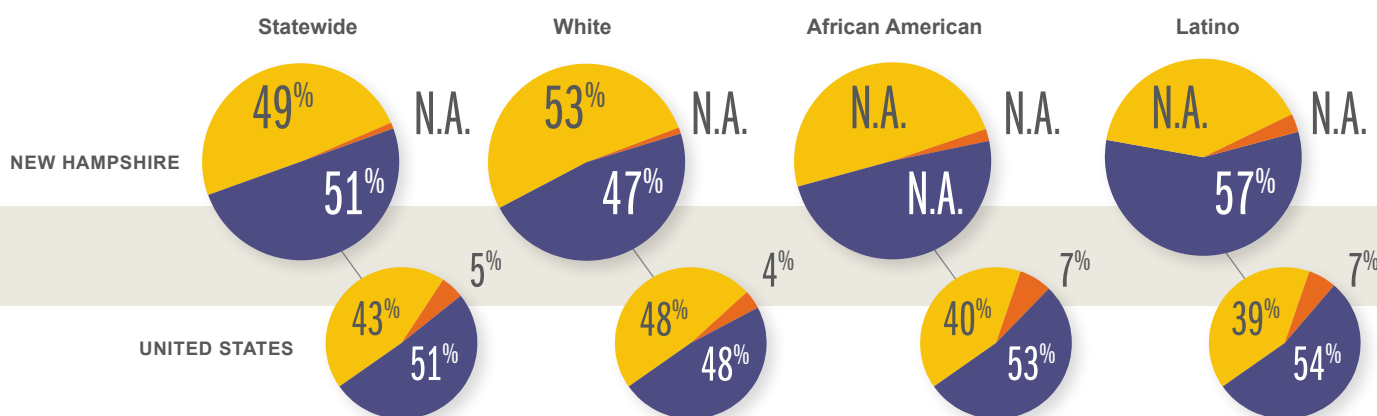
■ NEW HAMPSHIRE ■ UNITED STATES



Reasons for Leaving Foster Care

Lingering in foster care, experiencing unstable placement settings while in foster care and leaving foster care without a permanent, legal connection to family are important indicators of how youth in New Hampshire are faring.

■ PERMANENCE ■ EMANCIPATION/ AGE-OUT (NON-PERMANENCY) ■ OTHER



Due to rounding some charts may not equal 100%

Percentage of Youth Who Emancipated by Race – New Hampshire



Number of Young People in Care on Their 18th and 19th Birthdays

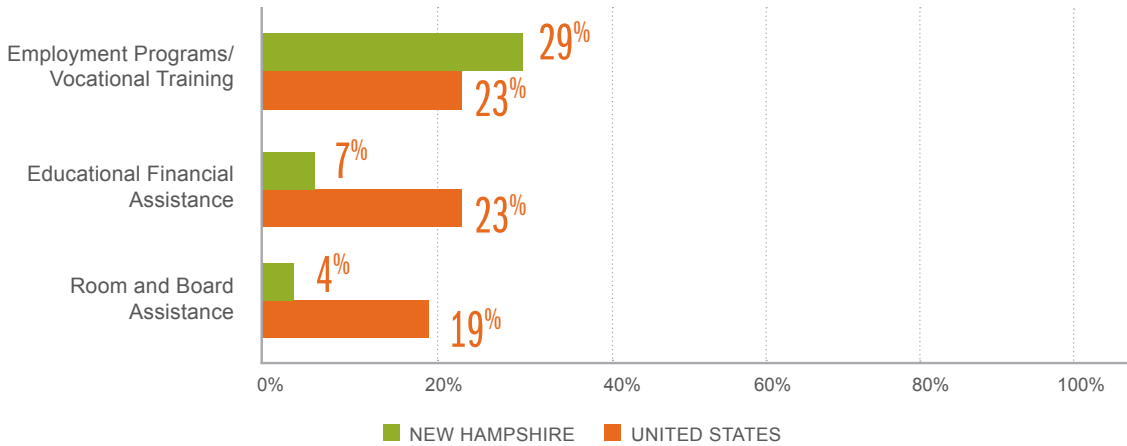
	18TH	19TH		18TH	19TH
NEW HAMPSHIRE	95	25		24,797	6,489
UNITED STATES					

Percentage Still in Care on Their 19th Birthday

	WHITE	AFRICAN AMERICAN	LATINO		WHITE	AFRICAN AMERICAN	LATINO
NEW HAMPSHIRE	34%	N.A.	N.A.		17%	29%	37%
UNITED STATES							

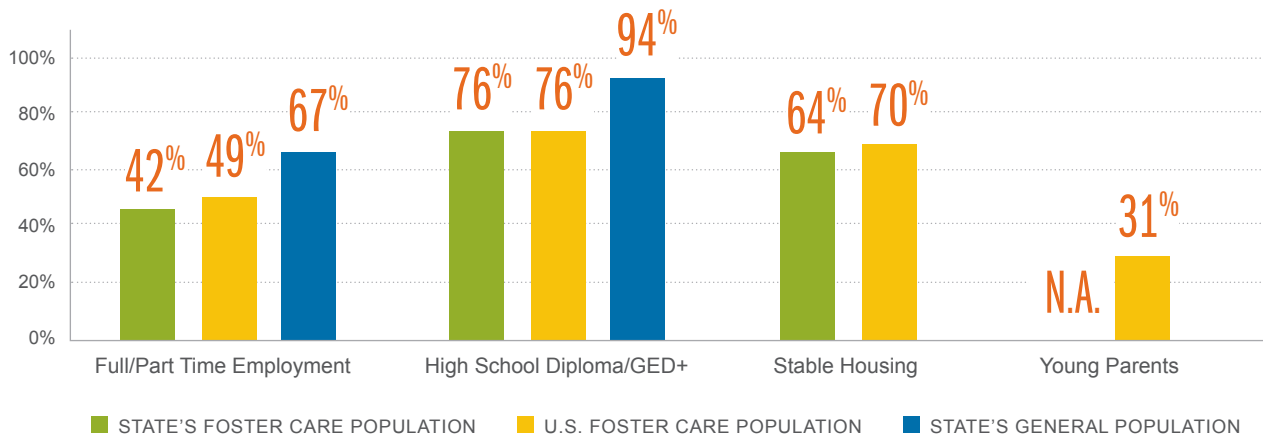
Services

Transition services, such as vocational training and housing assistance, are designed to help young people with foster care experience transition to adulthood. Participation in federally funded transition services provides a window into how well young people are being equipped for employment, education and housing.



Young Adult Outcomes by Age 21

Research shows that young adults who experienced foster care have worse outcomes than their peers in the general population across a variety of spectrums — from education to employment to housing to early parenthood. Examining data on these outcomes in New Hampshire is important as we strive to improve the practices, programs and policies that help ensure these young people have the relationships, resources and opportunities they need for well-being and success.

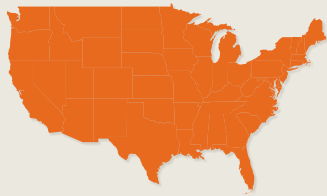




2018 NEW JERSEY PROFILE

TRANSITION-AGE YOUTH IN FOSTER CARE

The transition from adolescence to adulthood is a pivotal developmental stage as young people learn the skills needed to be healthy and productive adults. This process can be complicated for youth with foster care experience. Here's what we know about the experiences of these youth in New Jersey.



171,162 or 25%

of United States' foster care population is ages 14+



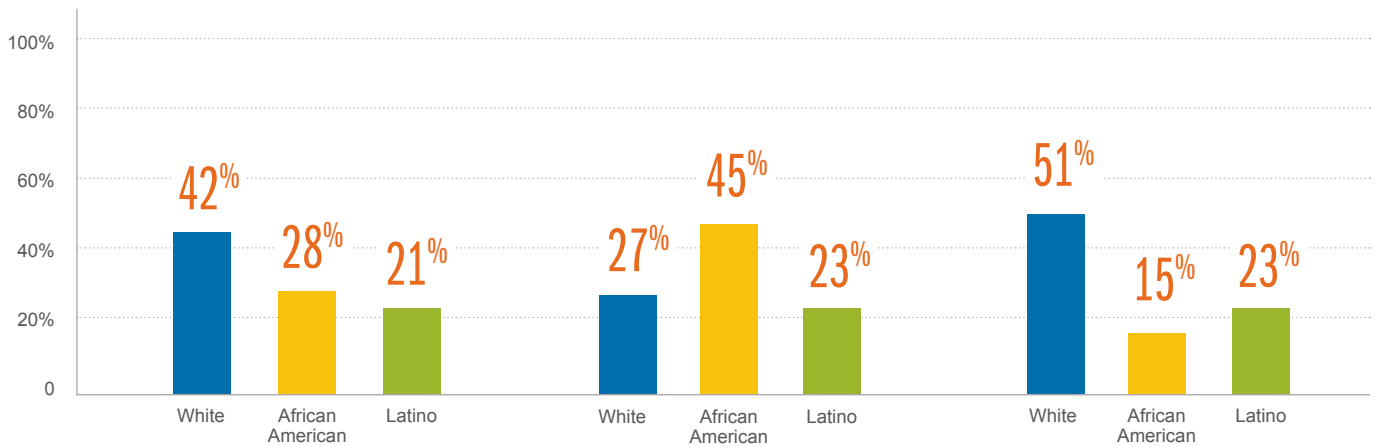
1,965 or 18%

of New Jersey's foster care population is ages 14+

United States Foster Care Population

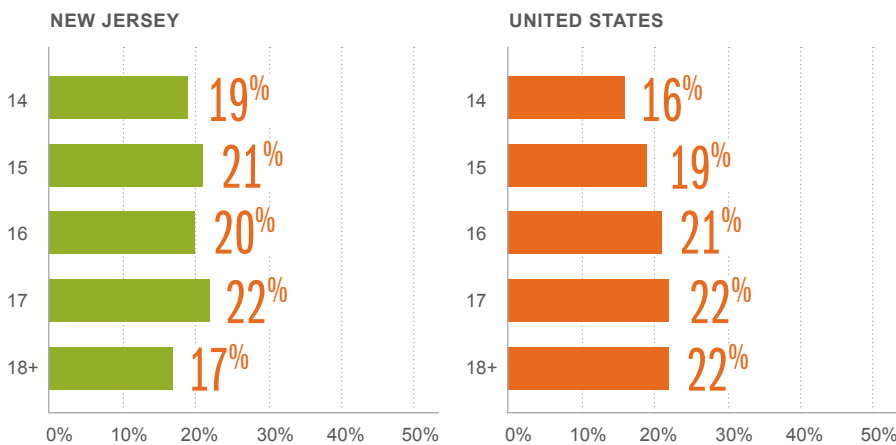
New Jersey Foster Care Population

New Jersey General Population

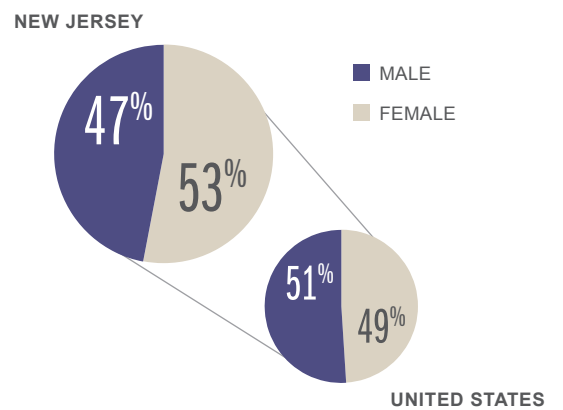


Above charts are based on the three largest racial and ethnic groups in this state for foster care. For additional data, please visit the KIDS COUNT Data Center, <http://datacenter.kidscount.org>.

Youth in Foster Care by Age



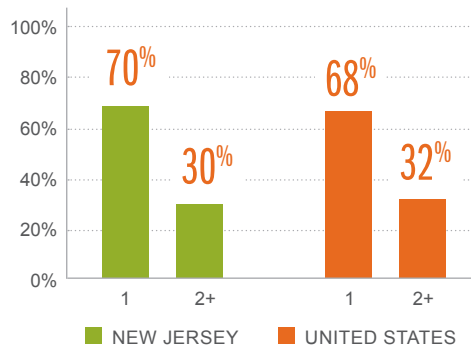
Youth in Foster Care by Sex*



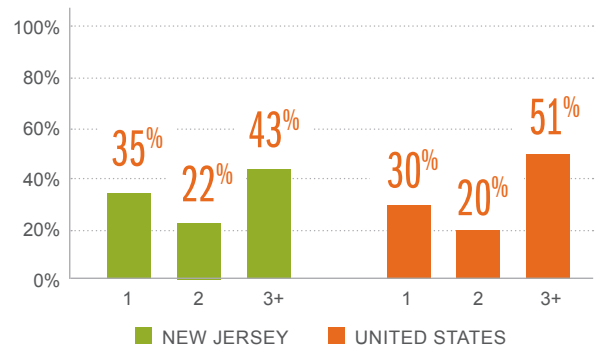
* Sex is based on gender at birth.

In addition to the trauma of abuse or neglect that resulted in being removed from their homes and placed in the foster care system, experiences while in foster care — including frequent moves — can lead to worse outcomes for youth. Looking at these indicators helps us understand how youth with foster care experience in New Jersey are faring and provides insight into the changes needed to improve the lives of these young people.

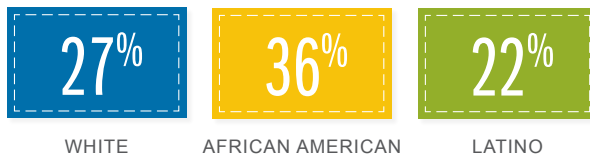
Episodes in the Foster Care System



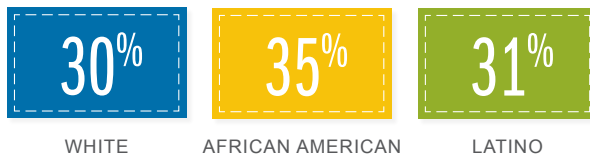
Number of Placements During Most Recent Foster Care Episode



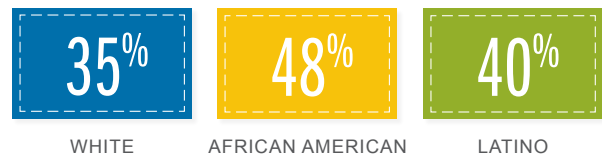
NEW JERSEY 2+ Foster Care Episodes



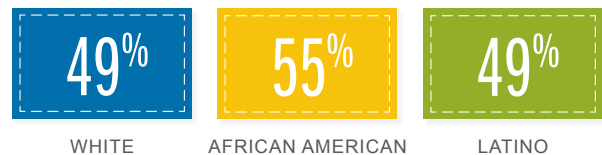
UNITED STATES 2+ Foster Care Episodes



NEW JERSEY 3+ Foster Care Placements



UNITED STATES 3+ Foster Care Placements



The percentage of young people in each racial and ethnic group who have experienced multiple foster care episodes and placements.

Time in Foster Care by Exit Outcome or Type

	NEW JERSEY	UNITED STATES
PERMANENCY	16 months	13 months
EMANCIPATION	30 months	34 months
OTHER	23 months	17 months

Placement Type

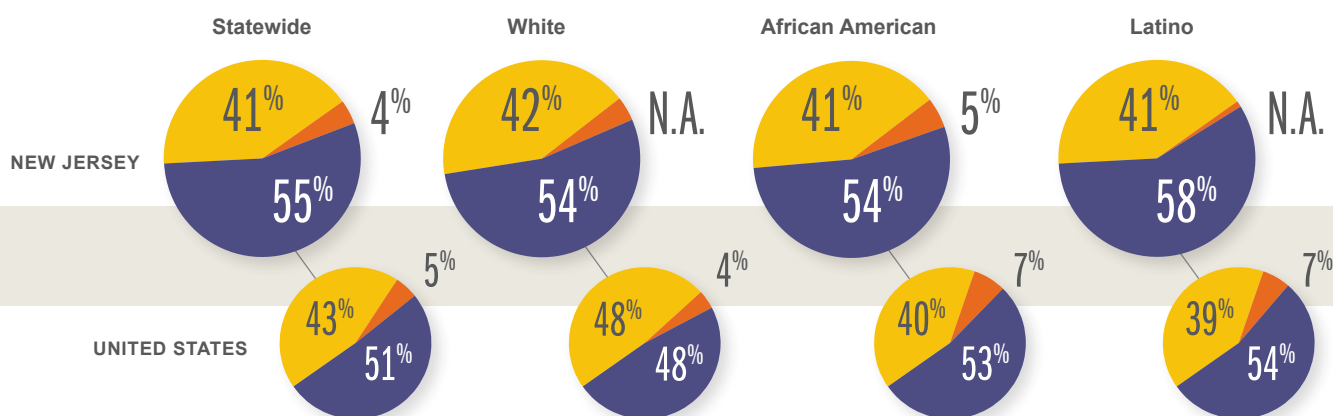
■ NEW JERSEY ■ UNITED STATES



Reasons for Leaving Foster Care

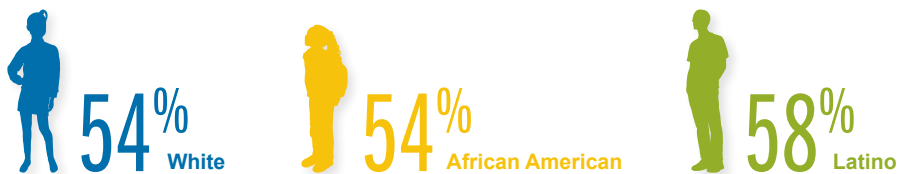
Lingering in foster care, experiencing unstable placement settings while in foster care and leaving foster care without a permanent, legal connection to family are important indicators of how youth in New Jersey are faring.

■ PERMANENCE ■ EMANCIPATION/ AGE-OUT (NON-PERMANENCY) ■ OTHER



Due to rounding some charts may not equal 100%

Percentage of Youth Who Emancipated by Race – New Jersey



Number of Young People in Care on Their 18th and 19th Birthdays

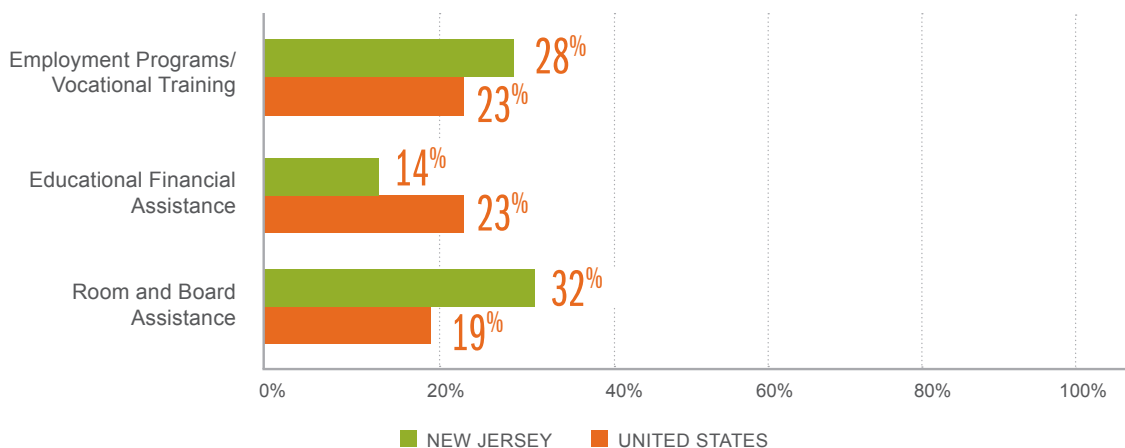
	18TH	19TH		18TH	19TH
NEW JERSEY	310	11		24,797	6,489
UNITED STATES					

Percentage Still in Care on Their 19th Birthday

	WHITE	AFRICAN AMERICAN	LATINO		WHITE	AFRICAN AMERICAN	LATINO
NEW JERSEY	N.A.	N.A.	N.A.		17%	29%	37%
UNITED STATES							

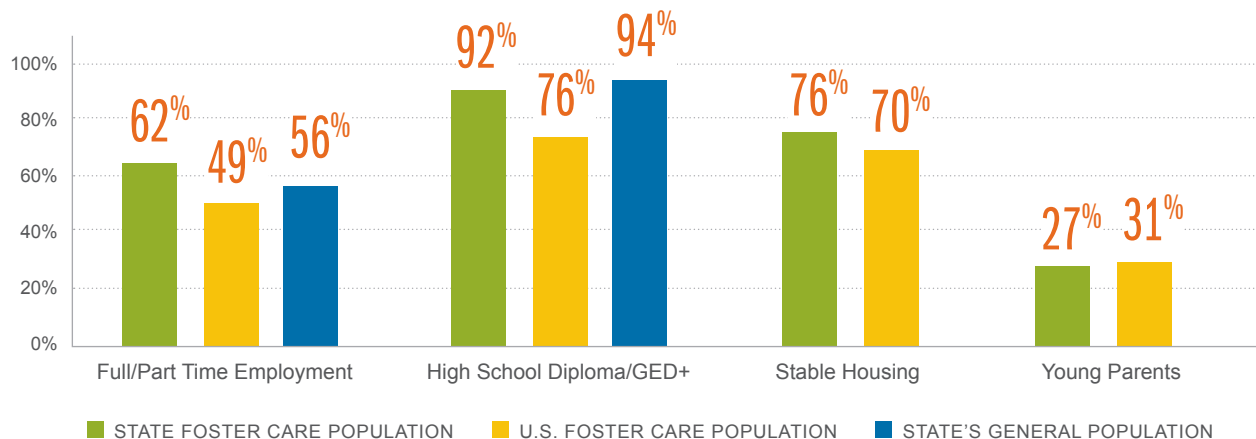
Services


Transition services, such as vocational training and housing assistance, are designed to help young people with foster care experience transition to adulthood. Participation in federally funded transition services provides a window into how well young people are being equipped for employment, education and housing.



Young Adult Outcomes by Age 21

Research shows that young adults who experienced foster care have worse outcomes than their peers in the general population across a variety of spectrums — from education to employment to housing to early parenthood. Examining data on these outcomes in New Jersey is important as we strive to improve the practices, programs and policies that help ensure these young people have the relationships, resources and opportunities they need for well-being and success.

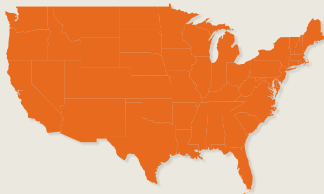




2018 NEW MEXICO PROFILE

TRANSITION-AGE YOUTH IN FOSTER CARE

The transition from adolescence to adulthood is a pivotal developmental stage as young people learn the skills needed to be healthy and productive adults. This process can be complicated for youth with foster care experience. Here's what we know about the experiences of these youth in New Mexico.



171,162 or 25%

of United States' foster care population is ages 14+



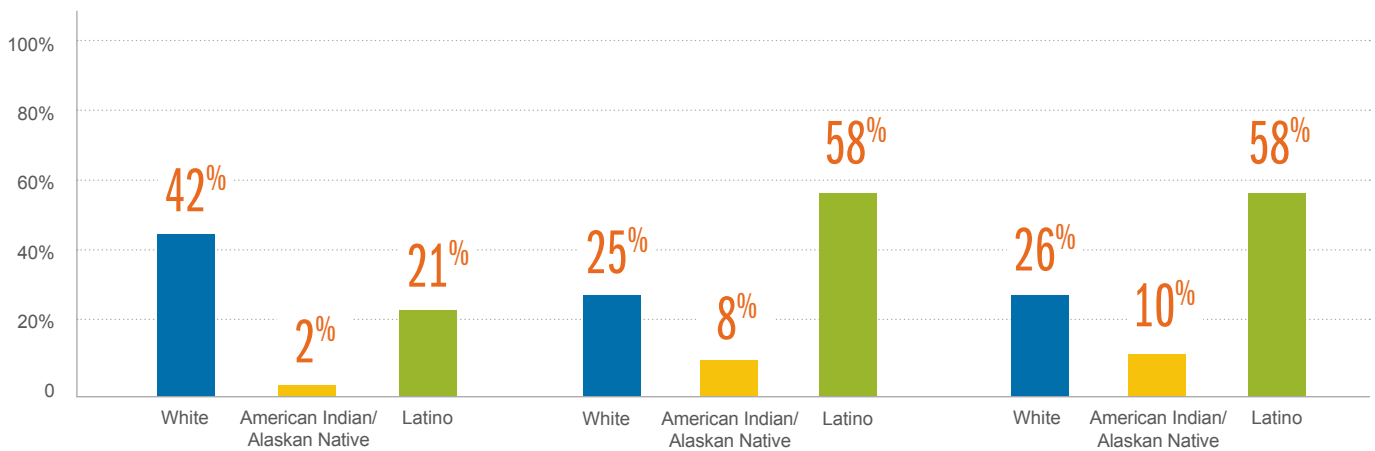
655 or 15%

of New Mexico's foster care population is ages 14+

**United States
Foster Care Population**

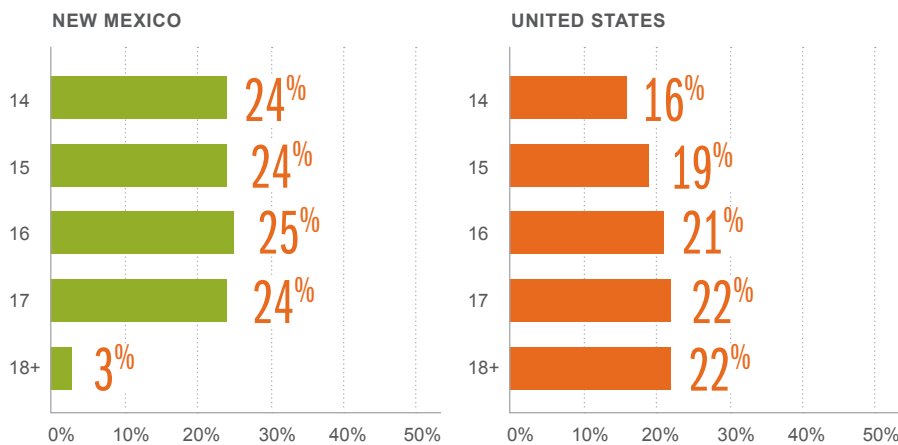
**New Mexico
Foster Care Population**

**New Mexico
General Population**

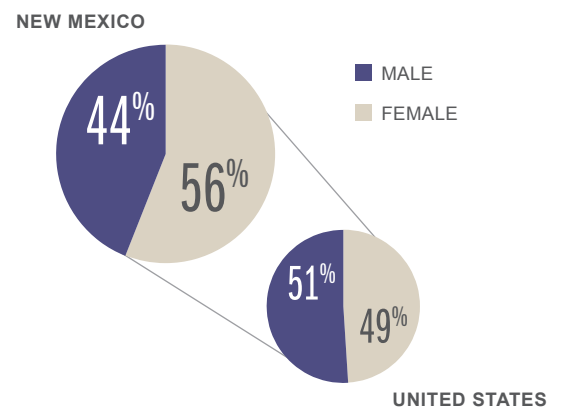


Above charts are based on the three largest racial and ethnic groups in this state for foster care. For additional data, please visit the KIDS COUNT Data Center, <http://datacenter.kidscount.org>.

Youth in Foster Care by Age



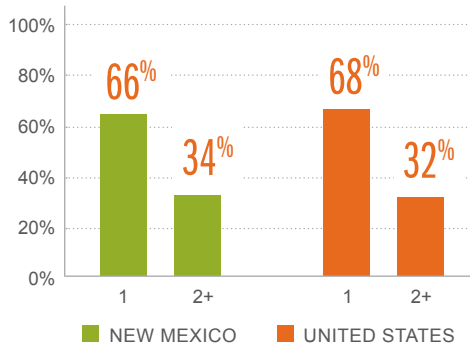
Youth in Foster Care by Sex*



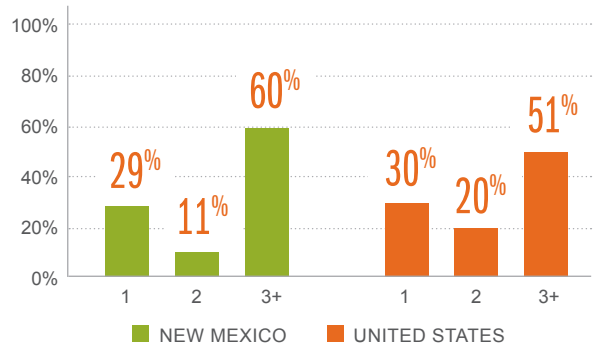
* Sex is based on gender at birth.

In addition to the trauma of abuse or neglect that resulted in being removed from their homes and placed in the foster care system, experiences while in foster care — including frequent moves — can lead to worse outcomes for youth. Looking at these indicators helps us understand how youth with foster care experience in New Mexico are faring and provides insight into the changes needed to improve the lives of these young people.

Episodes in the Foster Care System



Number of Placements During Most Recent Foster Care Episode



NEW MEXICO 2+ Foster Care Episodes



UNITED STATES 2+ Foster Care Episodes



NEW MEXICO 3+ Foster Care Placements



UNITED STATES 3+ Foster Care Placements



The percentage of young people in each racial and ethnic group who have experienced multiple foster care episodes and placements.

Time in Foster Care by Exit Outcome or Type

	NEW MEXICO	UNITED STATES
PERMANENCY	.1 months	13 months
EMANCIPATION	40 months	34 months
OTHER	N.A.	17 months

Placement Type

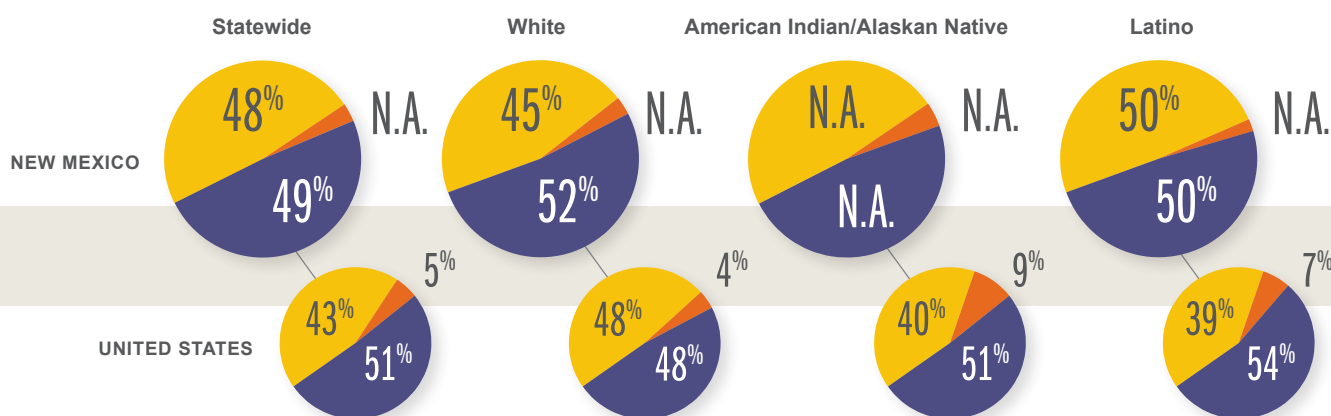
■ NEW MEXICO ■ UNITED STATES



Reasons for Leaving Foster Care

Lingering in foster care, experiencing unstable placement settings while in foster care and leaving foster care without a permanent, legal connection to family are important indicators of how youth in New Mexico are faring.

■ PERMANENCE ■ EMANCIPATION/ AGE-OUT (NON-PERMANENCY) ■ OTHER



Due to rounding some charts may not equal 100%

Percentage of Youth Who Emancipated by Race – New Mexico



Number of Young People in Care on Their 18th and 19th Birthdays

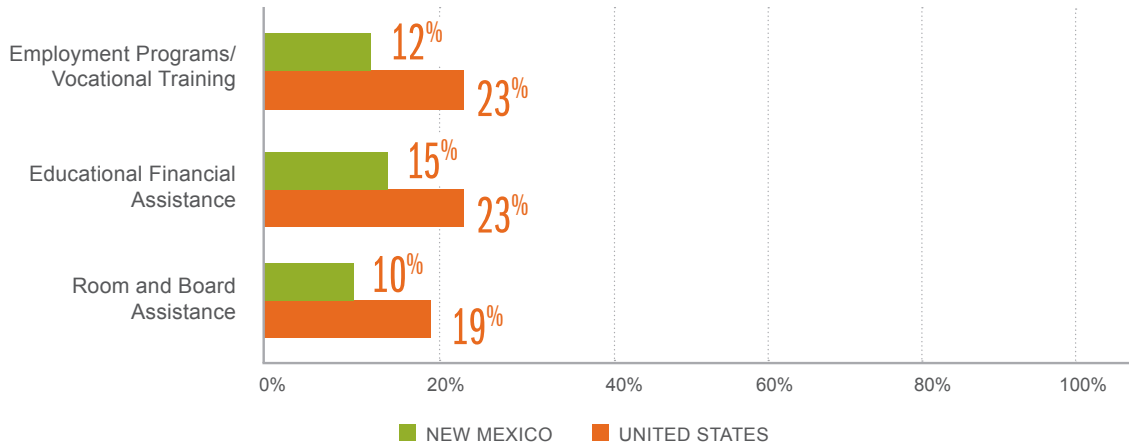
	18TH	19TH		18TH	19TH
NEW MEXICO	19	N.A.		UNITED STATES	24,797
					6,489

Percentage Still in Care on Their 19th Birthday

	WHITE	AMERICAN INDIAN/ALASKAN NATIVE	LATINO		WHITE	AMERICAN INDIAN/ALASKAN NATIVE	LATINO
NEW MEXICO	N.A.	0	N.A.		UNITED STATES	17%	15%
						37%	

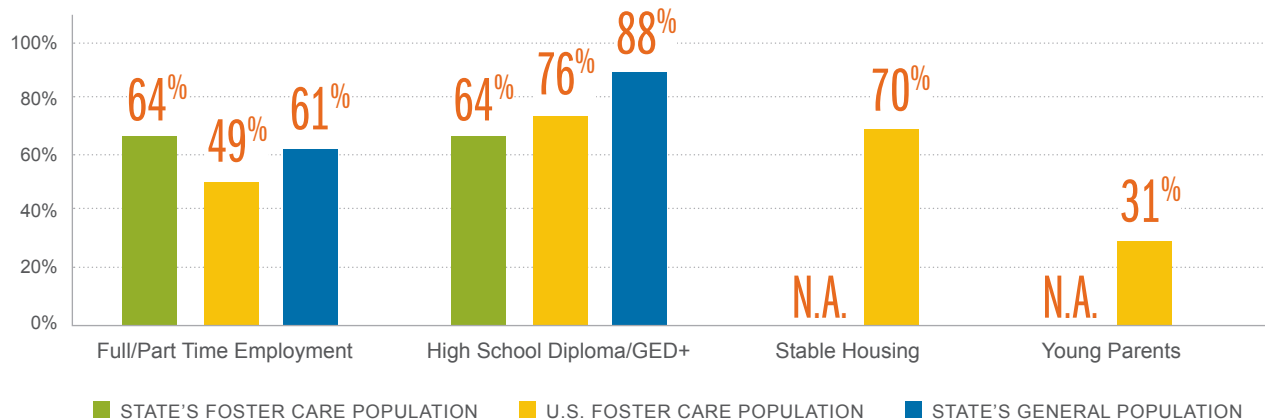
Services

Transition services, such as vocational training and housing assistance, are designed to help young people with foster care experience transition to adulthood. Participation in federally funded transition services provides a window into how well young people are being equipped for employment, education and housing.



Young Adult Outcomes by Age 21

Research shows that young adults who experienced foster care have worse outcomes than their peers in the general population across a variety of spectrums — from education to employment to housing to early parenthood. Examining data on these outcomes in New Mexico is important as we strive to improve the practices, programs and policies that help ensure these young people have the relationships, resources and opportunities they need for well-being and success.

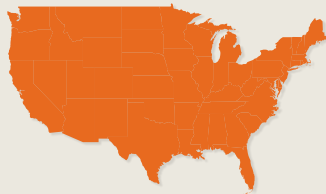




2018 NEW YORK PROFILE

TRANSITION-AGE YOUTH IN FOSTER CARE

The transition from adolescence to adulthood is a pivotal developmental stage as young people learn the skills needed to be healthy and productive adults. This process can be complicated for youth with foster care experience. Here's what we know about the experiences of these youth in New York.



171,162 or 25%

of United States' foster care population is ages 14+



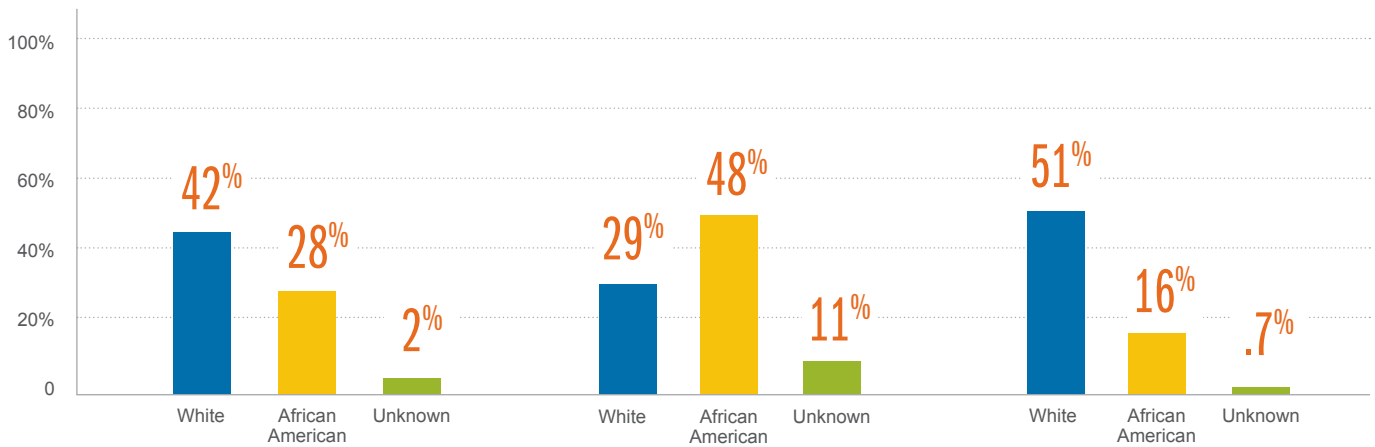
9,826 or 35%

of New York's foster care population is ages 14+

United States Foster Care Population

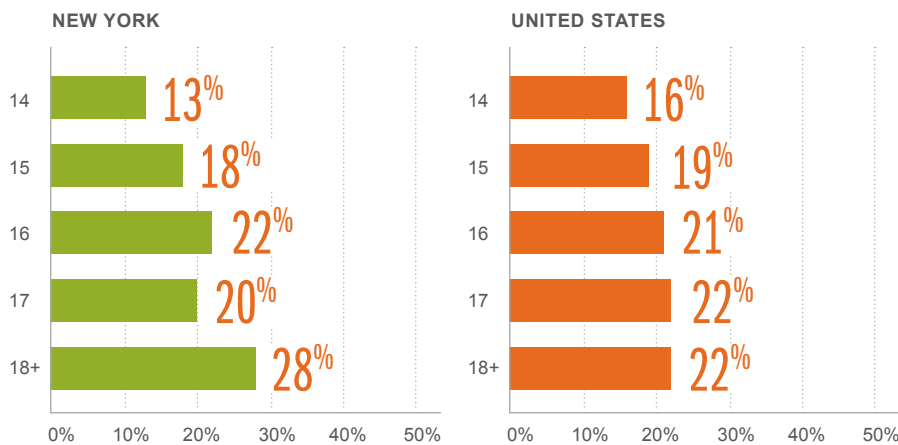
New York Foster Care Population

New York General Population

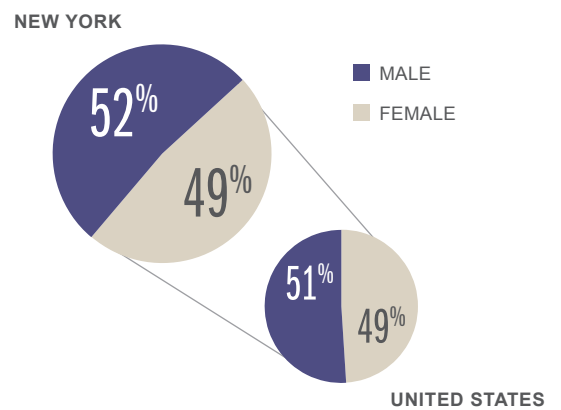


Above charts are based on the three largest racial and ethnic groups in this state for foster care. For additional data, please visit the KIDS COUNT Data Center, <http://datacenter.kidscount.org>.

Youth in Foster Care by Age



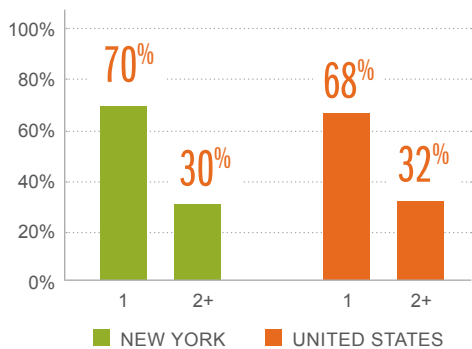
Youth in Foster Care by Sex*



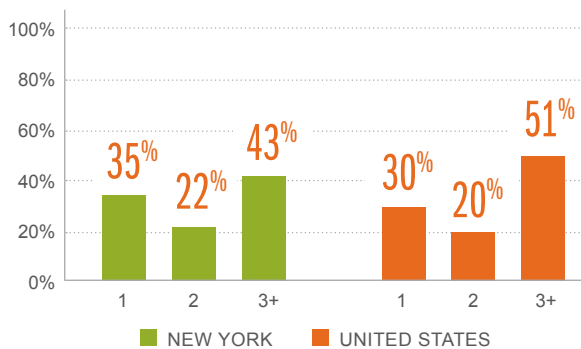
* Sex is based on gender at birth.

In addition to the trauma of abuse or neglect that resulted in being removed from their homes and placed in the foster care system, experiences while in foster care — including frequent moves — can lead to worse outcomes for youth. Looking at these indicators helps us understand how youth with foster care experience in New York are faring and provides insight into the changes needed to improve the lives of these young people.

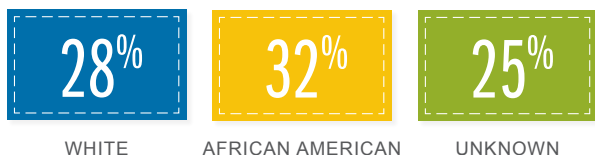
Episodes in the Foster Care System



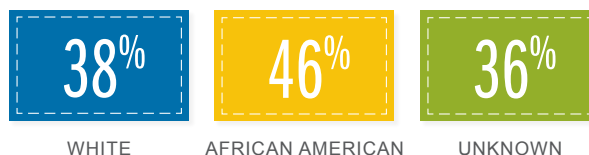
Number of Placements During Most Recent Foster Care Episode



NEW YORK 2+ Foster Care Episodes



NEW YORK 3+ Foster Care Placements



UNITED STATES 2+ Foster Care Episodes



UNITED STATES 3+ Foster Care Placements



The percentage of young people in each racial and ethnic group who have experienced multiple foster care episodes and placements.

Time in Foster Care by Exit Outcome or Type

	NEW YORK	UNITED STATES
PERMANENCY	18 months	13 months
EMANCIPATION	56 months	34 months
OTHER	22 months	17 months

Placement Type

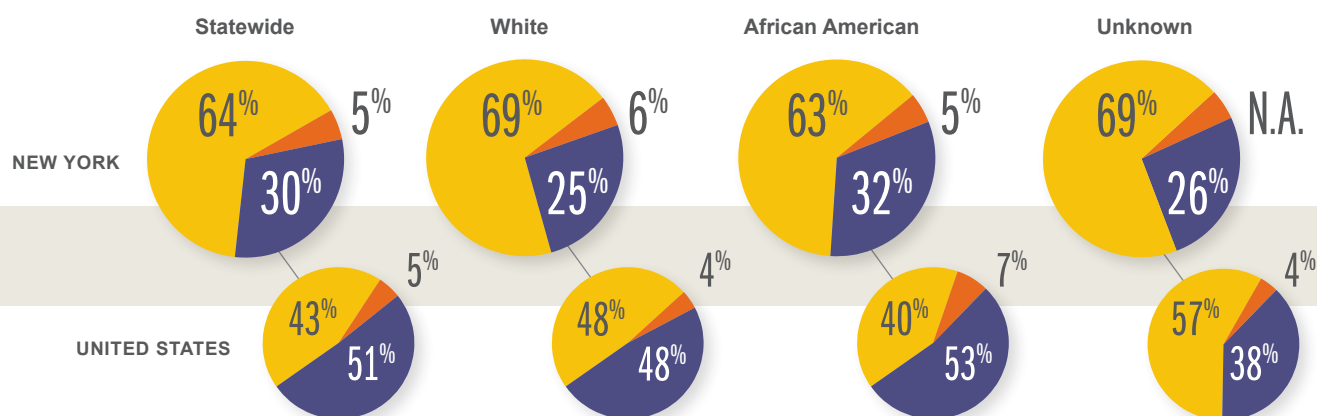
■ NEW YORK ■ UNITED STATES



Reasons for Leaving Foster Care

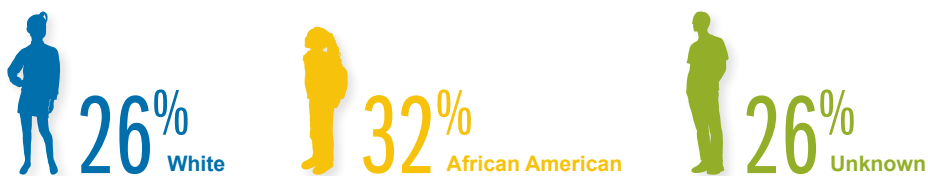
Lingering in foster care, experiencing unstable placement settings while in foster care and leaving foster care without a permanent, legal connection to family are important indicators of how youth in New York are faring.

■ PERMANENCE ■ EMANCIPATION/ AGE-OUT (NON-PERMANENCY) ■ OTHER



Due to rounding some charts may not equal 100%

Percentage of Youth Who Emancipated by Race – New York



Number of Young People in Care on Their 18th and 19th Birthdays

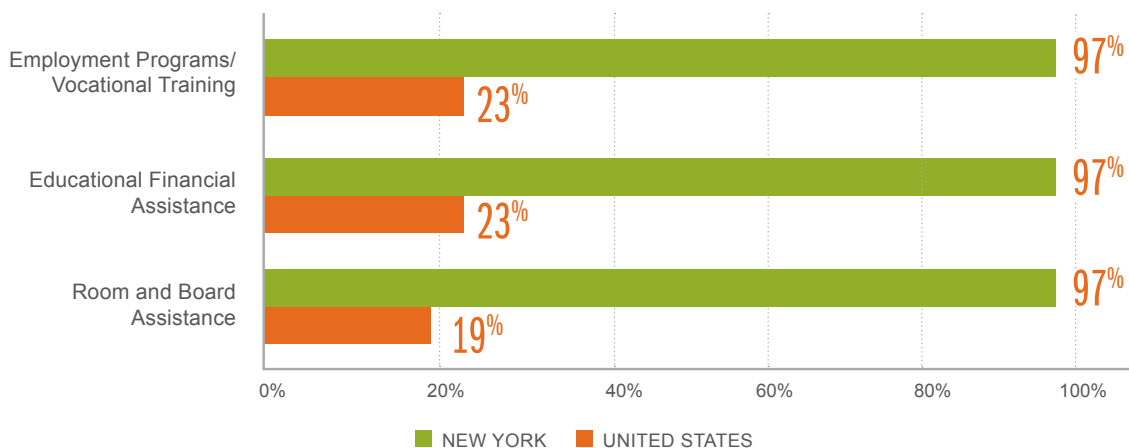
	18TH	19TH		18TH	19TH
NEW YORK	1,229	638		UNITED STATES	24,797
					6,489

Percentage Still in Care on Their 19th Birthday

	WHITE	AFRICAN AMERICAN	UNKNOWN		WHITE	AFRICAN AMERICAN	UNKNOWN
NEW YORK	39%	56%	47%		UNITED STATES	17%	29%
						29%	

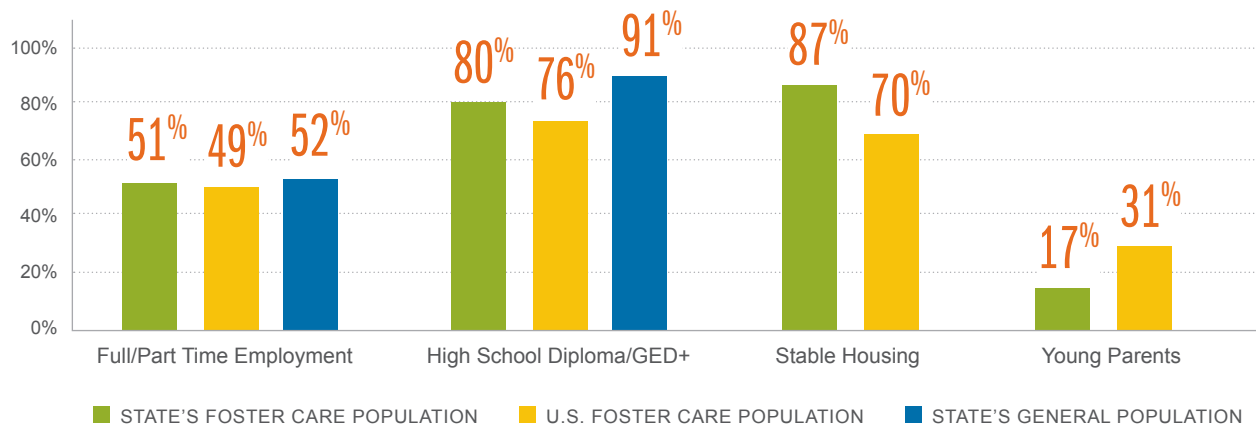
Services

Transition services, such as vocational training and housing assistance, are designed to help young people with foster care experience transition to adulthood. Participation in federally funded transition services provides a window into how well young people are being equipped for employment, education and housing.



Young Adult Outcomes by Age 21

Research shows that young adults who experienced foster care have worse outcomes than their peers in the general population across a variety of spectrums — from education to employment to housing to early parenthood. Examining data on these outcomes in New York is important as we strive to improve the practices, programs and policies that help ensure these young people have the relationships, resources and opportunities they need for well-being and success.

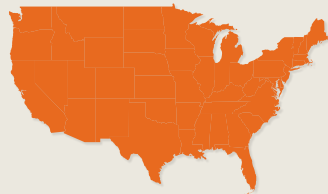




2018 NORTH CAROLINA PROFILE

TRANSITION-AGE YOUTH IN FOSTER CARE

The transition from adolescence to adulthood is a pivotal developmental stage as young people learn the skills needed to be healthy and productive adults. This process can be complicated for youth with foster care experience. Here's what we know about the experiences of these youth in North Carolina.



171,162 or 25%

of United States' foster care population is ages 14+



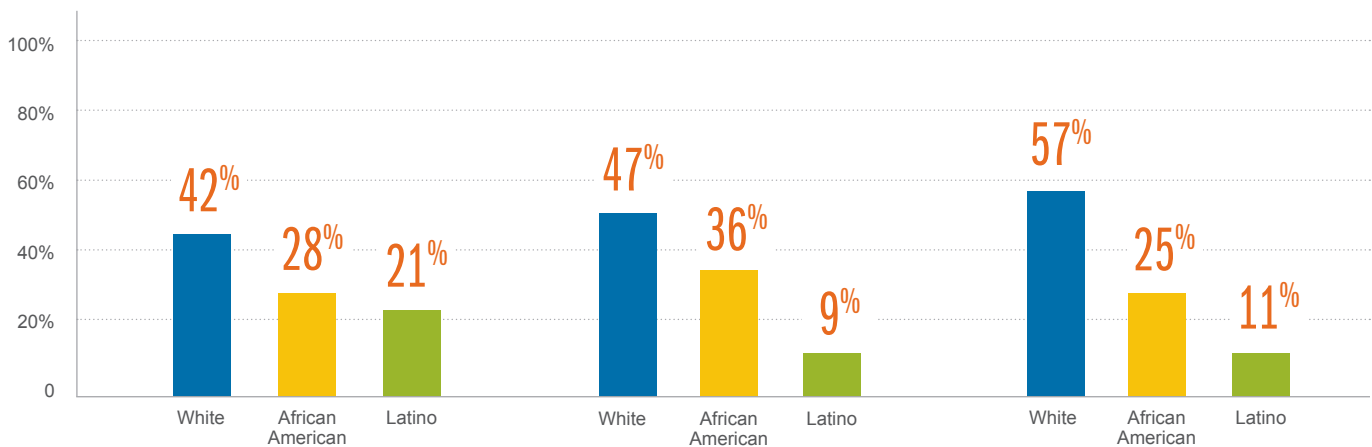
3,611 or 23%

of North Carolina's foster care population is ages 14+

United States Foster Care Population

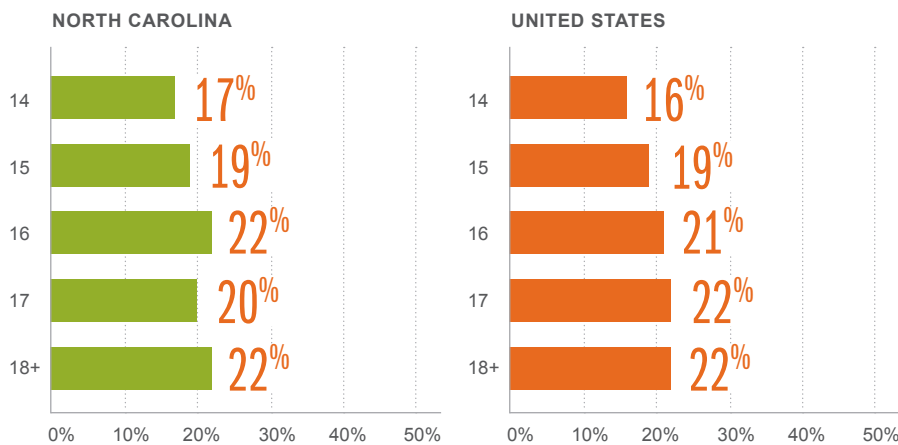
North Carolina Foster Care Population

North Carolina General Population

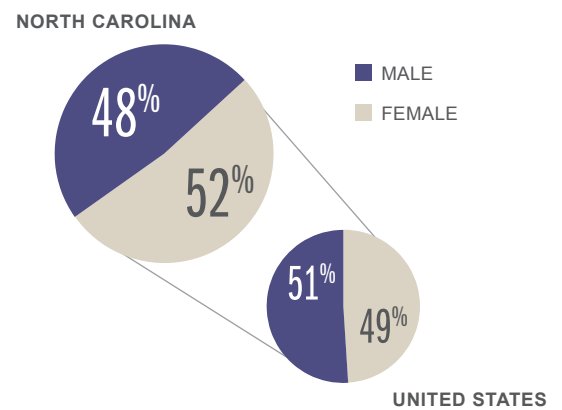


Above charts are based on the three largest racial and ethnic groups in this state for foster care. For additional data, please visit the KIDS COUNT Data Center, <http://datacenter.kidscount.org>.

Youth in Foster Care by Age



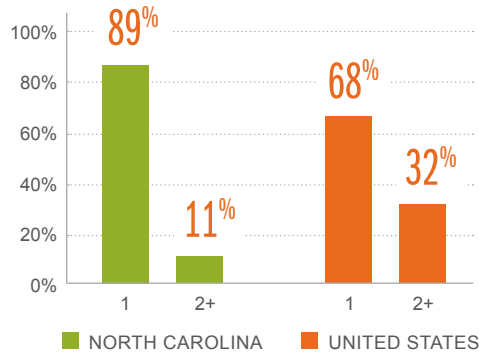
Youth in Foster Care by Sex*



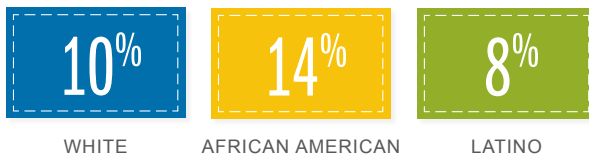
* Sex is based on gender at birth.

In addition to the trauma of abuse or neglect that resulted in being removed from their homes and placed in the foster care system, experiences while in foster care — including frequent moves — can lead to worse outcomes for youth. Looking at these indicators helps us understand how youth with foster care experience in North Carolina are faring and provides insight into the changes needed to improve the lives of these young people.

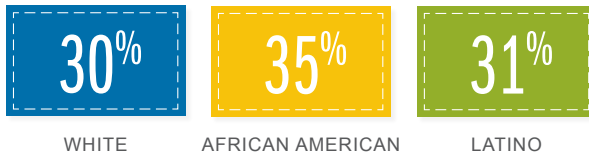
Episodes in the Foster Care System



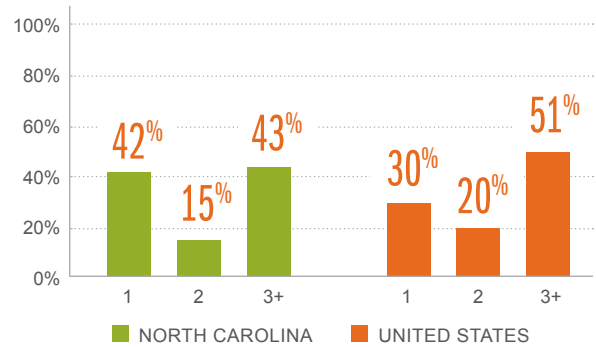
NORTH CAROLINA 2+ Foster Care Episodes



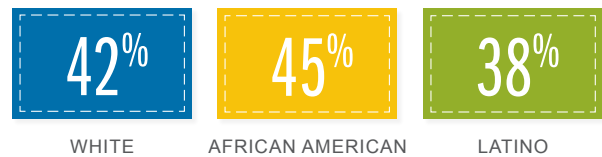
UNITED STATES 2+ Foster Care Episodes



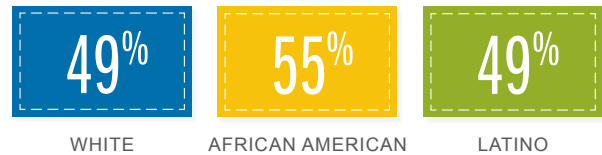
Number of Placements During Most Recent Foster Care Episode



NORTH CAROLINA 3+ Foster Care Placements



UNITED STATES 3+ Foster Care Placements



The percentage of young people in each racial and ethnic group who have experienced multiple foster care episodes and placements.

Time in Foster Care by Exit Outcome or Type

	NORTH CAROLINA	UNITED STATES
PERMANENCY	21 months	13 months
EMANCIPATION	33 months	34 months
OTHER	19 months	17 months

Placement Type

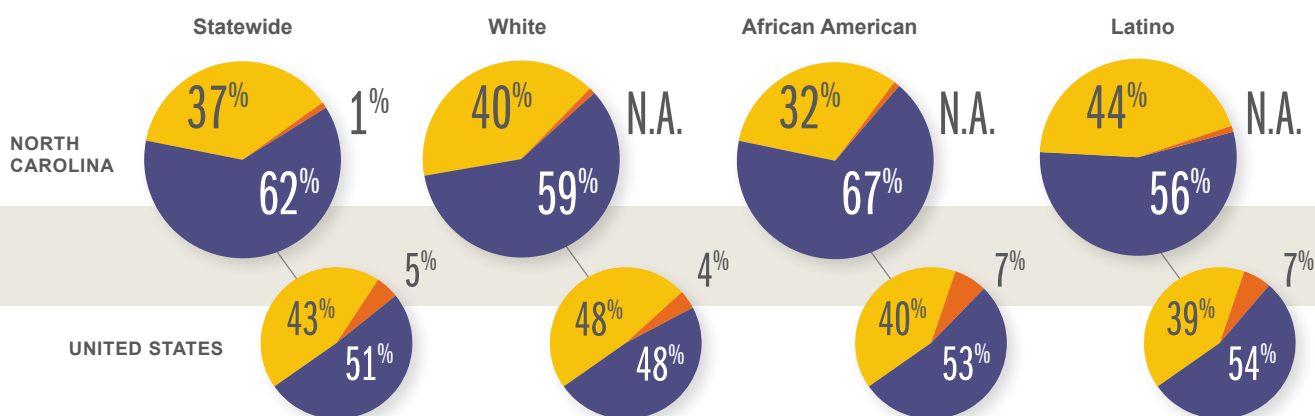
■ NORTH CAROLINA ■ UNITED STATES



Reasons for Leaving Foster Care

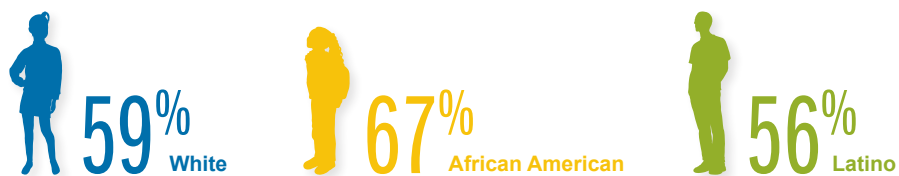
Lingering in foster care, experiencing unstable placement settings while in foster care and leaving foster care without a permanent, legal connection to family are important indicators of how youth in North Carolina are faring.

■ PERMANENCE ■ EMANCIPATION/ AGE-OUT (NON-PERMANENCY) ■ OTHER



Due to rounding some charts may not equal 100%

Percentage of Youth Who Emancipated by Race – North Carolina



Number of Young People in Care on Their 18th and 19th Birthdays

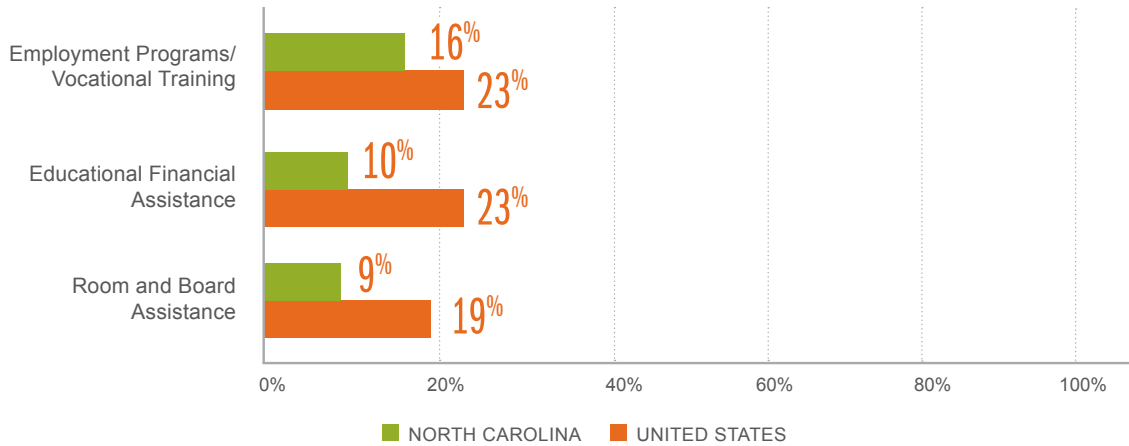
	18TH	19TH		18TH	19TH
NORTH CAROLINA	474	101		UNITED STATES	24,797
					6,489

Percentage Still in Care on Their 19th Birthday

	WHITE	AFRICAN AMERICAN	LATINO		WHITE	AFRICAN AMERICAN	LATINO
NORTH CAROLINA	17%	24%	28%		UNITED STATES	17%	29%
						37%	

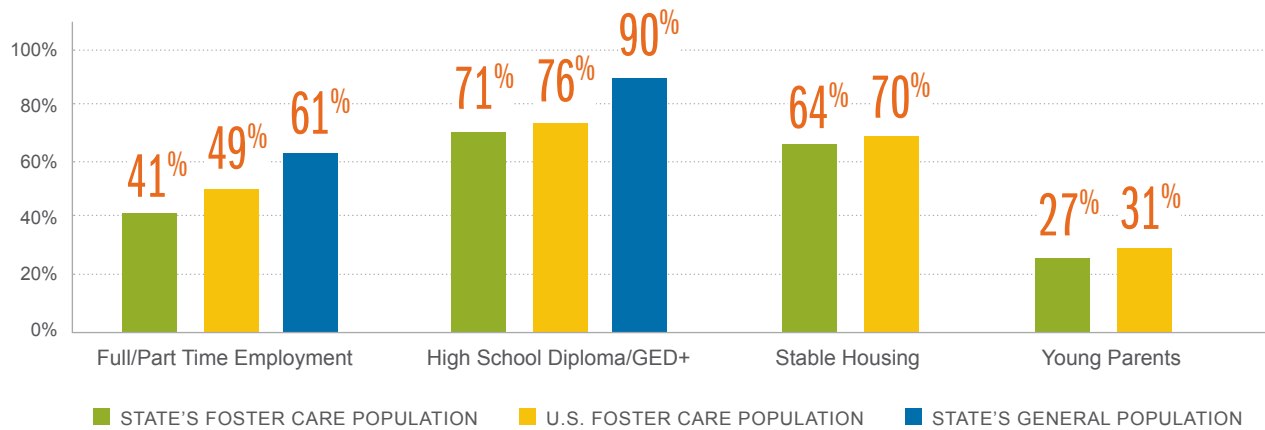
Services

Transition services, such as vocational training and housing assistance, are designed to help young people with foster care experience transition to adulthood. Participation in federally funded transition services provides a window into how well young people are being equipped for employment, education and housing.



Young Adult Outcomes by Age 21

Research shows that young adults who experienced foster care have worse outcomes than their peers in the general population across a variety of spectrums — from education to employment to housing to early parenthood. Examining data on these outcomes in North Carolina is important as we strive to improve the practices, programs and policies that help ensure these young people have the relationships, resources and opportunities they need for well-being and success.

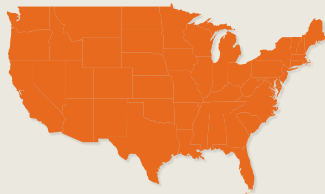




2018 NORTH DAKOTA PROFILE


TRANSITION-AGE YOUTH IN FOSTER CARE

The transition from adolescence to adulthood is a pivotal developmental stage as young people learn the skills needed to be healthy and productive adults. This process can be complicated for youth with foster care experience. Here's what we know about the experiences of these youth in North Dakota.



171,162 or 25%

of United States' foster care population is ages 14+



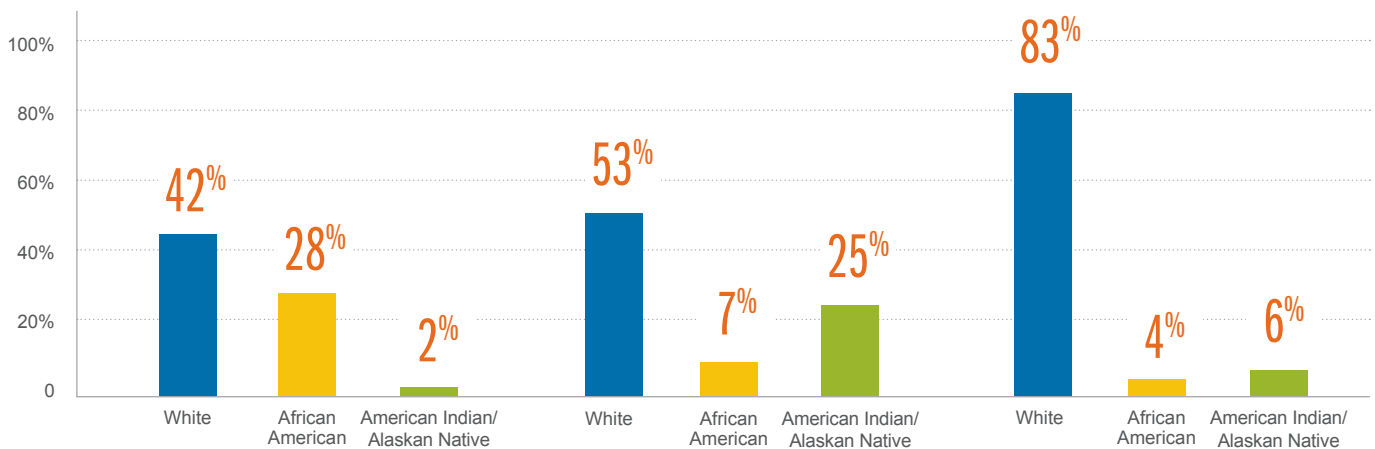
696 or 29%

of North Dakota's foster care population is ages 14+

United States Foster Care Population

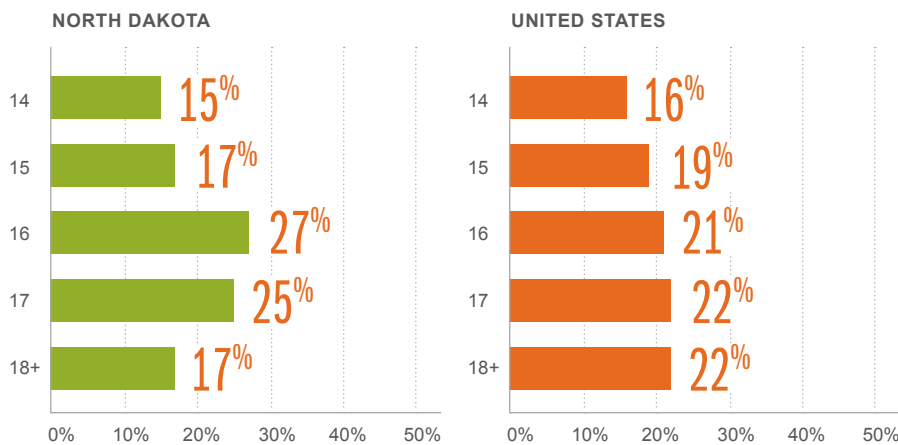
North Dakota Foster Care Population

North Dakota General Population

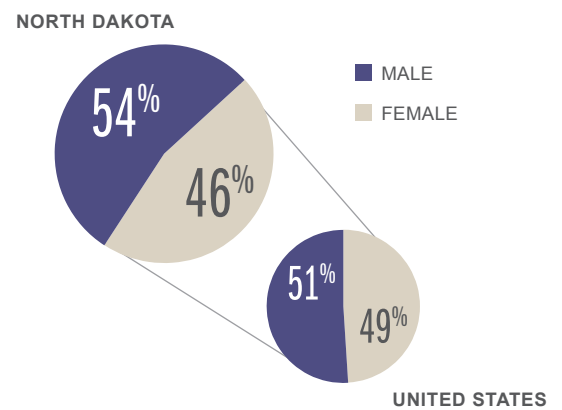


Above charts are based on the three largest racial and ethnic groups in this state for foster care. For additional data, please visit the KIDS COUNT Data Center, <http://datacenter.kidscount.org>.

Youth in Foster Care by Age



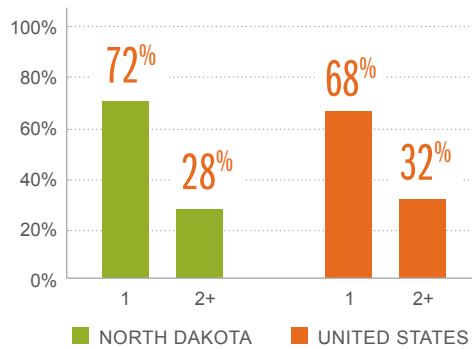
Youth in Foster Care by Sex*



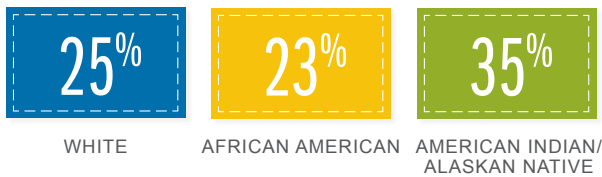
* Sex is based on gender at birth.

In addition to the trauma of abuse or neglect that resulted in being removed from their homes and placed in the foster care system, experiences while in foster care — including frequent moves — can lead to worse outcomes for youth. Looking at these indicators helps us understand how youth with foster care experience in North Dakota are faring and provides insight into the changes needed to improve the lives of these young people.

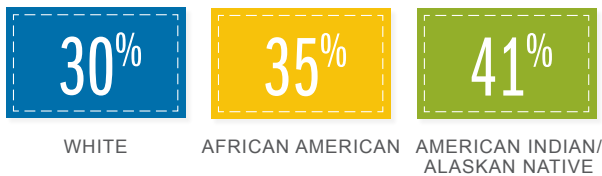
Episodes in the Foster Care System



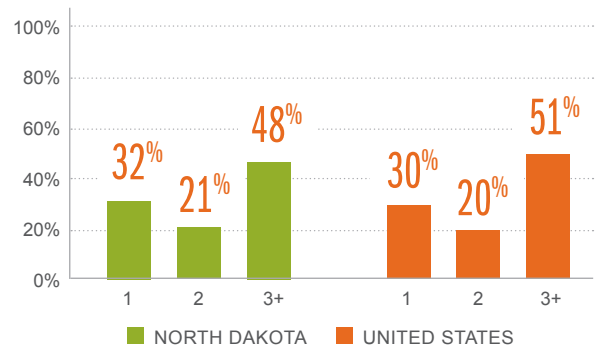
NORTH DAKOTA 2+ Foster Care Episodes



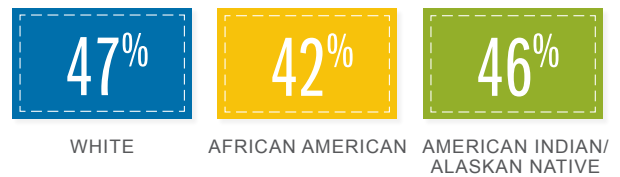
UNITED STATES 2+ Foster Care Episodes



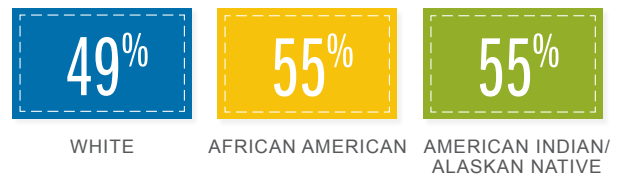
Number of Placements During Most Recent Foster Care Episode



NORTH DAKOTA 3+ Foster Care Placements



UNITED STATES 3+ Foster Care Placements



The percentage of young people in each racial and ethnic group who have experienced multiple foster care episodes and placements.

Time in Foster Care by Exit Outcome or Type

	NORTH DAKOTA	UNITED STATES
PERMANENCY	10 months	13 months
EMANCIPATION	25 months	34 months
OTHER	14 months	17 months

Placement Type

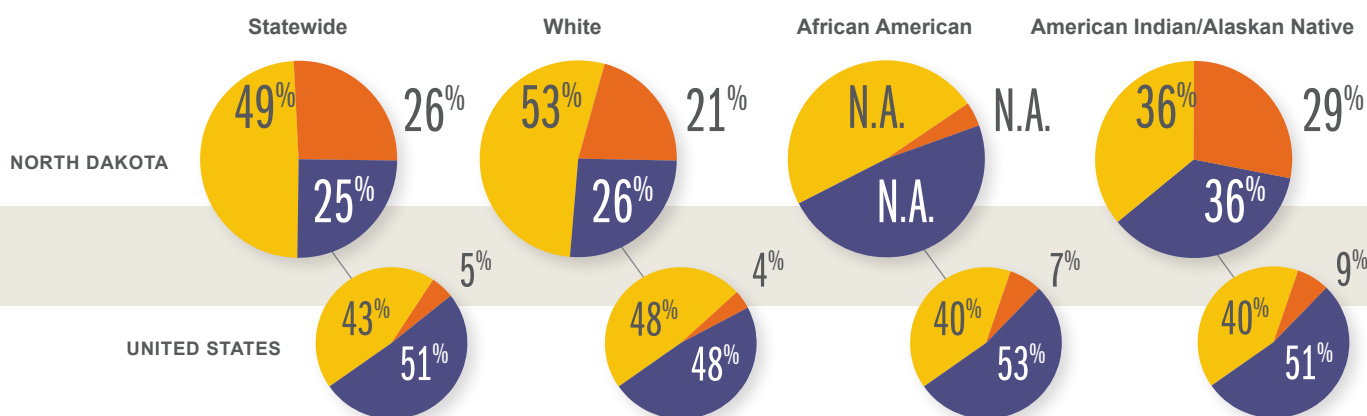
■ NORTH DAKOTA ■ UNITED STATES



Reasons for Leaving Foster Care

Lingering in foster care, experiencing unstable placement settings while in foster care and leaving foster care without a permanent, legal connection to family are important indicators of how youth in North Dakota are faring.

■ PERMANENCE ■ EMANCIPATION/ AGE-OUT (NON-PERMANENCY) ■ OTHER



Due to rounding some charts may not equal 100%

Percentage of Youth Who Emancipated by Race – North Dakota



Number of Young People in Care on Their 18th and 19th Birthdays

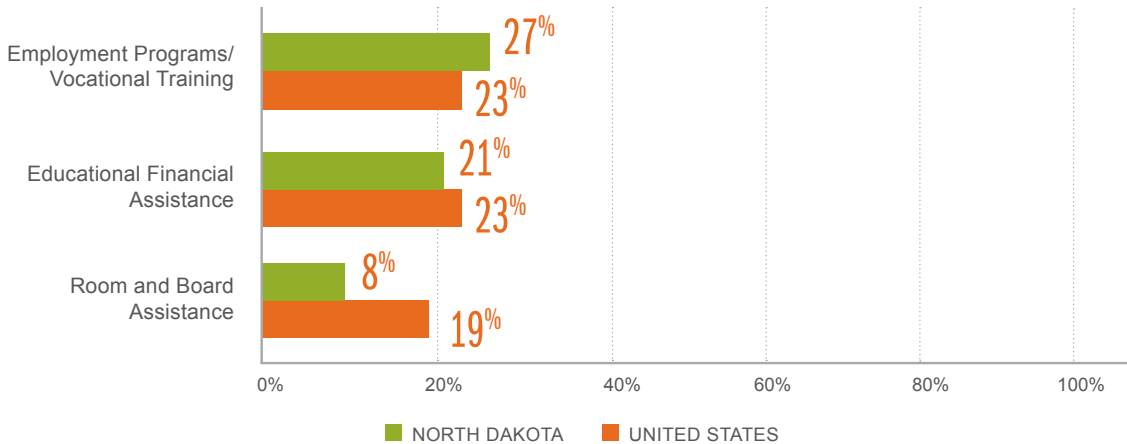
	18TH	19TH		18TH	19TH
NORTH DAKOTA	101	N.A.		24,797	6,489
UNITED STATES					

Percentage Still in Care on Their 19th Birthday

	WHITE	AFRICAN AMERICAN	AMERICAN INDIAN/ALASKAN NATIVE		WHITE	AFRICAN AMERICAN	AMERICAN INDIAN/ALASKAN NATIVE
NORTH DAKOTA	N.A.	N.A.	N.A.		17%	29%	15%
UNITED STATES							

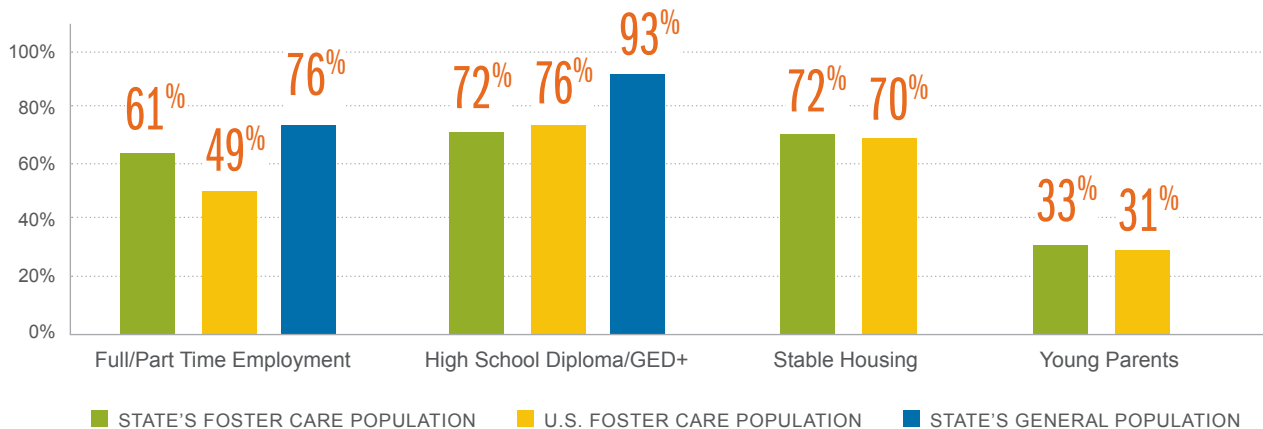
Services

Transition services, such as vocational training and housing assistance, are designed to help young people with foster care experience transition to adulthood. Participation in federally funded transition services provides a window into how well young people are being equipped for employment, education and housing.



Young Adult Outcomes by Age 21

Research shows that young adults who experienced foster care have worse outcomes than their peers in the general population across a variety of spectrums — from education to employment to housing to early parenthood. Examining data on these outcomes in North Dakota is important as we strive to improve the practices, programs and policies that help ensure these young people have the relationships, resources and opportunities they need for well-being and success.

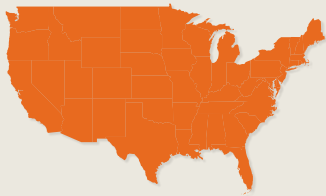




2018 OHIO PROFILE

TRANSITION-AGE YOUTH IN FOSTER CARE

The transition from adolescence to adulthood is a pivotal developmental stage as young people learn the skills needed to be healthy and productive adults. This process can be complicated for youth with foster care experience. Here's what we know about the experiences of these youth in Ohio.



171,162 or 25%

of United States' foster care population is ages 14+



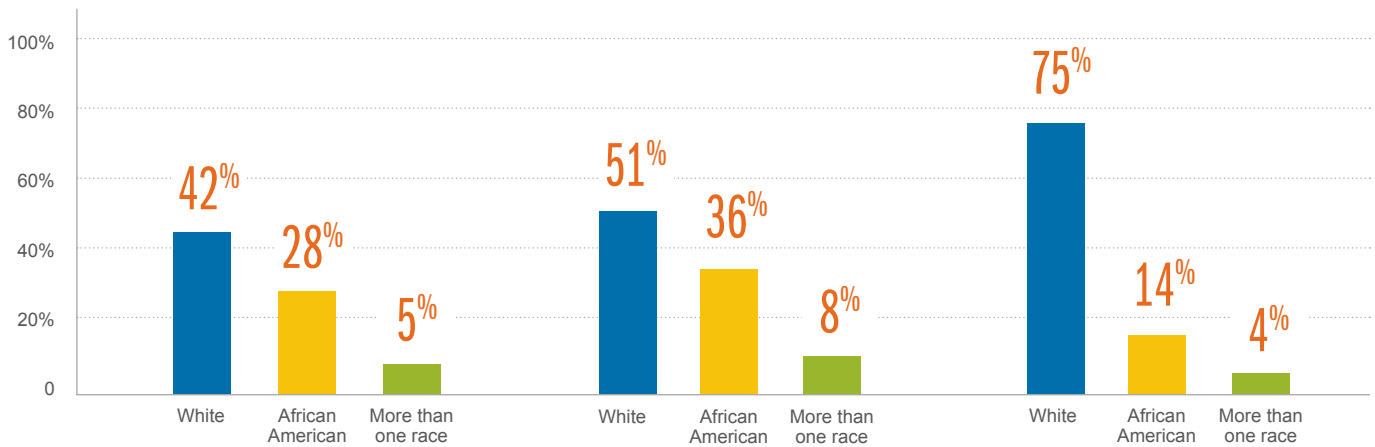
6,727 or 28%

of Ohio's foster care population is ages 14+

United States Foster Care Population

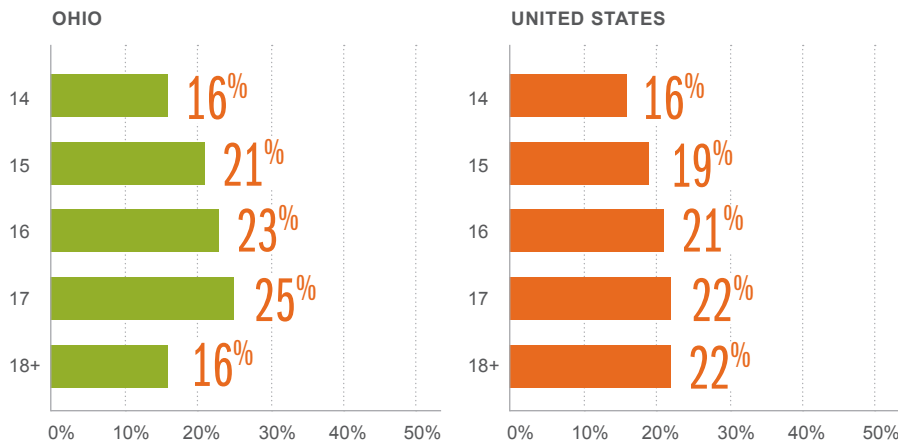
Ohio Foster Care Population

Ohio General Population

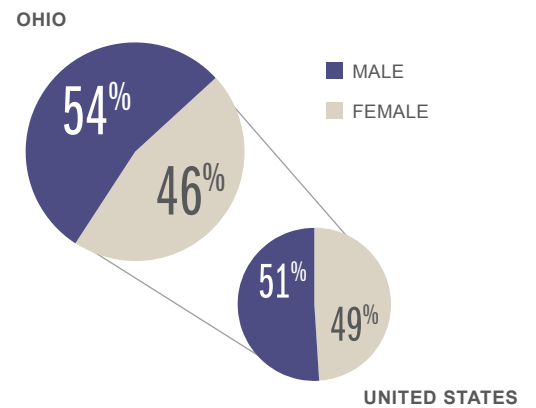


Above charts are based on the three largest racial and ethnic groups in this state for foster care. For additional data, please visit the KIDS COUNT Data Center, <http://datacenter.kidscount.org>.

Youth in Foster Care by Age



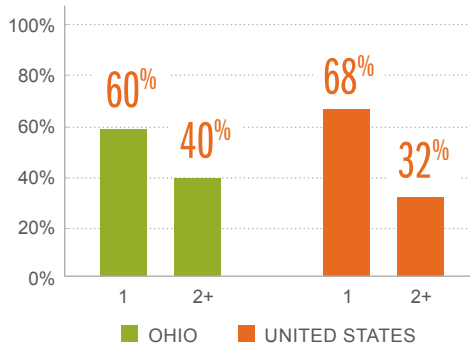
Youth in Foster Care by Sex*



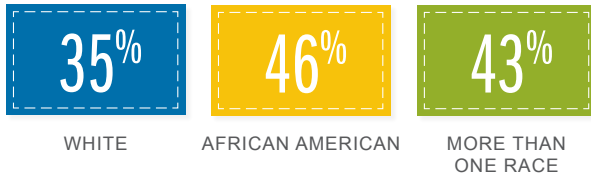
* Sex is based on gender at birth.

In addition to the trauma of abuse or neglect that resulted in being removed from their homes and placed in the foster care system, experiences while in foster care — including frequent moves — can lead to worse outcomes for youth. Looking at these indicators helps us understand how youth with foster care experience in Ohio are faring and provides insight into the changes needed to improve the lives of these young people.

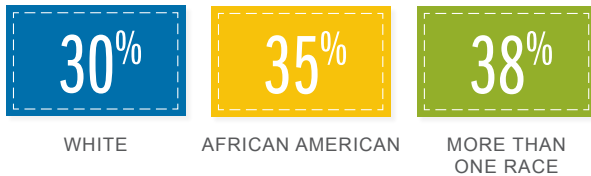
Episodes in the Foster Care System



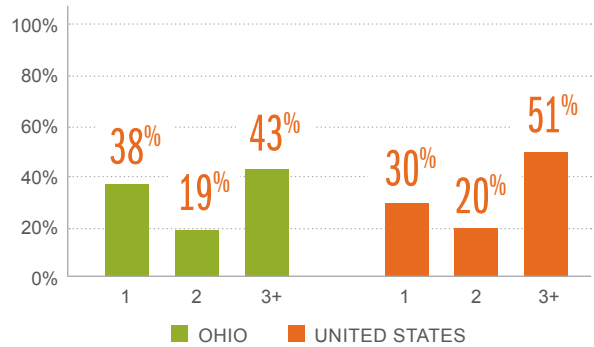
OHIO 2+ Foster Care Episodes



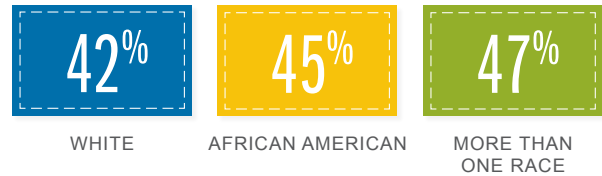
UNITED STATES 2+ Foster Care Episodes



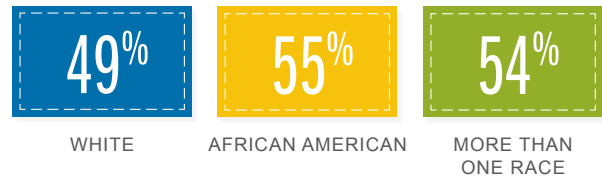
Number of Placements During Most Recent Foster Care Episode



OHIO 3+ Foster Care Placements



UNITED STATES 3+ Foster Care Placements



The percentage of young people in each racial and ethnic group who have experienced multiple foster care episodes and placements.

Time in Foster Care by Exit Outcome or Type

	OHIO	UNITED STATES
PERMANENCY	9 months	13 months
EMANCIPATION	31 months	34 months
OTHER	18 months	17 months

Placement Type

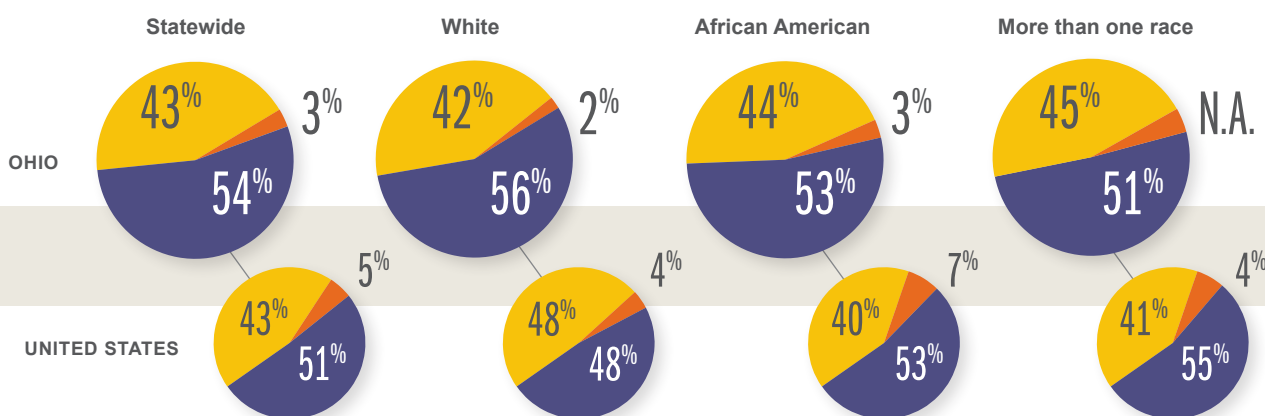
■ OHIO ■ UNITED STATES



Reasons for Leaving Foster Care

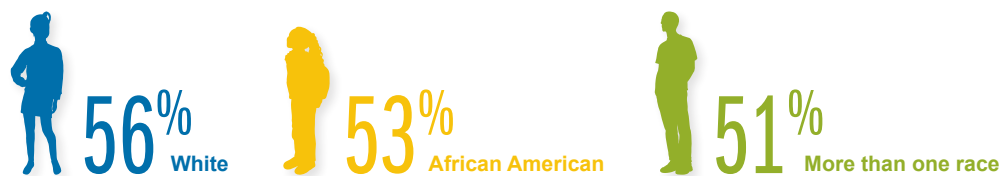
Lingering in foster care, experiencing unstable placement settings while in foster care and leaving foster care without a permanent, legal connection to family are important indicators of how youth in Ohio are faring.

■ PERMANENCE ■ EMANCIPATION/ AGE-OUT (NON-PERMANENCY) ■ OTHER



Due to rounding some charts may not equal 100%

Percentage of Youth Who Emancipated by Race – Ohio



Number of Young People in Care on Their 18th and 19th Birthdays

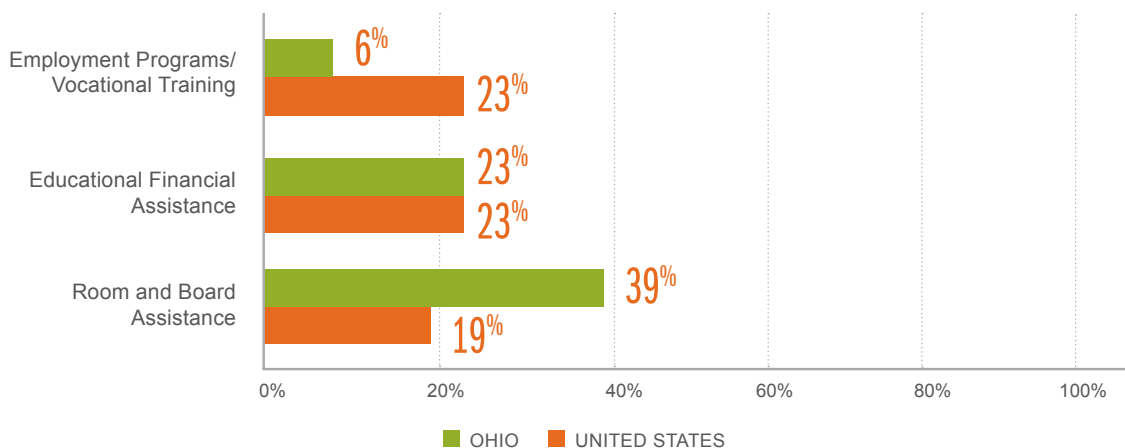
	18TH	19TH		18TH	19TH	
OHIO	967	22		UNITED STATES	24,797	6,489

Percentage Still in Care on Their 19th Birthday

	WHITE	AFRICAN AMERICAN	MORE THAN ONE RACE		WHITE	AFRICAN AMERICAN	MORE THAN ONE RACE	
OHIO	N.A.	3%	N.A.		UNITED STATES	17%	29%	24%

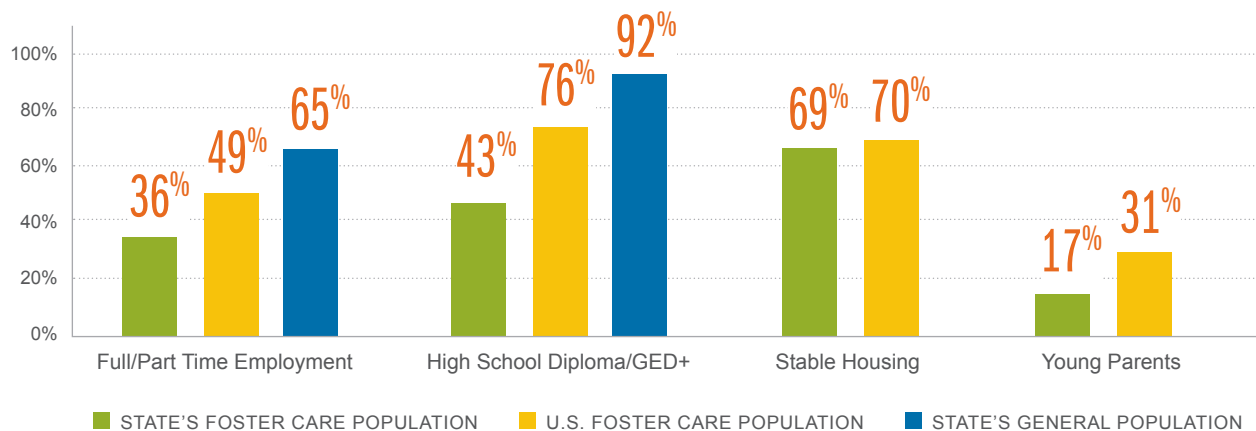
Services

Transition services, such as vocational training and housing assistance, are designed to help young people with foster care experience transition to adulthood. Participation in federally funded transition services provides a window into how well young people are being equipped for employment, education and housing.



Young Adult Outcomes by Age 21

Research shows that young adults who experienced foster care have worse outcomes than their peers in the general population across a variety of spectrums — from education to employment to housing to early parenthood. Examining data on these outcomes in Ohio is important as we strive to improve the practices, programs and policies that help ensure these young people have the relationships, resources and opportunities they need for well-being and success.

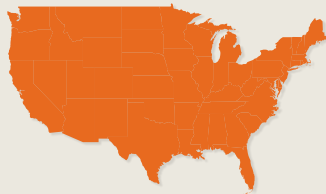




2018 OKLAHOMA PROFILE

TRANSITION-AGE YOUTH IN FOSTER CARE

The transition from adolescence to adulthood is a pivotal developmental stage as young people learn the skills needed to be healthy and productive adults. This process can be complicated for youth with foster care experience. Here's what we know about the experiences of these youth in Oklahoma.



171,162 or 25%

of United States' foster care population is ages 14+



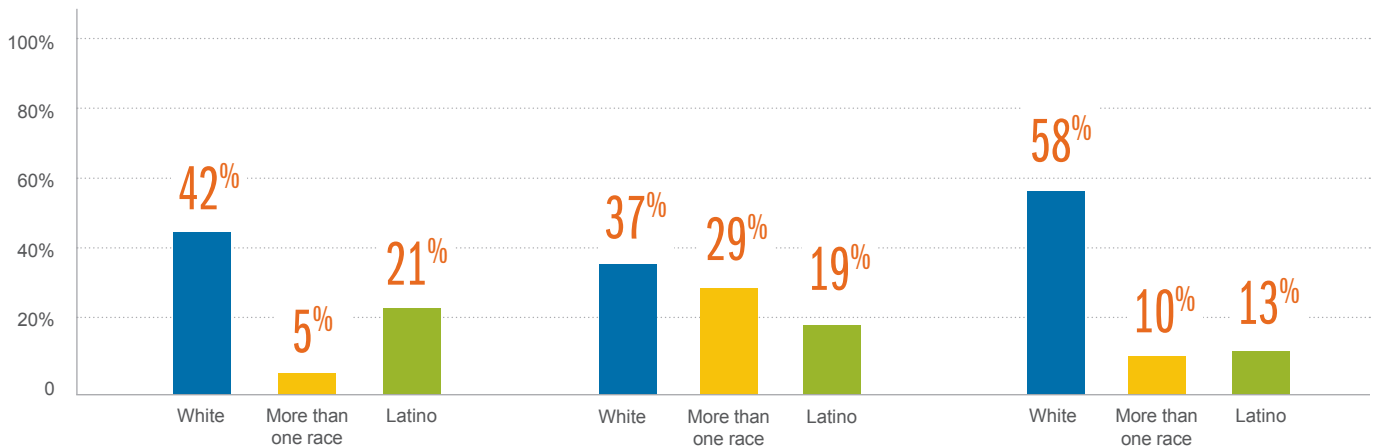
2,156 or 13%

of Oklahoma's foster care population is ages 14+

United States Foster Care Population

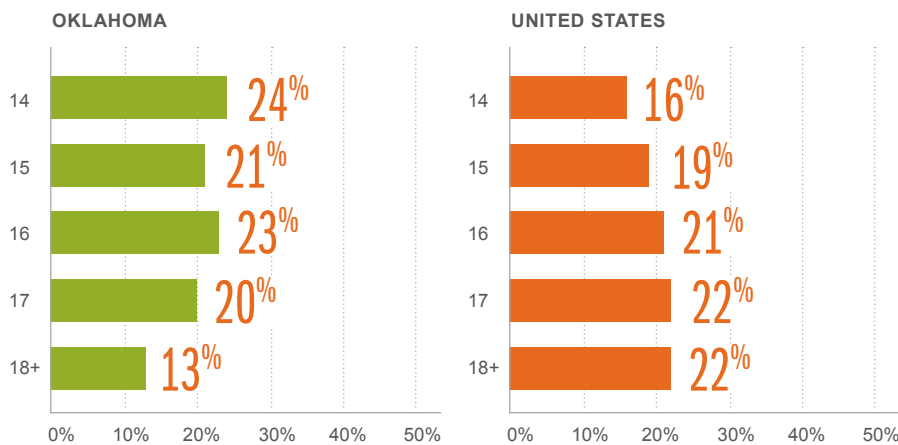
Oklahoma Foster Care Population

Oklahoma General Population

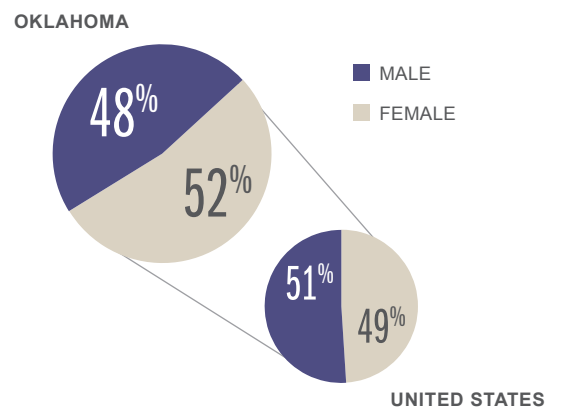


Above charts are based on the three largest racial and ethnic groups in this state for foster care. For additional data, please visit the KIDS COUNT Data Center, <http://datacenter.kidscount.org>.

Youth in Foster Care by Age



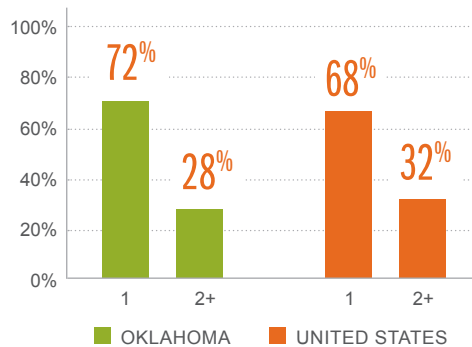
Youth in Foster Care by Sex*



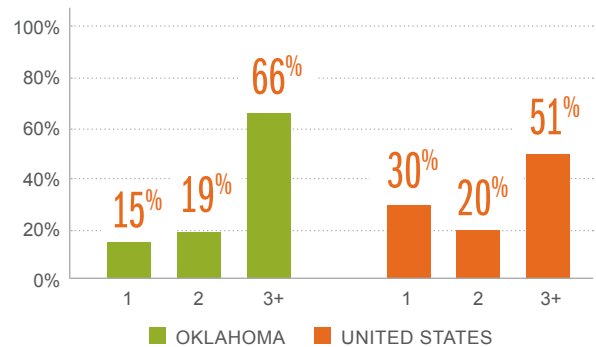
* Sex is based on gender at birth.

In addition to the trauma of abuse or neglect that resulted in being removed from their homes and placed in the foster care system, experiences while in foster care — including frequent moves — can lead to worse outcomes for youth. Looking at these indicators helps us understand how youth with foster care experience in Oklahoma are faring and provides insight into the changes needed to improve the lives of these young people.

Episodes in the Foster Care System



Number of Placements During Most Recent Foster Care Episode



OKLAHOMA 2+ Foster Care Episodes



UNITED STATES 2+ Foster Care Episodes



OKLAHOMA 3+ Foster Care Placements



UNITED STATES 3+ Foster Care Placements



The percentage of young people in each racial and ethnic group who have experienced multiple foster care episodes and placements.

Time in Foster Care by Exit Outcome or Type

	OKLAHOMA	UNITED STATES
PERMANENCY	22 months	13 months
EMANCIPATION	37 months	34 months
OTHER	23 months	17 months

Placement Type

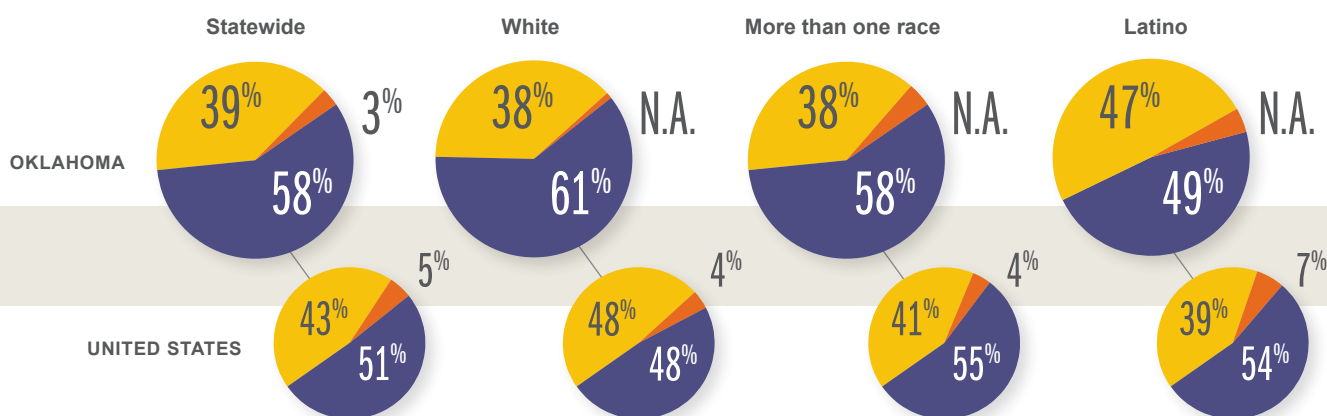
■ OKLAHOMA ■ UNITED STATES



Reasons for Leaving Foster Care

Lingering in foster care, experiencing unstable placement settings while in foster care and leaving foster care without a permanent, legal connection to family are important indicators of how youth in Oklahoma are faring.

■ PERMANENCE ■ EMANCIPATION/ AGE-OUT (NON-PERMANENCY) ■ OTHER



Due to rounding some charts may not equal 100%

Percentage of Youth Who Emancipated by Race – Oklahoma



Number of Young People in Care on Their 18th and 19th Birthdays

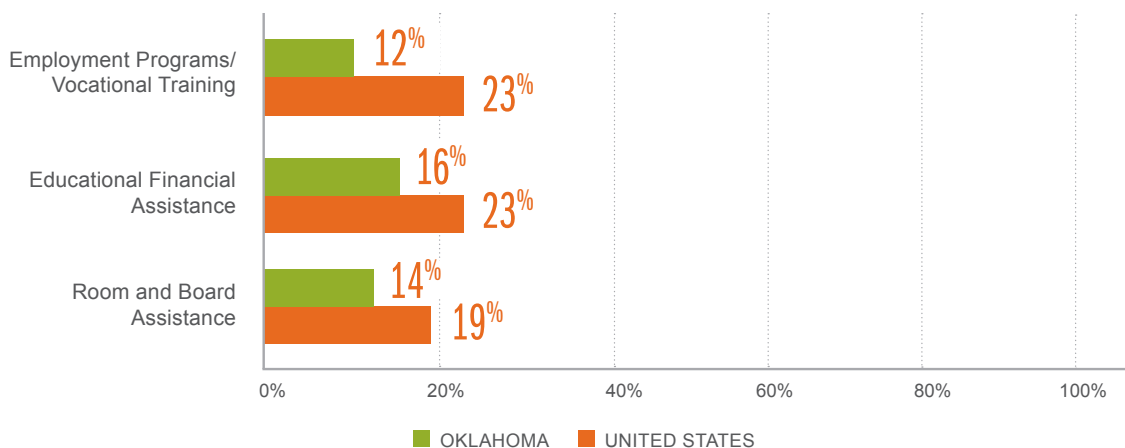
	18TH	19TH		18TH	19TH
OKLAHOMA	302	N.A.		UNITED STATES	24,797
					6,489

Percentage Still in Care on Their 19th Birthday

	WHITE	MORE THAN ONE RACE	LATINO		WHITE	MORE THAN ONE RACE	LATINO
OKLAHOMA	N.A.	N.A.	N.A.		UNITED STATES	17%	24%
						37%	

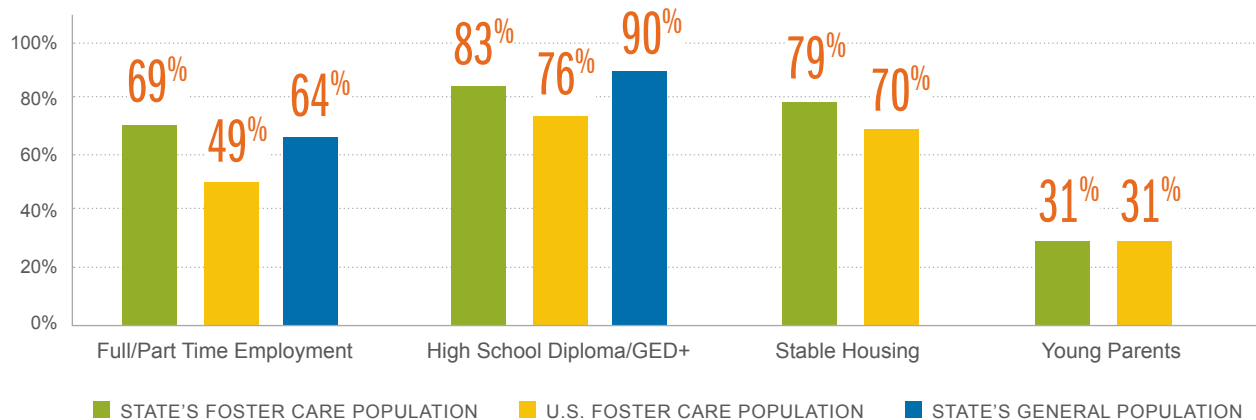
Services

Transition services, such as vocational training and housing assistance, are designed to help young people with foster care experience transition to adulthood. Participation in federally funded transition services provides a window into how well young people are being equipped for employment, education and housing.



Young Adult Outcomes by Age 21

Research shows that young adults who experienced foster care have worse outcomes than their peers in the general population across a variety of spectrums — from education to employment to housing to early parenthood. Examining data on these outcomes in Oklahoma is important as we strive to improve the practices, programs and policies that help ensure these young people have the relationships, resources and opportunities they need for well-being and success.

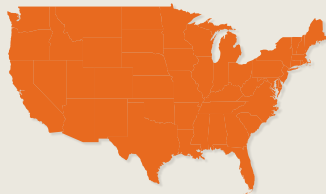




2018 OREGON PROFILE

TRANSITION-AGE YOUTH IN FOSTER CARE

The transition from adolescence to adulthood is a pivotal developmental stage as young people learn the skills needed to be healthy and productive adults. This process can be complicated for youth with foster care experience. Here's what we know about the experiences of these youth in Oregon.



171,162 or 25%

of United States' foster care population is ages 14+



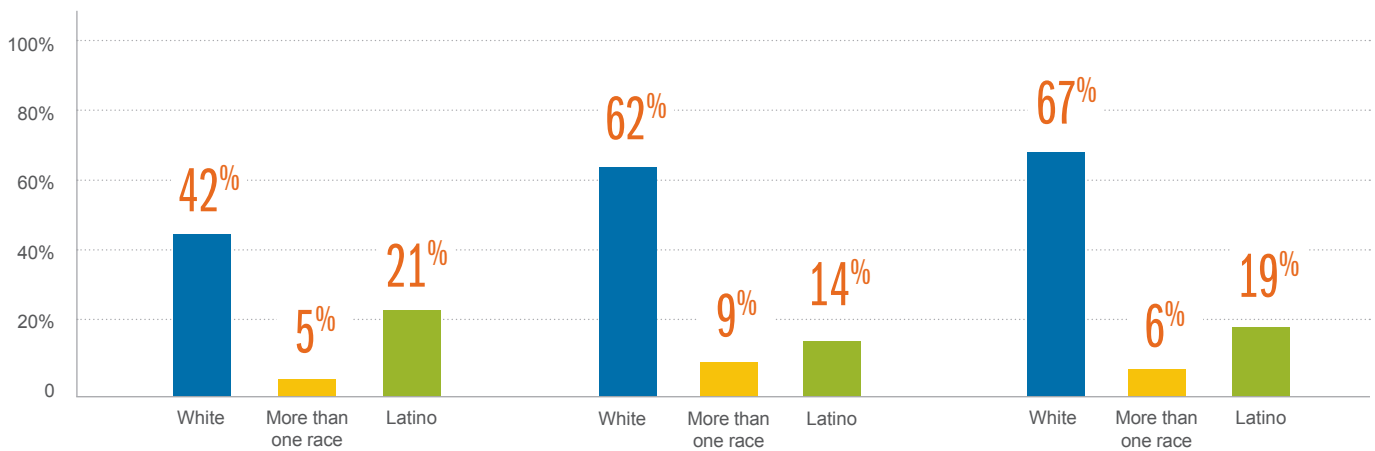
2,205 or 21%

of Oregon's foster care population is ages 14+

United States Foster Care Population

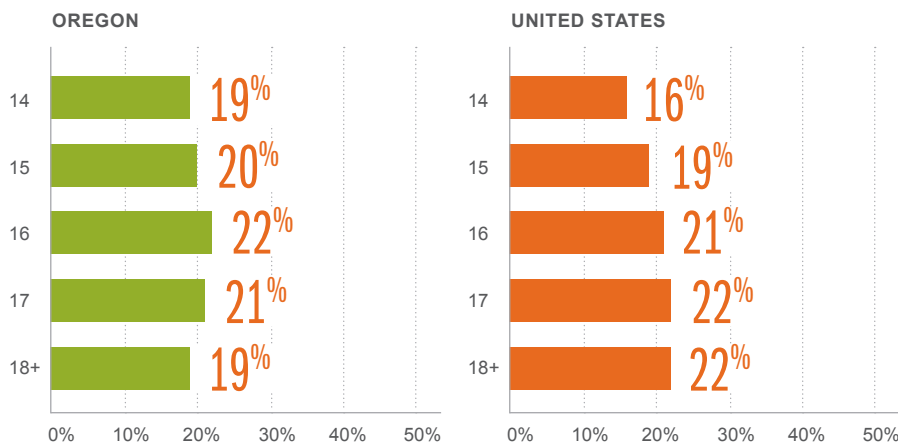
Oregon Foster Care Population

Oregon General Population

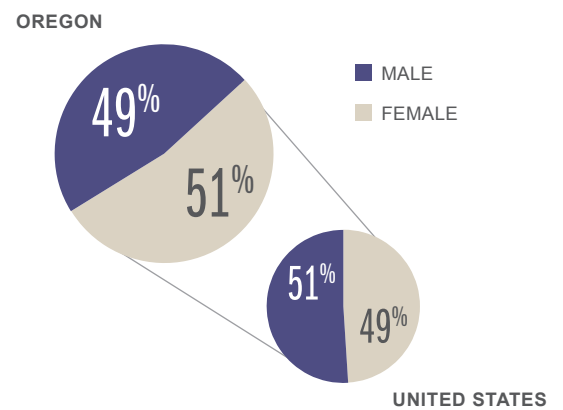


Above charts are based on the three largest racial and ethnic groups in this state for foster care. For additional data, please visit the KIDS COUNT Data Center, <http://datacenter.kidscount.org>.

Youth in Foster Care by Age



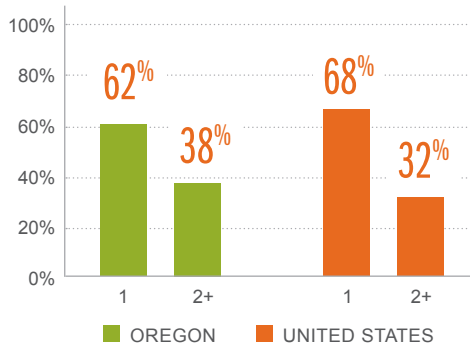
Youth in Foster Care by Sex*



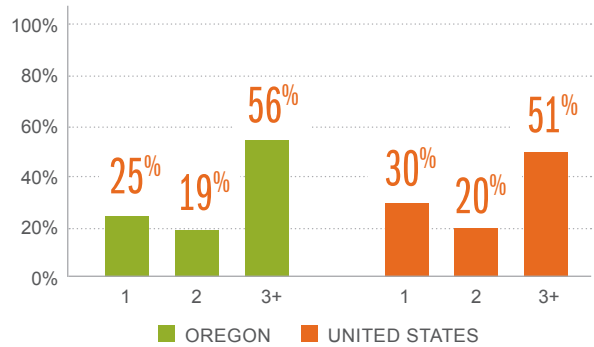
* Sex is based on gender at birth.

In addition to the trauma of abuse or neglect that resulted in being removed from their homes and placed in the foster care system, experiences while in foster care — including frequent moves — can lead to worse outcomes for youth. Looking at these indicators helps us understand how youth with foster care experience in Oregon are faring and provides insight into the changes needed to improve the lives of these young people.

Episodes in the Foster Care System



Number of Placements During Most Recent Foster Care Episode



OREGON 2+ Foster Care Episodes



OREGON 3+ Foster Care Placements



UNITED STATES 2+ Foster Care Episodes



UNITED STATES 3+ Foster Care Placements



The percentage of young people in each racial and ethnic group who have experienced multiple foster care episodes and placements.

Time in Foster Care by Exit Outcome or Type

	OREGON	UNITED STATES
PERMANENCY	24 months	13 months
EMANCIPATION	58 months	34 months
OTHER	23 months	17 months

Placement Type

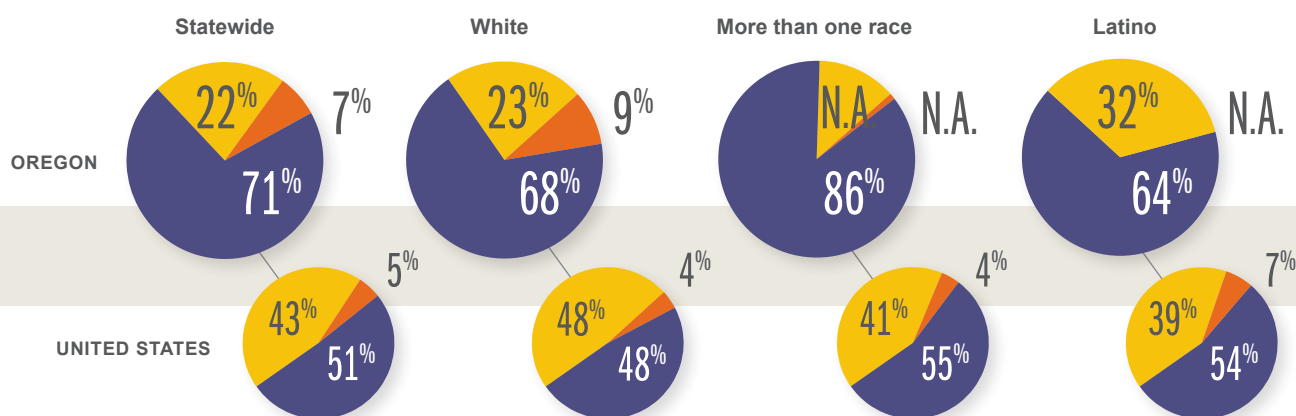
■ OREGON ■ UNITED STATES



Reasons for Leaving Foster Care

Lingering in foster care, experiencing unstable placement settings while in foster care and leaving foster care without a permanent, legal connection to family are important indicators of how youth in Oregon are faring.

■ PERMANENCE ■ EMANCIPATION/ AGE-OUT (NON-PERMANENCY) ■ OTHER



Due to rounding some charts may not equal 100%

Percentage of Youth Who Emancipated by Race – Oregon



Number of Young People in Care on Their 18th and 19th Birthdays

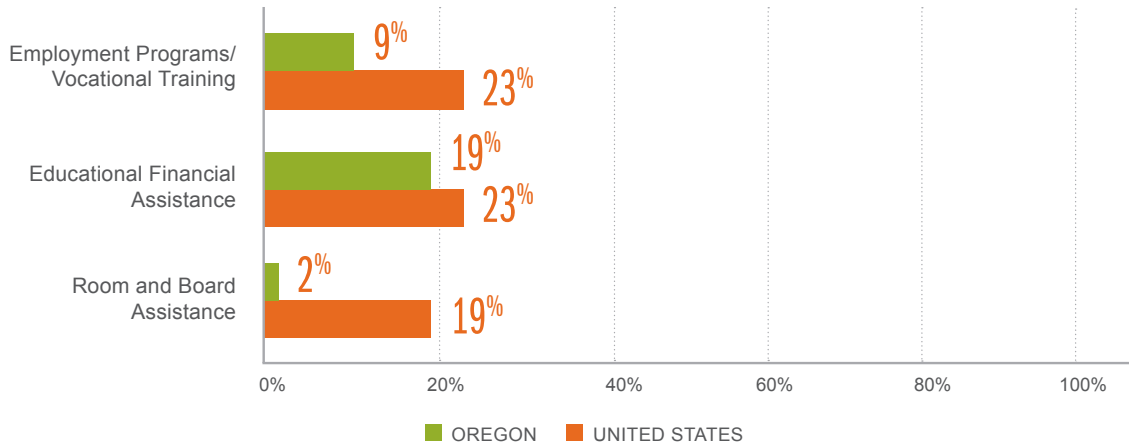
	18TH		19TH	
	OREGON	UNITED STATES	OREGON	UNITED STATES
	371	24,797	29	6,489

Percentage Still in Care on Their 19th Birthday

	WHITE	MORE THAN ONE RACE	LATINO
	OREGON	5%	N.A.
UNITED STATES	17%	24%	37%

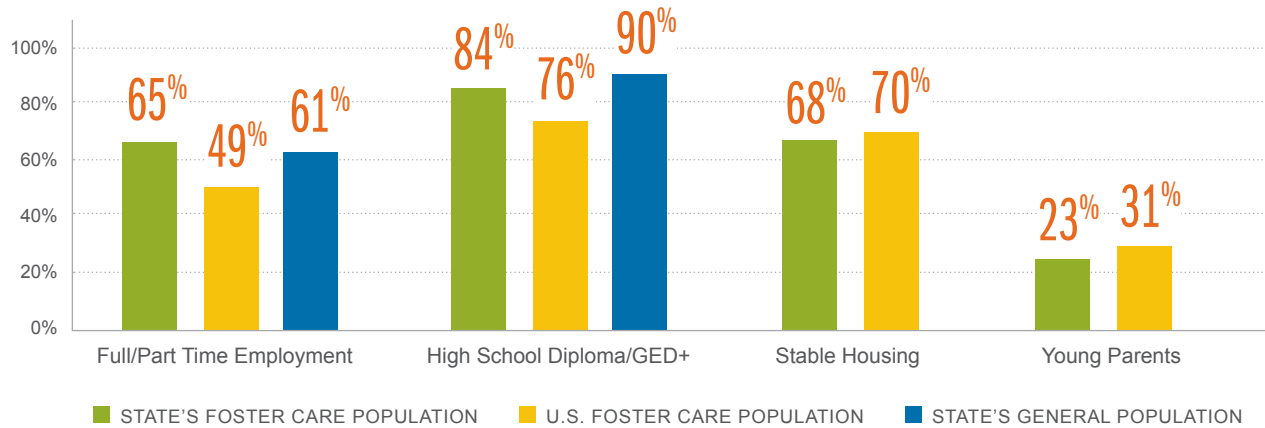
Services

Transition services, such as vocational training and housing assistance, are designed to help young people with foster care experience transition to adulthood. Participation in federally funded transition services provides a window into how well young people are being equipped for employment, education and housing.



Young Adult Outcomes by Age 21

Research shows that young adults who experienced foster care have worse outcomes than their peers in the general population across a variety of spectrums — from education to employment to housing to early parenthood. Examining data on these outcomes in Oregon is important as we strive to improve the practices, programs and policies that help ensure these young people have the relationships, resources and opportunities they need for well-being and success.

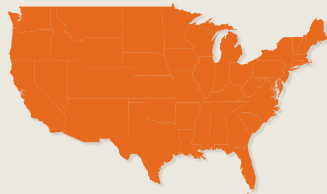




2018 PENNSYLVANIA PROFILE


TRANSITION-AGE YOUTH IN FOSTER CARE

The transition from adolescence to adulthood is a pivotal developmental stage as young people learn the skills needed to be healthy and productive adults. This process can be complicated for youth with foster care experience. Here's what we know about the experiences of these youth in Pennsylvania.



171,162 or 25%

of United States' foster care population is ages 14+



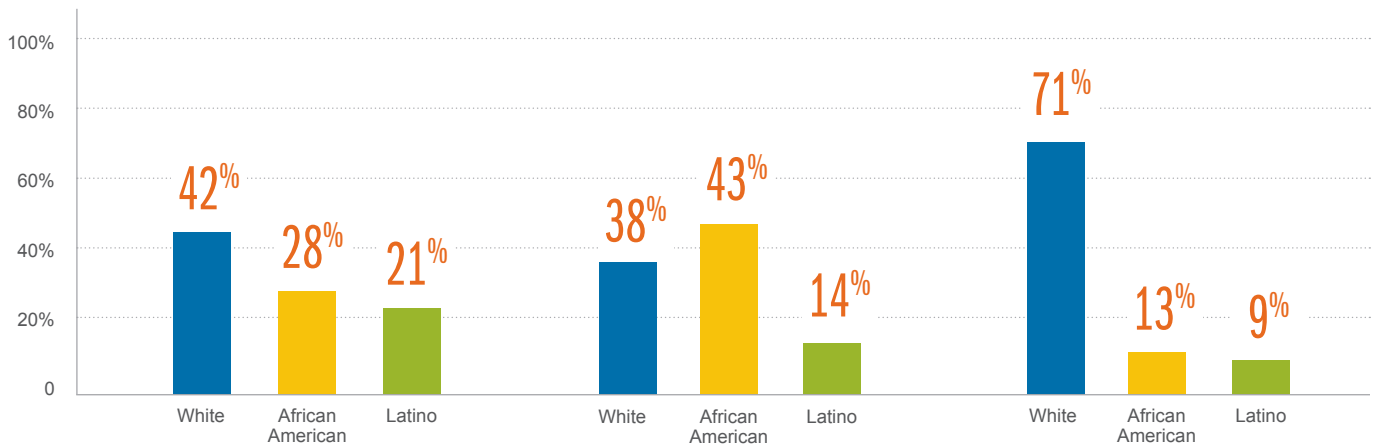
8,639 or 33%

of Pennsylvania's foster care population is ages 14+

United States Foster Care Population

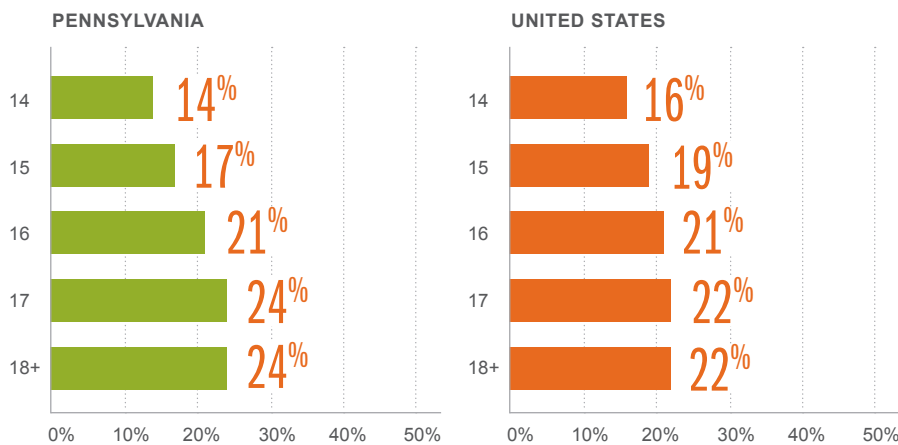
Pennsylvania Foster Care Population

Pennsylvania General Population

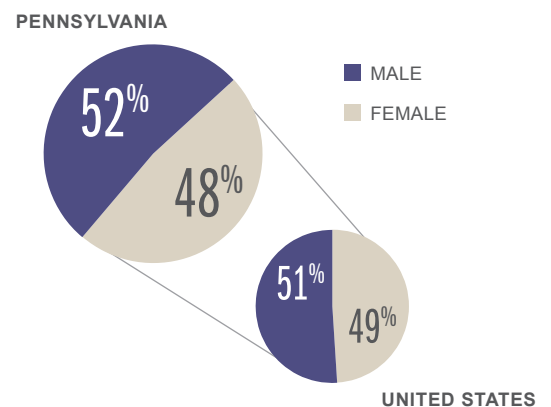


Above charts are based on the three largest racial and ethnic groups in this state for foster care. For additional data, please visit the KIDS COUNT Data Center, <http://datacenter.kidscount.org>.

Youth in Foster Care by Age



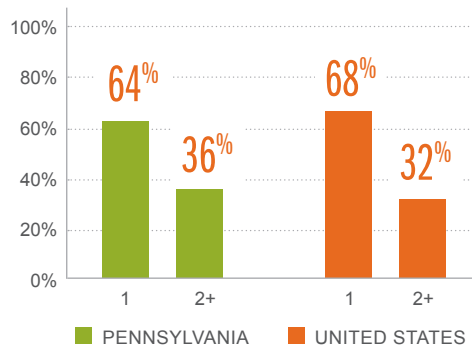
Youth in Foster Care by Sex*



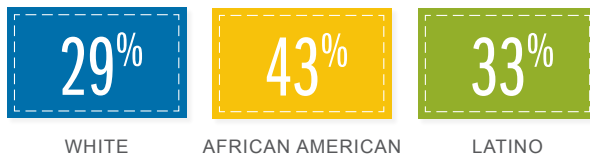
* Sex is based on gender at birth.

In addition to the trauma of abuse or neglect that resulted in being removed from their homes and placed in the foster care system, experiences while in foster care — including frequent moves — can lead to worse outcomes for youth. Looking at these indicators helps us understand how youth with foster care experience in Pennsylvania are faring and provides insight into the changes needed to improve the lives of these young people.

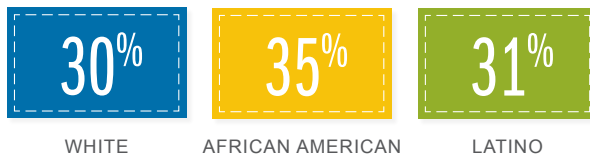
Episodes in the Foster Care System



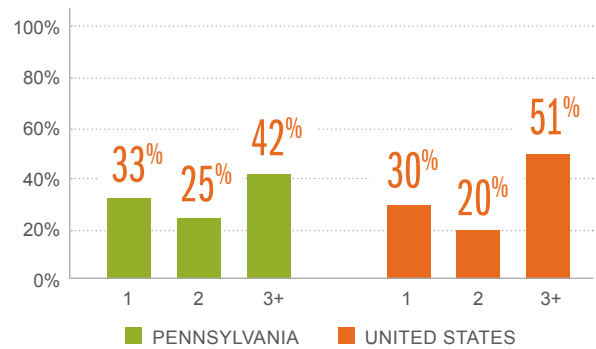
PENNSYLVANIA 2+ Foster Care Episodes



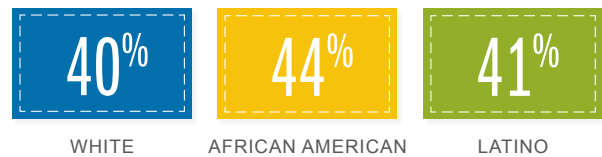
UNITED STATES 2+ Foster Care Episodes



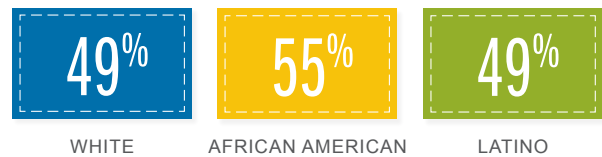
Number of Placements During Most Recent Foster Care Episode



PENNSYLVANIA 3+ Foster Care Placements



UNITED STATES 3+ Foster Care Placements



The percentage of young people in each racial and ethnic group who have experienced multiple foster care episodes and placements.

Time in Foster Care by Exit Outcome or Type

	PENNSYLVANIA	UNITED STATES
PERMANENCY	13 months	13 months
EMANCIPATION	32 months	34 months
OTHER	15 months	17 months

Placement Type

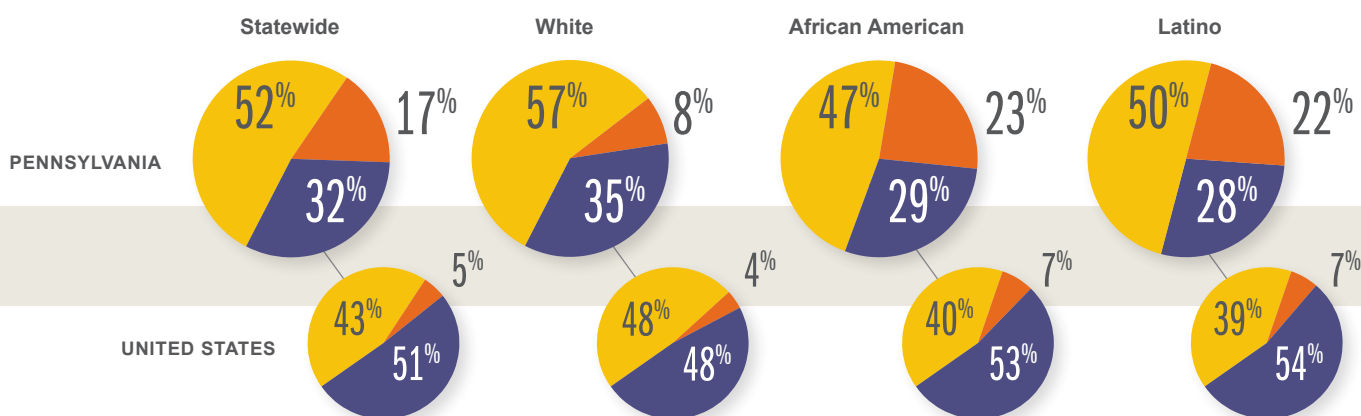
■ PENNSYLVANIA ■ UNITED STATES



Reasons for Leaving Foster Care

Lingering in foster care, experiencing unstable placement settings while in foster care and leaving foster care without a permanent, legal connection to family are important indicators of how youth in Pennsylvania are faring.

■ PERMANENCE ■ EMANCIPATION/ AGE-OUT (NON-PERMANENCY) ■ OTHER



Due to rounding some charts may not equal 100%

Percentage of Youth Who Emancipated by Race – Pennsylvania



Number of Young People in Care on Their 18th and 19th Birthdays

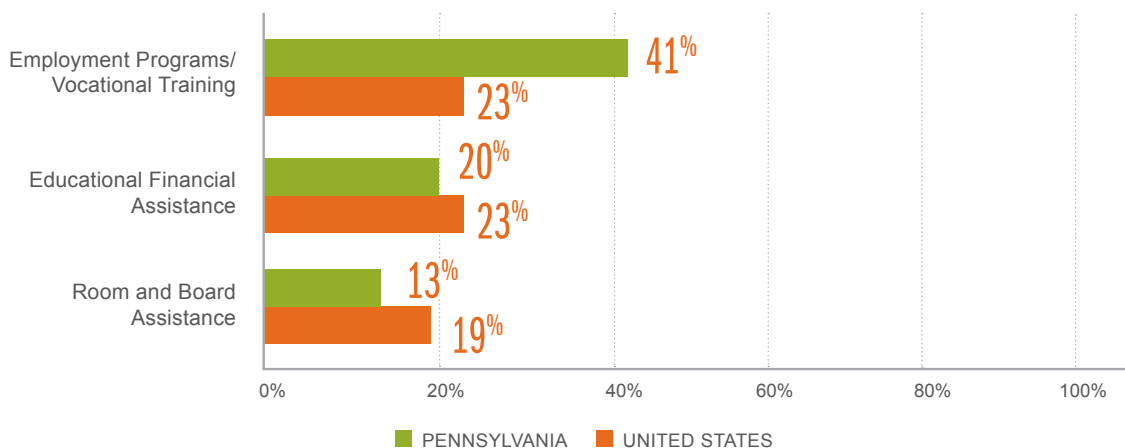
	18TH	19TH		18TH	19TH	
PENNSYLVANIA	1,216	324		UNITED STATES	24,797	6,489

Percentage Still in Care on Their 19th Birthday

	WHITE	AFRICAN AMERICAN	LATINO		WHITE	AFRICAN AMERICAN	LATINO	
PENNSYLVANIA	28%	26%	19%		UNITED STATES	17%	29%	37%

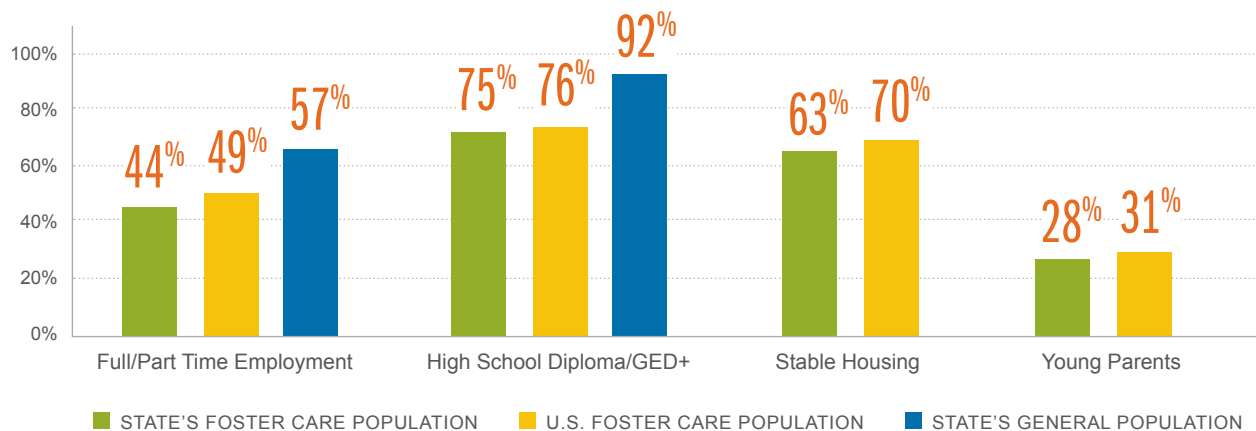
Services

Transition services, such as vocational training and housing assistance, are designed to help young people with foster care experience transition to adulthood. Participation in federally funded transition services provides a window into how well young people are being equipped for employment, education and housing.



Young Adult Outcomes by Age 21

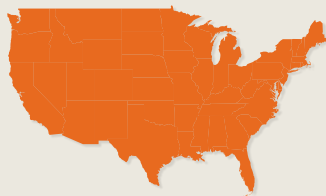
Research shows that young adults who experienced foster care have worse outcomes than their peers in the general population across a variety of spectrums — from education to employment to housing to early parenthood. Examining data on these outcomes in Pennsylvania is important as we strive to improve the practices, programs and policies that help ensure these young people have the relationships, resources and opportunities they need for well-being and success.



2018 PUERTO RICO PROFILE

TRANSITION-AGE YOUTH IN FOSTER CARE

The transition from adolescence to adulthood is a pivotal developmental stage as young people learn the skills needed to be healthy and productive adults. This process can be complicated for youth with foster care experience. Here's what we know about the experiences of these youth in Puerto Rico.



171,162 or 25%

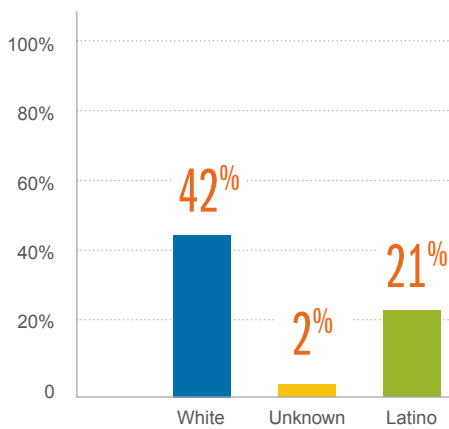
of United States' foster care population is ages 14+



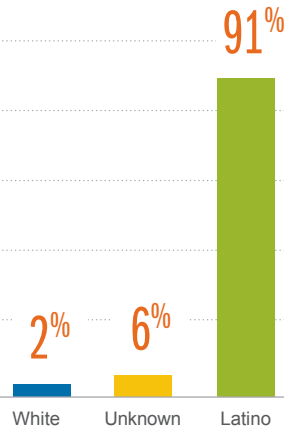
1,878 or 53%

of Puerto Rico's foster care population is ages 14+

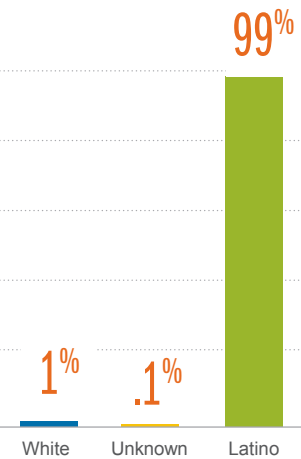
**United States
Foster Care Population**



**Puerto Rico
Foster Care Population**



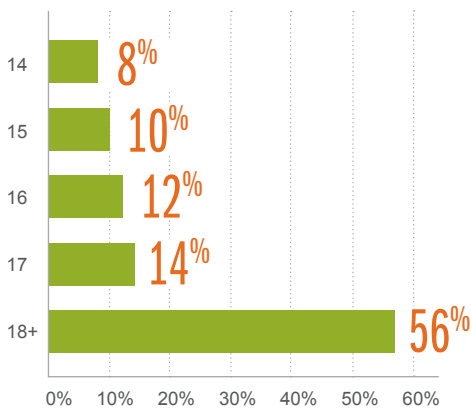
**Puerto Rico
General Population**



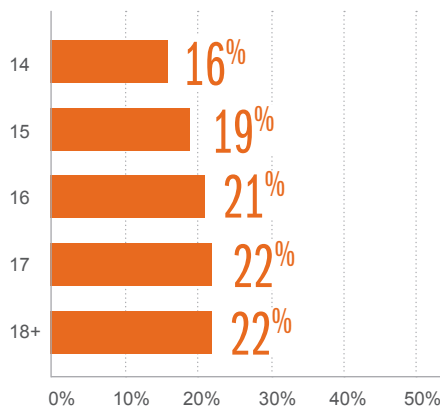
Above charts are based on the three largest racial and ethnic groups in this state for foster care. For additional data, please visit the KIDS COUNT Data Center, <http://datacenter.kidscount.org>.

Youth in Foster Care by Age

PUERTO RICO

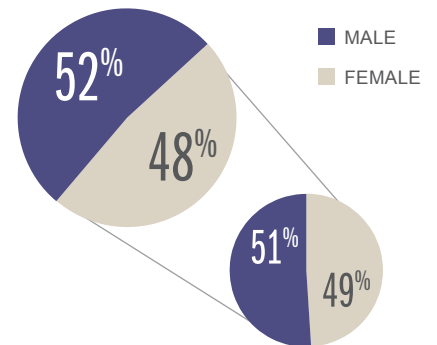


UNITED STATES



Youth in Foster Care by Sex*

PUERTO RICO

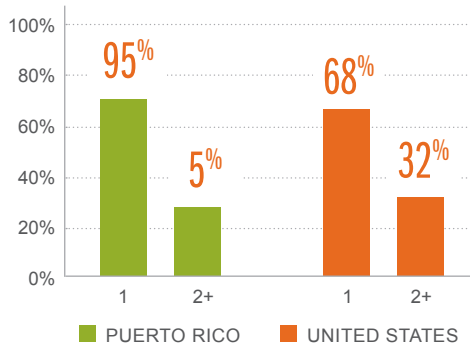


UNITED STATES

* Sex is based on gender at birth.

In addition to the trauma of abuse or neglect that resulted in being removed from their homes and placed in the foster care system, experiences while in foster care — including frequent moves — can lead to worse outcomes for youth. Looking at these indicators helps us understand how youth with foster care experience in Puerto Rico are faring and provides insight into the changes needed to improve the lives of these young people.

Episodes in the Foster Care System



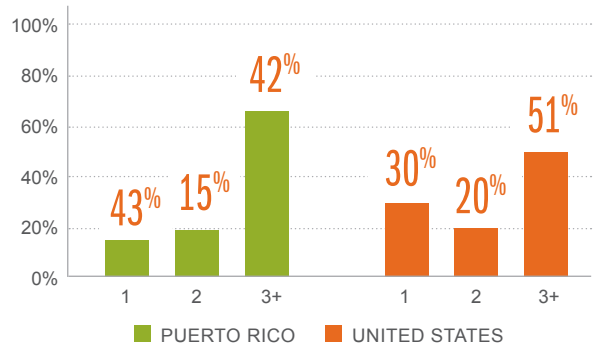
PUERTO RICO 2+ Foster Care Episodes



UNITED STATES 2+ Foster Care Episodes



Number of Placements During Most Recent Foster Care Episode



PUERTO RICO 3+ Foster Care Placements



UNITED STATES 3+ Foster Care Placements



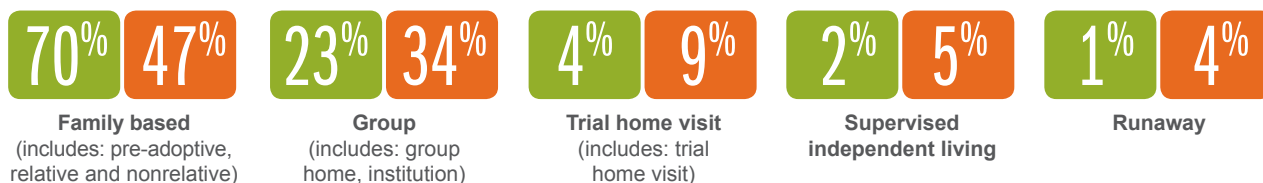
The percentage of young people in each racial and ethnic group who have experienced multiple foster care episodes and placements.

Time in Foster Care by Exit Outcome or Type

	PUERTO RICO	UNITED STATES
PERMANENCY	12 months	13 months
EMANCIPATION	150 months	34 months
OTHER	N.A.	17 months

Placement Type

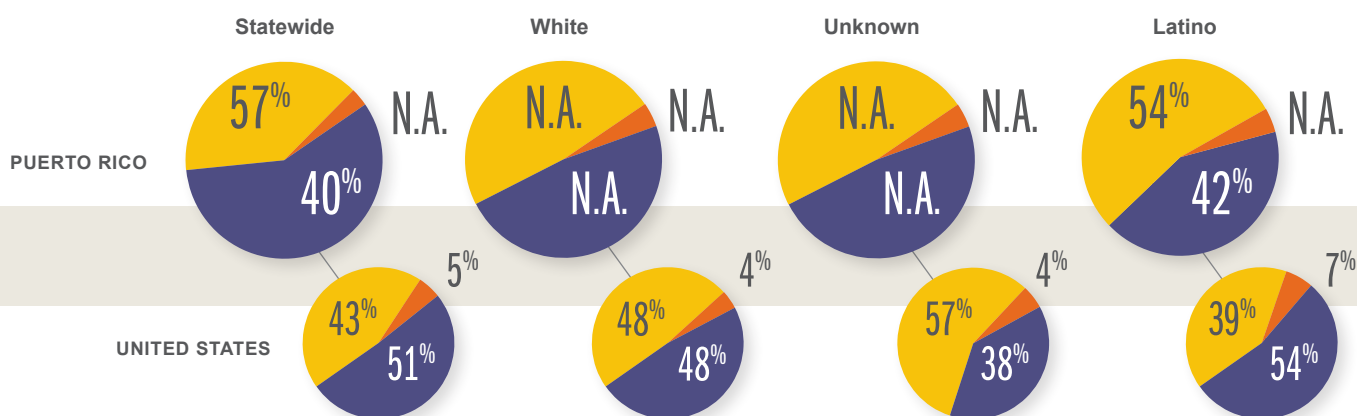
■ PUERTO RICO ■ UNITED STATES



Reasons for Leaving Foster Care

Lingering in foster care, experiencing unstable placement settings while in foster care and leaving foster care without a permanent, legal connection to family are important indicators of how youth in Puerto Rico are faring.

■ PERMANENCE ■ EMANCIPATION/ AGE-OUT (NON-PERMANENCY) ■ OTHER



Due to rounding some charts may not equal 100%


Percentage of Youth Who Emancipated by Race – Puerto Rico



Number of Young People in Care on Their 18th and 19th Birthdays

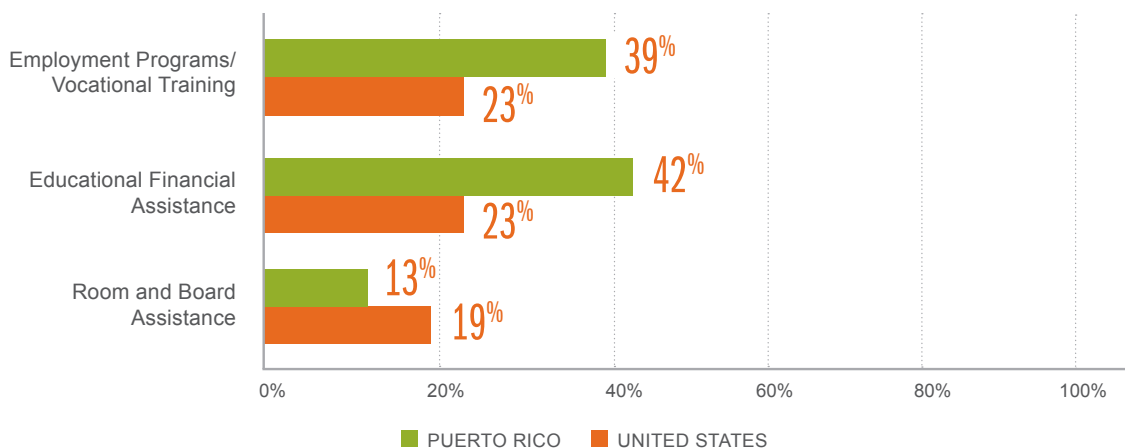
	18TH	19TH		18TH	19TH
PUERTO RICO	271	252		24,797	6,489
UNITED STATES					

Percentage Still in Care on Their 19th Birthday

	WHITE	UNKNOWN	LATINO		WHITE	UNKNOWN	LATINO
PUERTO RICO	N.A.	100%	93%		17%	29%	37%
UNITED STATES							

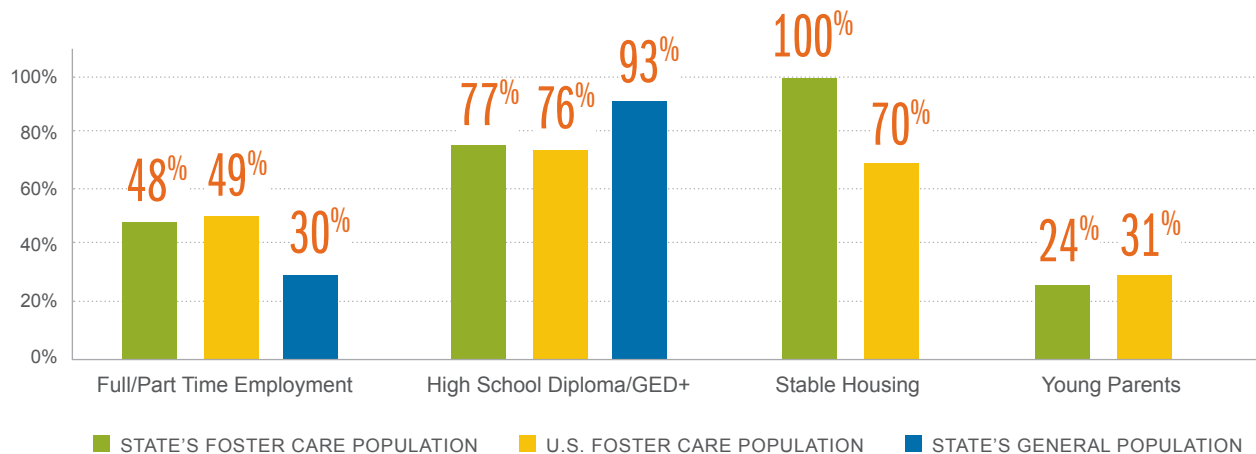
Services

Transition services, such as vocational training and housing assistance, are designed to help young people with foster care experience transition to adulthood. Participation in federally funded transition services provides a window into how well young people are being equipped for employment, education and housing.



Young Adult Outcomes by Age 21

Research shows that young adults who experienced foster care have worse outcomes than their peers in the general population across a variety of spectrums — from education to employment to housing to early parenthood. Examining data on these outcomes in Puerto Rico is important as we strive to improve the practices, programs and policies that help ensure these young people have the relationships, resources and opportunities they need for well-being and success.

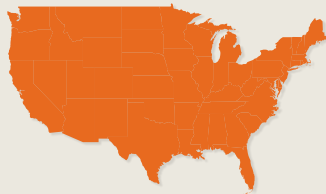




2018 RHODE ISLAND PROFILE

TRANSITION-AGE YOUTH IN FOSTER CARE

The transition from adolescence to adulthood is a pivotal developmental stage as young people learn the skills needed to be healthy and productive adults. This process can be complicated for youth with foster care experience. Here's what we know about the experiences of these youth in Rhode Island.



171,162 or 25%

of United States' foster care population is ages 14+



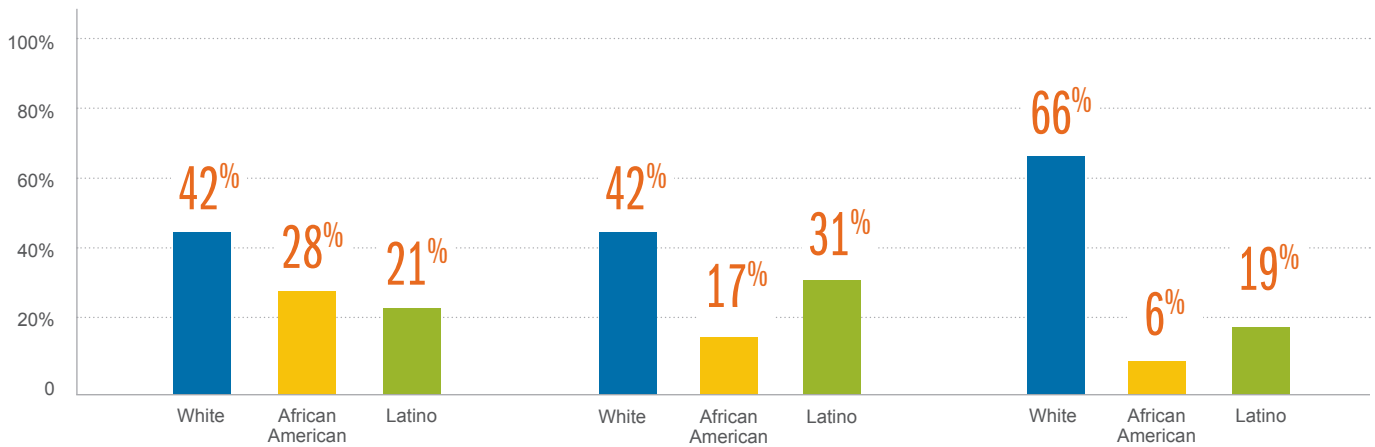
944 or 33%

of Rhode Island's foster care population is ages 14+

United States Foster Care Population

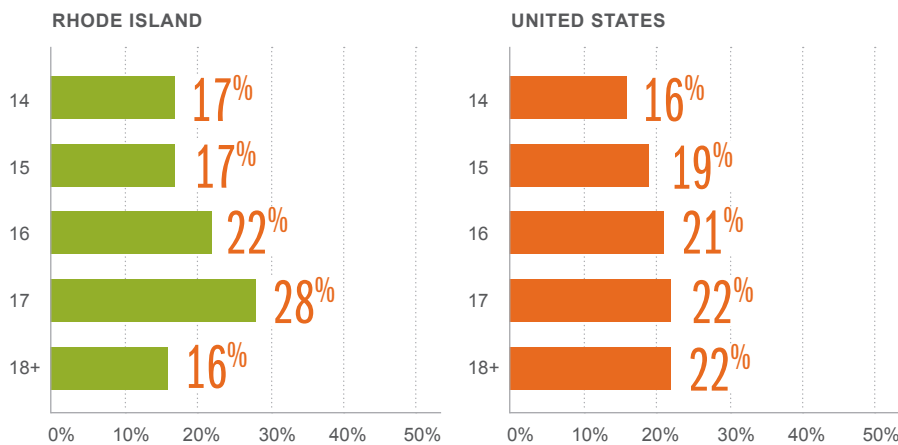
Rhode Island Foster Care Population

Rhode Island General Population

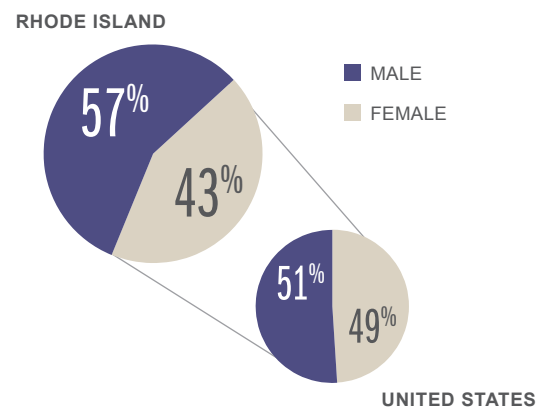


Above charts are based on the three largest racial and ethnic groups in this state for foster care. For additional data, please visit the KIDS COUNT Data Center, <http://datacenter.kidscount.org>.

Youth in Foster Care by Age



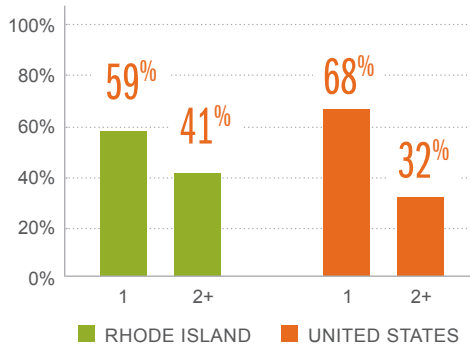
Youth in Foster Care by Sex*



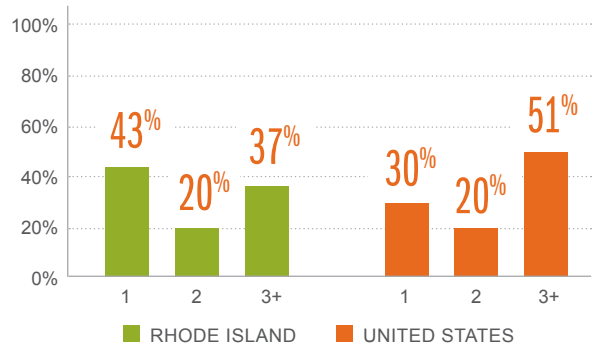
* Sex is based on gender at birth.

In addition to the trauma of abuse or neglect that resulted in being removed from their homes and placed in the foster care system, experiences while in foster care — including frequent moves — can lead to worse outcomes for youth. Looking at these indicators helps us understand how youth with foster care experience in Rhode Island are faring and provides insight into the changes needed to improve the lives of these young people.

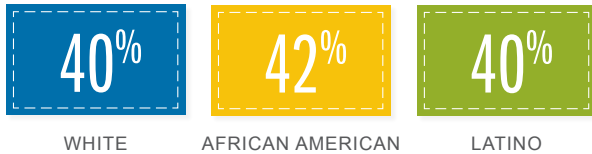
Episodes in the Foster Care System



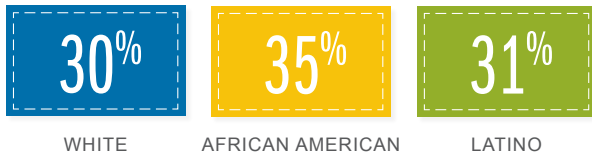
Number of Placements During Most Recent Foster Care Episode



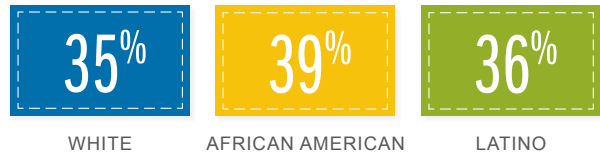
RHODE ISLAND 2+ Foster Care Episodes



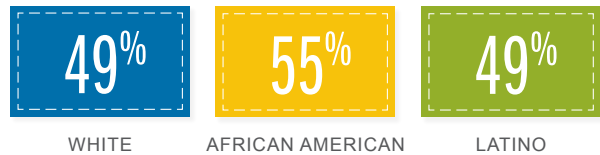
UNITED STATES 2+ Foster Care Episodes



RHODE ISLAND 3+ Foster Care Placements



UNITED STATES 3+ Foster Care Placements



The percentage of young people in each racial and ethnic group who have experienced multiple foster care episodes and placements.

Time in Foster Care by Exit Outcome or Type

	RHODE ISLAND	UNITED STATES
PERMANENCY	10 months	13 months
EMANCIPATION	23 months	34 months
OTHER	13 months	17 months

Placement Type

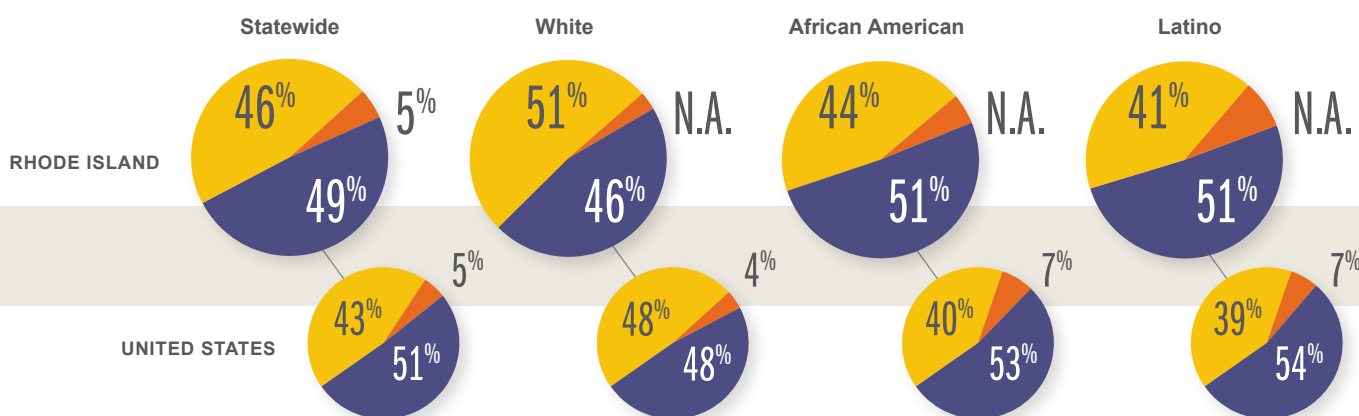
■ PENNSYLVANIA ■ UNITED STATES



Reasons for Leaving Foster Care

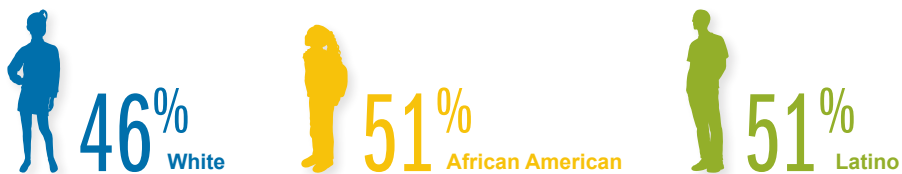
Lingering in foster care, experiencing unstable placement settings while in foster care and leaving foster care without a permanent, legal connection to family are important indicators of how youth in Rhode Island are faring.

■ PERMANENCE ■ EMANCIPATION/ AGE-OUT (NON-PERMANENCY) ■ OTHER



Due to rounding some charts may not equal 100%

Percentage of Youth Who Emancipated by Race – Rhode Island



Number of Young People in Care on Their 18th and 19th Birthdays

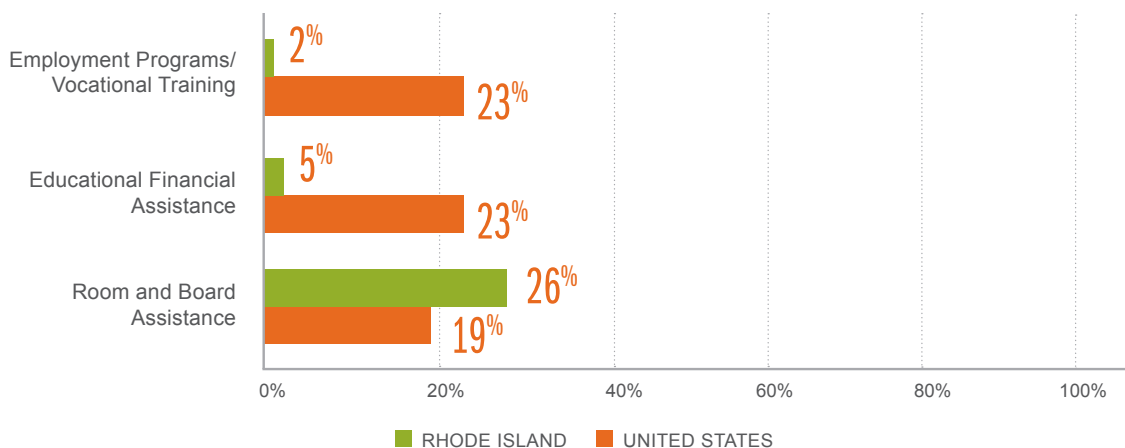
	18TH	19TH		18TH	19TH	
RHODE ISLAND	150	N.A.		UNITED STATES	24,797	6,489

Percentage Still in Care on Their 19th Birthday

	WHITE	AFRICAN AMERICAN	LATINO		WHITE	AFRICAN AMERICAN	LATINO	
RHODE ISLAND	N.A.	N.A.	N.A.		UNITED STATES	17%	29%	37%

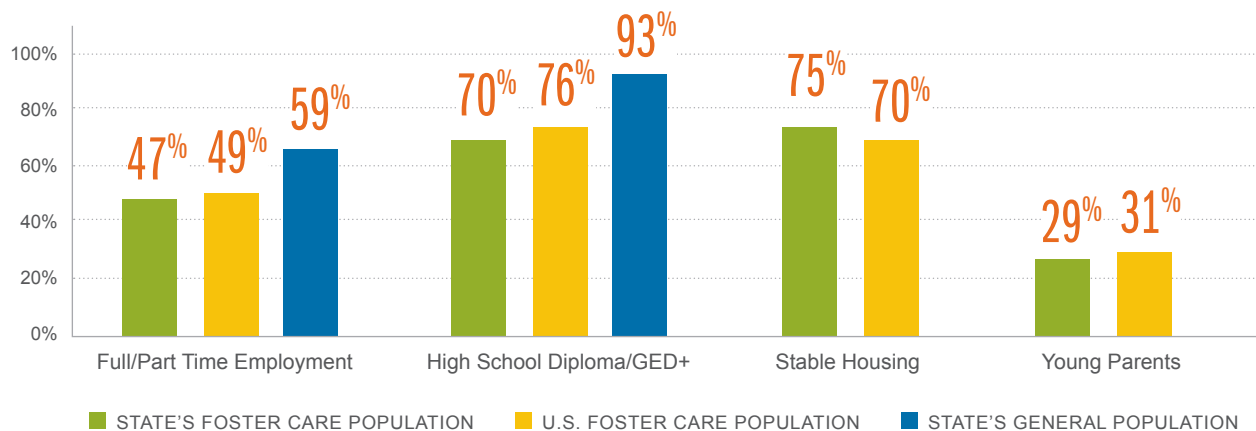
Services

Transition services, such as vocational training and housing assistance, are designed to help young people with foster care experience transition to adulthood. Participation in federally funded transition services provides a window into how well young people are being equipped for employment, education and housing.



Young Adult Outcomes by Age 21

Research shows that young adults who experienced foster care have worse outcomes than their peers in the general population across a variety of spectrums — from education to employment to housing to early parenthood. Examining data on these outcomes in Rhode Island is important as we strive to improve the practices, programs and policies that help ensure these young people have the relationships, resources and opportunities they need for well-being and success.

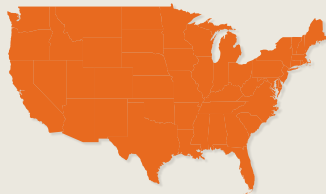




2018 SOUTH CAROLINA PROFILE

TRANSITION-AGE YOUTH IN FOSTER CARE

The transition from adolescence to adulthood is a pivotal developmental stage as young people learn the skills needed to be healthy and productive adults. This process can be complicated for youth with foster care experience. Here's what we know about the experiences of these youth in South Carolina.



171,162 or 25%

of United States' foster care population is ages 14+



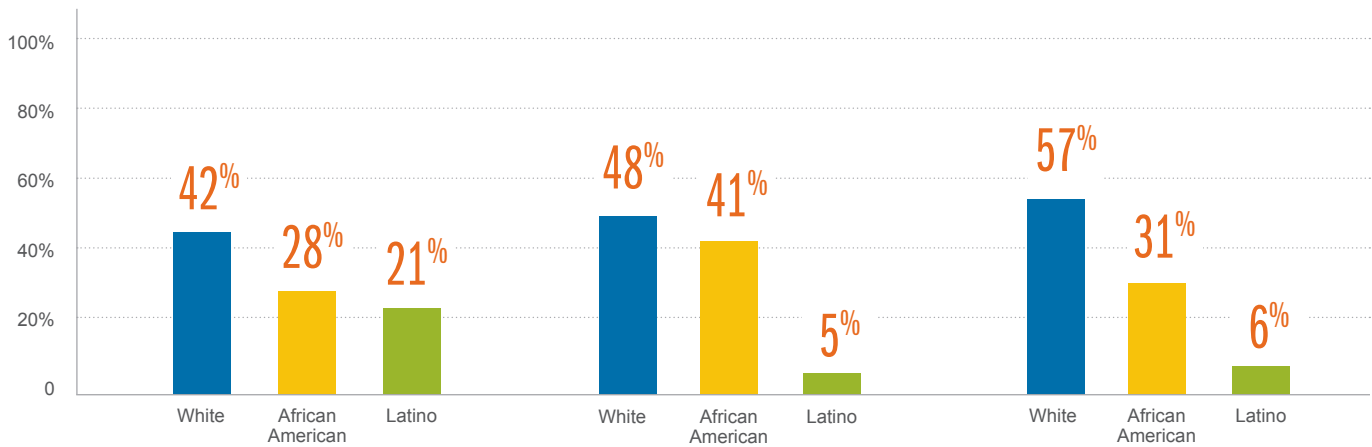
1,796 or 24%

of South Carolina's foster care population is ages 14+

United States Foster Care Population

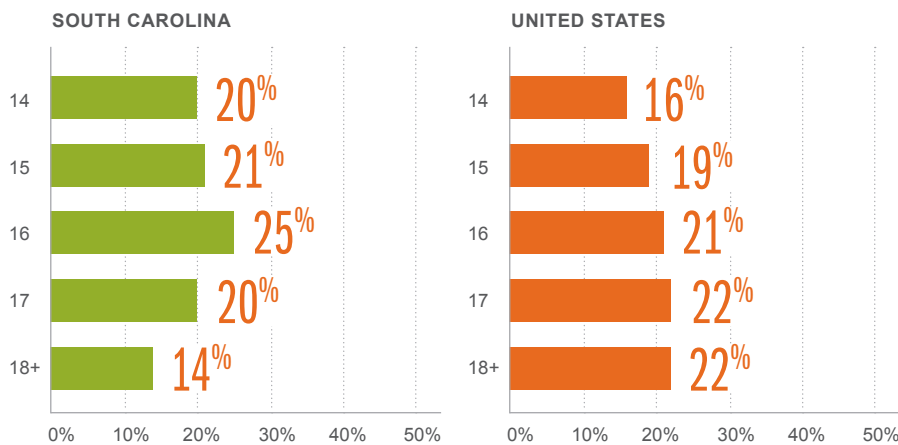
South Carolina Foster Care Population

South Carolina General Population

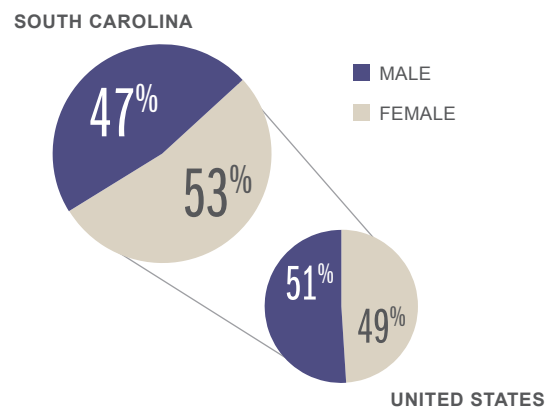


Above charts are based on the three largest racial and ethnic groups in this state for foster care. For additional data, please visit the KIDS COUNT Data Center, <http://datacenter.kidscount.org>.

Youth in Foster Care by Age



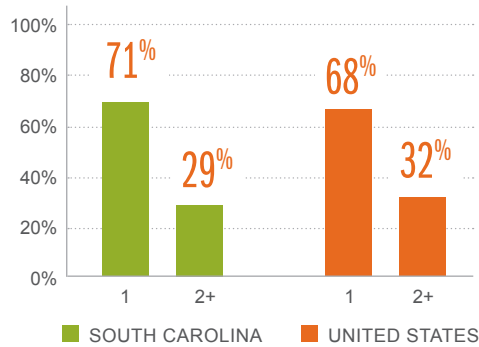
Youth in Foster Care by Sex*



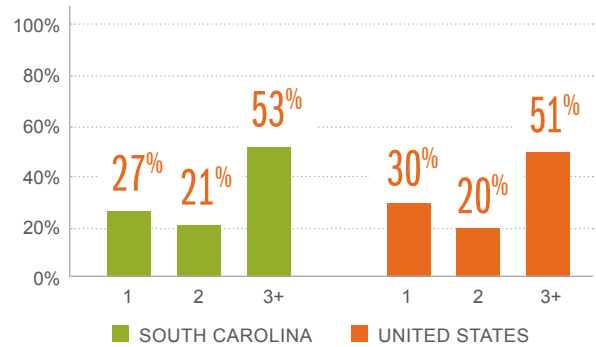
* Sex is based on gender at birth.

In addition to the trauma of abuse or neglect that resulted in being removed from their homes and placed in the foster care system, experiences while in foster care — including frequent moves — can lead to worse outcomes for youth. Looking at these indicators helps us understand how youth with foster care experience in South Carolina are faring and provides insight into the changes needed to improve the lives of these young people.

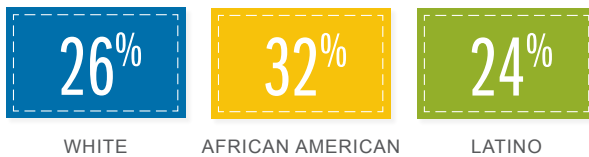
Episodes in the Foster Care System



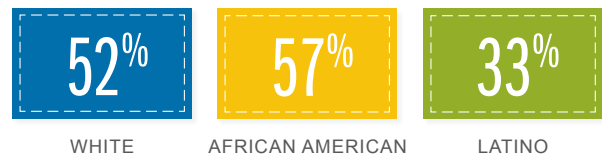
Number of Placements During Most Recent Foster Care Episode



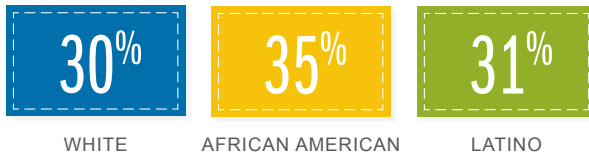
SOUTH CAROLINA 2+ Foster Care Episodes



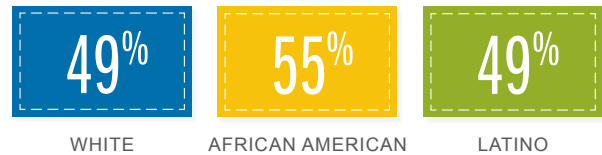
SOUTH CAROLINA 3+ Foster Care Placements



UNITED STATES 2+ Foster Care Episodes



UNITED STATES 3+ Foster Care Placements



The percentage of young people in each racial and ethnic group who have experienced multiple foster care episodes and placements.

Time in Foster Care by Exit Outcome or Type

	SOUTH CAROLINA	UNITED STATES
PERMANENCY	8 months	13 months
EMANCIPATION	29 months	34 months
OTHER	N.A.	17 months

Placement Type

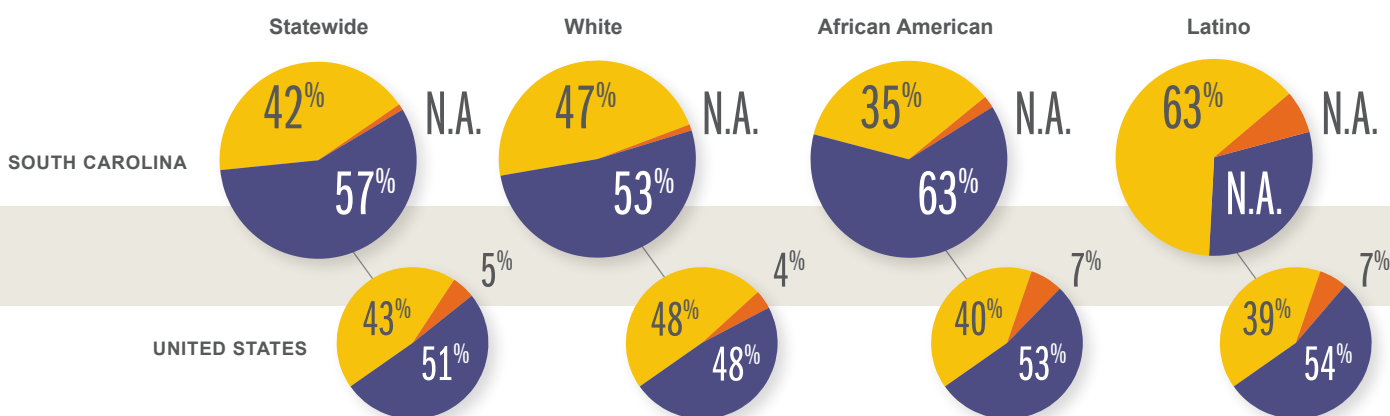
■ SOUTH CAROLINA ■ UNITED STATES



Reasons for Leaving Foster Care

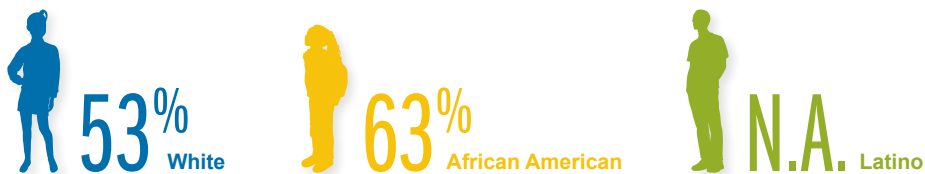
Lingering in foster care, experiencing unstable placement settings while in foster care and leaving foster care without a permanent, legal connection to family are important indicators of how youth in South Carolina are faring.

■ PERMANENCE ■ EMANCIPATION/ AGE-OUT (NON-PERMANENCY) ■ OTHER



Due to rounding some charts may not equal 100%

Percentage of Youth Who Emancipated by Race – South Carolina



Number of Young People in Care on Their 18th and 19th Birthdays

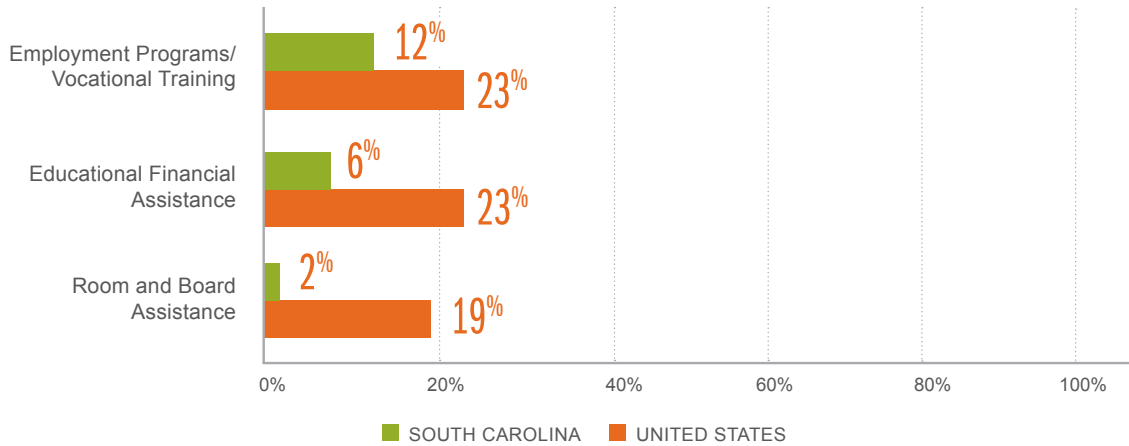
	18TH	19TH		18TH	19TH
SOUTH CAROLINA	200	N.A.		24,797	6,489
UNITED STATES					

Percentage Still in Care on Their 19th Birthday

	WHITE	AFRICAN AMERICAN	LATINO		WHITE	AFRICAN AMERICAN	LATINO
SOUTH CAROLINA	N.A.	N.A.	N.A.		17%	29%	37%
UNITED STATES							

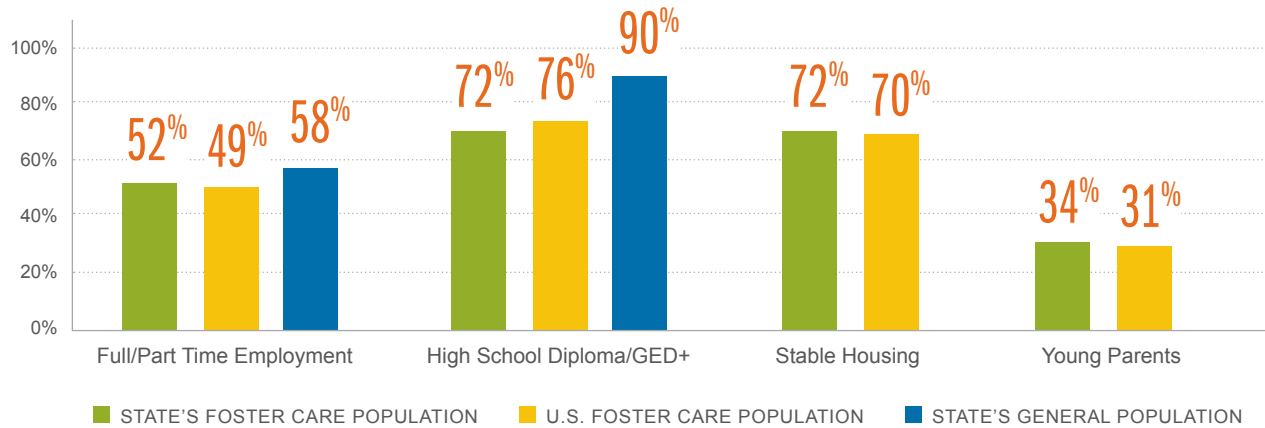
Services

Transition services, such as vocational training and housing assistance, are designed to help young people with foster care experience transition to adulthood. Participation in federally funded transition services provides a window into how well young people are being equipped for employment, education and housing.



Young Adult Outcomes by Age 21

Research shows that young adults who experienced foster care have worse outcomes than their peers in the general population across a variety of spectrums — from education to employment to housing to early parenthood. Examining data on these outcomes in South Carolina is important as we strive to improve the practices, programs and policies that help ensure these young people have the relationships, resources and opportunities they need for well-being and success.

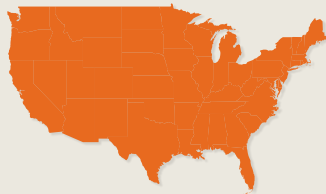




2018 SOUTH DAKOTA PROFILE

TRANSITION-AGE YOUTH IN FOSTER CARE

The transition from adolescence to adulthood is a pivotal developmental stage as young people learn the skills needed to be healthy and productive adults. This process can be complicated for youth with foster care experience. Here's what we know about the experiences of these youth in South Dakota.



171,162 or 25%

of United States' foster care population is ages 14+



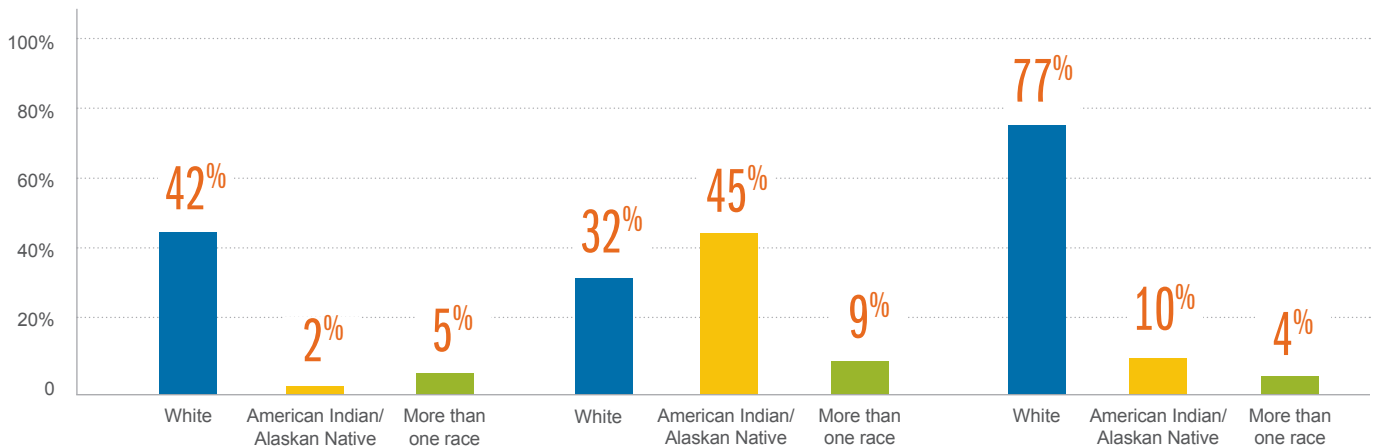
436 or 18%

of South Dakota's foster care population is ages 14+

United States Foster Care Population

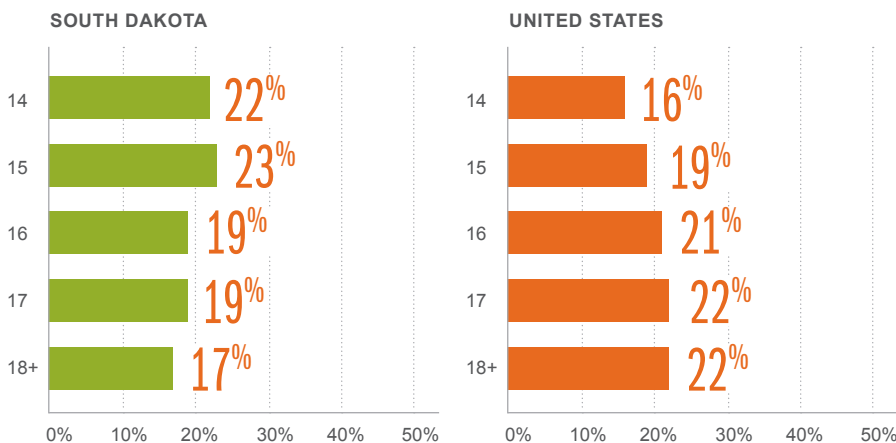
South Dakota Foster Care Population

South Dakota General Population

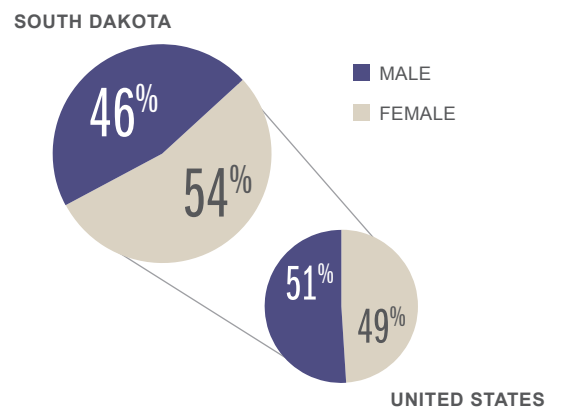


Above charts are based on the three largest racial and ethnic groups in this state for foster care. For additional data, please visit the KIDS COUNT Data Center, <http://datacenter.kidscount.org>.

Youth in Foster Care by Age



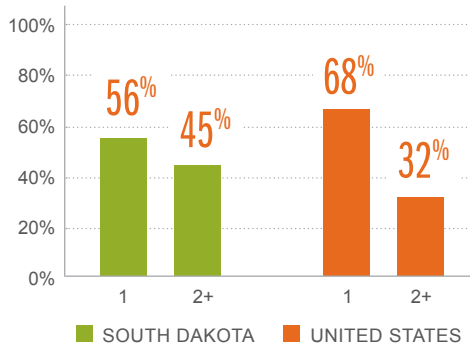
Youth in Foster Care by Sex*



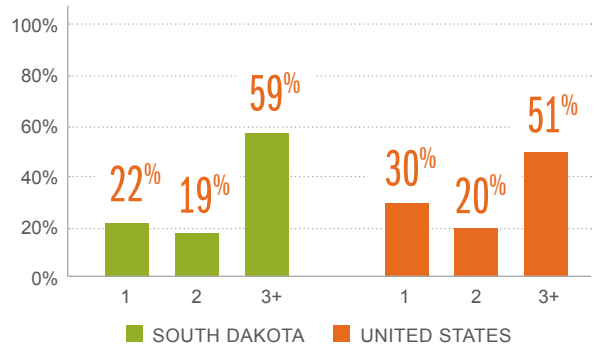
* Sex is based on gender at birth.

In addition to the trauma of abuse or neglect that resulted in being removed from their homes and placed in the foster care system, experiences while in foster care — including frequent moves — can lead to worse outcomes for youth. Looking at these indicators helps us understand how youth with foster care experience in South Dakota are faring and provides insight into the changes needed to improve the lives of these young people.

Episodes in the Foster Care System



Number of Placements During Most Recent Foster Care Episode



SOUTH DAKOTA 2+ Foster Care Episodes



SOUTH DAKOTA 3+ Foster Care Placements



UNITED STATES 2+ Foster Care Episodes



UNITED STATES 3+ Foster Care Placements



The percentage of young people in each racial and ethnic group who have experienced multiple foster care episodes and placements.

Time in Foster Care by Exit Outcome or Type

	SOUTH DAKOTA	UNITED STATES
PERMANENCY	8 months	13 months
EMANCIPATION	69 months	34 months
OTHER	N.A.	17 months

Placement Type

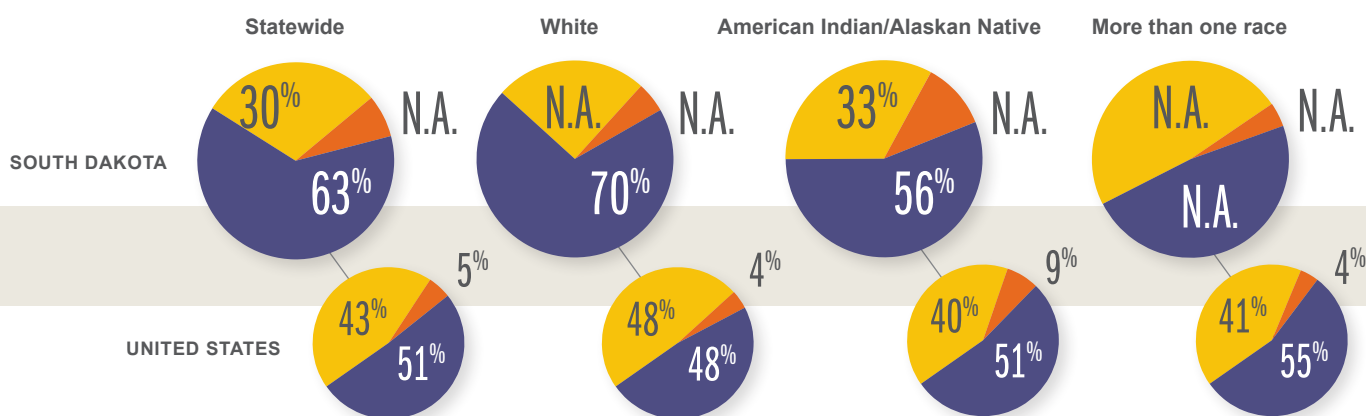
■ SOUTH DAKOTA ■ UNITED STATES



Reasons for Leaving Foster Care

Lingering in foster care, experiencing unstable placement settings while in foster care and leaving foster care without a permanent, legal connection to family are important indicators of how youth in South Dakota are faring.

■ PERMANENCE ■ EMANCIPATION/ AGE-OUT (NON-PERMANENCY) ■ OTHER



Due to rounding some charts may not equal 100%

Percentage of Youth Who Emancipated by Race – South Dakota



Number of Young People in Care on Their 18th and 19th Birthdays

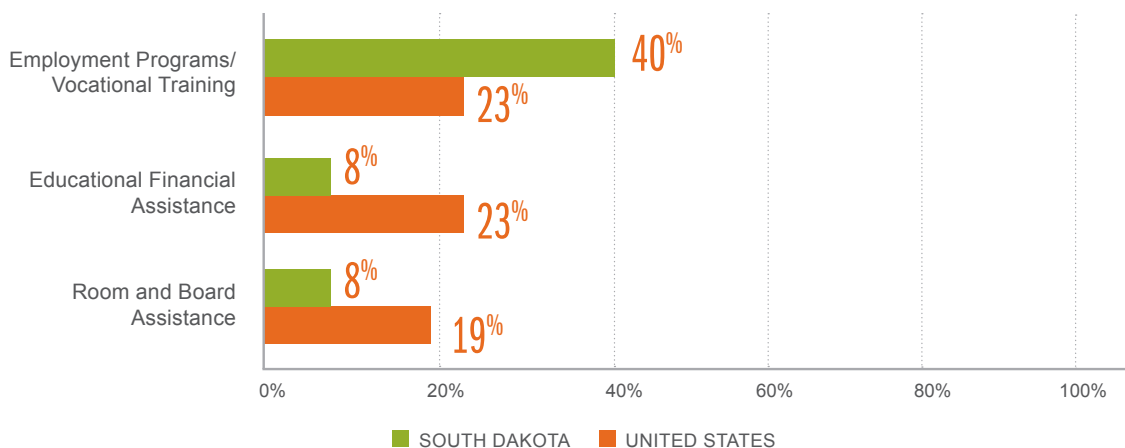
	18TH	19TH		18TH	19TH
SOUTH DAKOTA	56	N.A.		24,797	6,489
UNITED STATES					

Percentage Still in Care on Their 19th Birthday

	WHITE	AMERICAN INDIAN/ALASKAN NATIVE	MORE THAN ONE RACE		WHITE	AMERICAN INDIAN/ALASKAN NATIVE	MORE THAN ONE RACE
SOUTH DAKOTA	N.A.	N.A.	N.A.		17%	15%	24%
UNITED STATES							

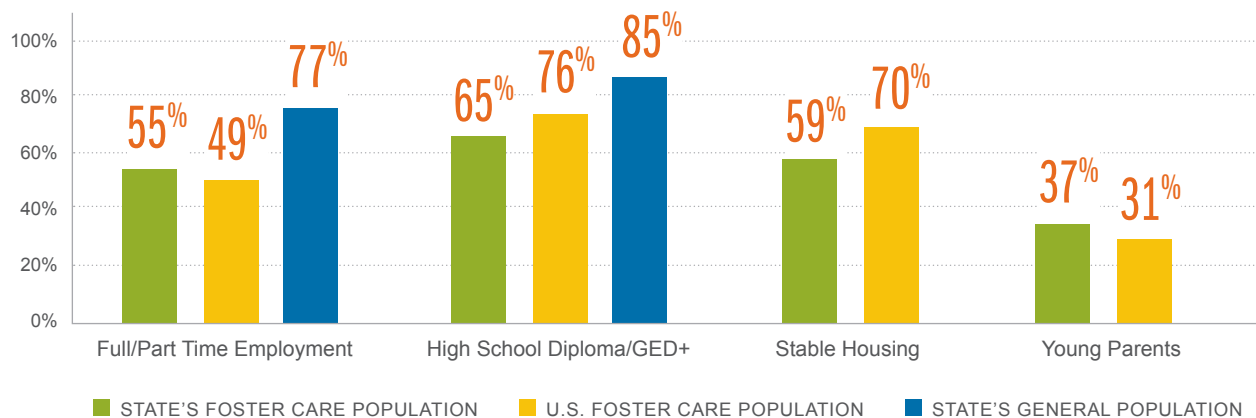
Services

Transition services, such as vocational training and housing assistance, are designed to help young people with foster care experience transition to adulthood. Participation in federally funded transition services provides a window into how well young people are being equipped for employment, education and housing.



Young Adult Outcomes by Age 21

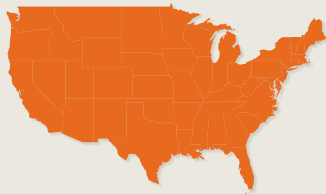
Research shows that young adults who experienced foster care have worse outcomes than their peers in the general population across a variety of spectrums — from education to employment to housing to early parenthood. Examining data on these outcomes in South Dakota is important as we strive to improve the practices, programs and policies that help ensure these young people have the relationships, resources and opportunities they need for well-being and success.



2018 TENNESSEE PROFILE

TRANSITION-AGE YOUTH IN FOSTER CARE

The transition from adolescence to adulthood is a pivotal developmental stage as young people learn the skills needed to be healthy and productive adults. This process can be complicated for youth with foster care experience. Here's what we know about the experiences of these youth in Tennessee.



171,162 or 25%

of United States' foster care population is ages 14+



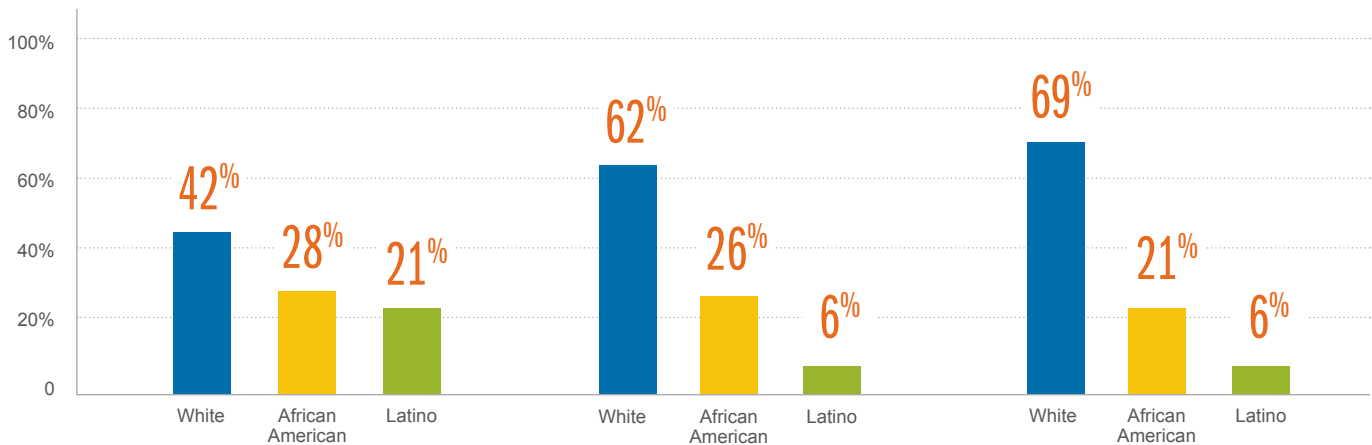
5,745 or 41%

of Tennessee's foster care population is ages 14+

United States Foster Care Population

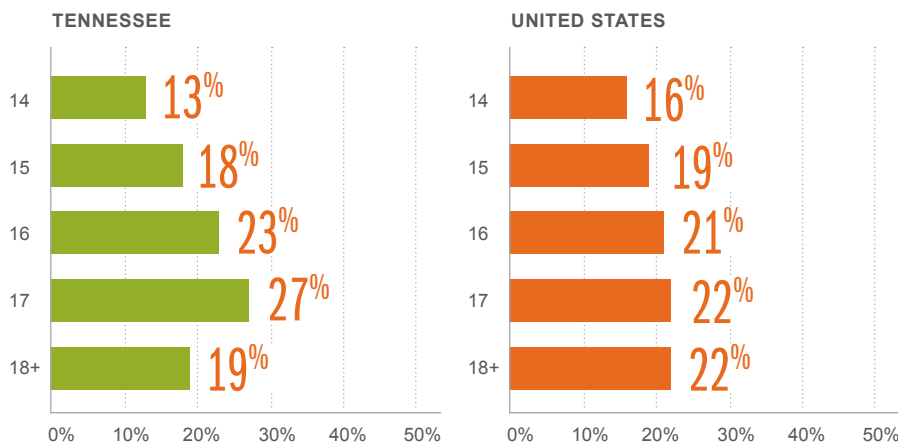
Tennessee Foster Care Population

Tennessee General Population

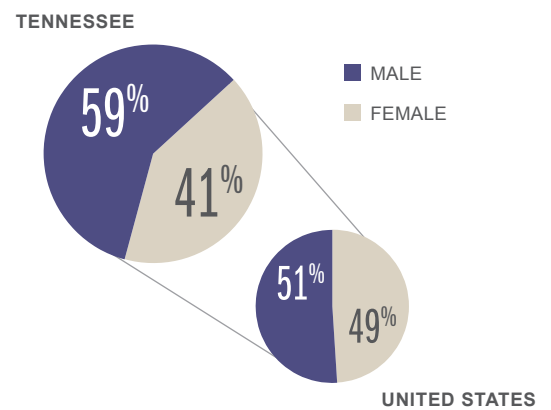


Above charts are based on the three largest racial and ethnic groups in this state for foster care. For additional data, please visit the KIDS COUNT Data Center, <http://datacenter.kidscount.org>.

Youth in Foster Care by Age



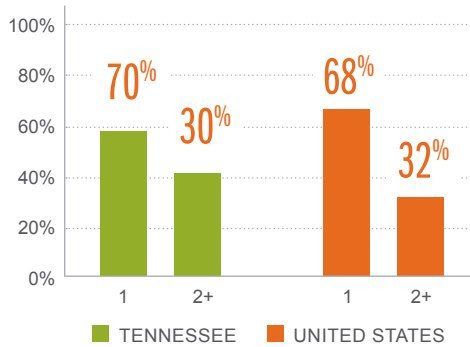
Youth in Foster Care by Sex*



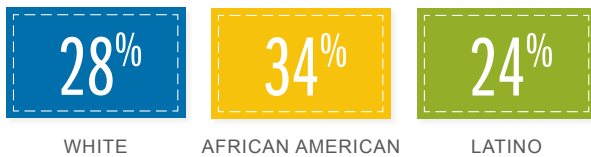
* Sex is based on gender at birth.

In addition to the trauma of abuse or neglect that resulted in being removed from their homes and placed in the foster care system, experiences while in foster care — including frequent moves — can lead to worse outcomes for youth. Looking at these indicators helps us understand how youth with foster care experience in Tennessee are faring and provides insight into the changes needed to improve the lives of these young people.

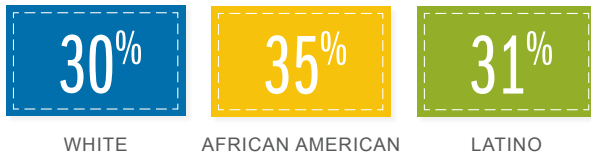
Episodes in the Foster Care System



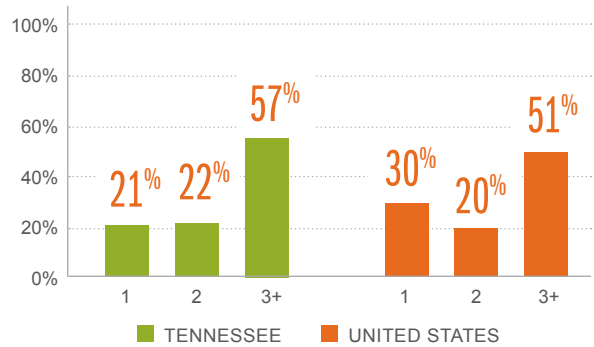
TENNESSEE 2+ Foster Care Episodes



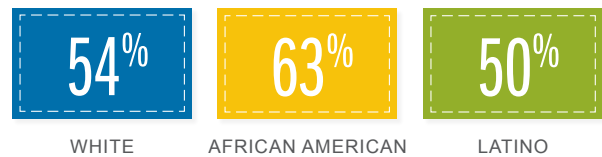
UNITED STATES 2+ Foster Care Episodes



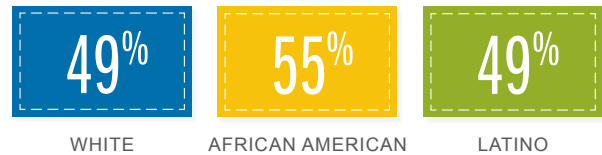
Number of Placements During Most Recent Foster Care Episode



TENNESSEE 3+ Foster Care Placements



UNITED STATES 3+ Foster Care Placements



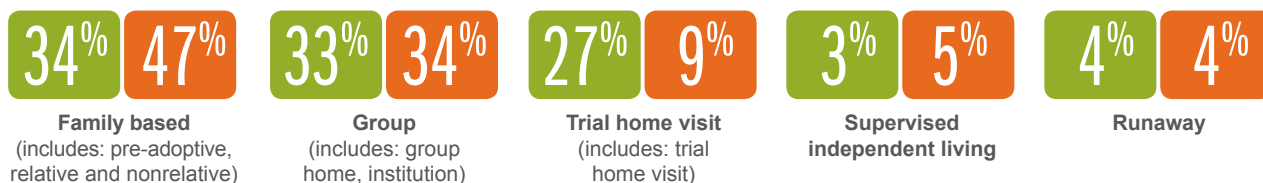
The percentage of young people in each racial and ethnic group who have experienced multiple foster care episodes and placements.

Time in Foster Care by Exit Outcome or Type

	TENNESSEE	UNITED STATES
PERMANENCY	10 months	13 months
EMANCIPATION	18 months	34 months
OTHER	17 months	17 months

Placement Type

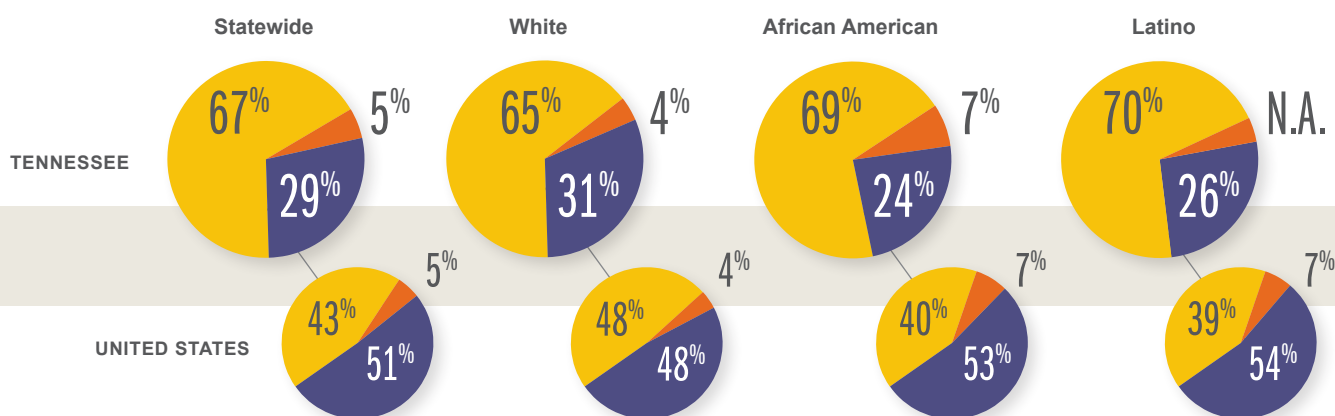
■ TENNESSEE ■ UNITED STATES



Reasons for Leaving Foster Care

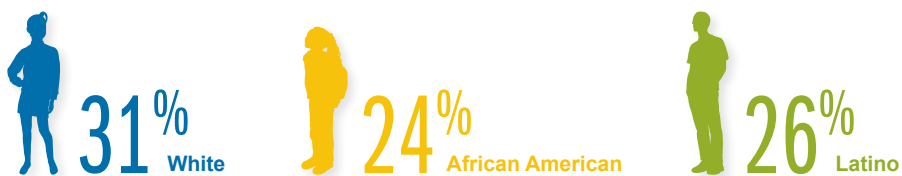
Lingering in foster care, experiencing unstable placement settings while in foster care and leaving foster care without a permanent, legal connection to family are important indicators of how youth in Tennessee are faring.

■ PERMANENCE ■ EMANCIPATION/ AGE-OUT (NON-PERMANENCY) ■ OTHER



Due to rounding some charts may not equal 100%

Percentage of Youth Who Emancipated by Race – Tennessee



Number of Young People in Care on Their 18th and 19th Birthdays

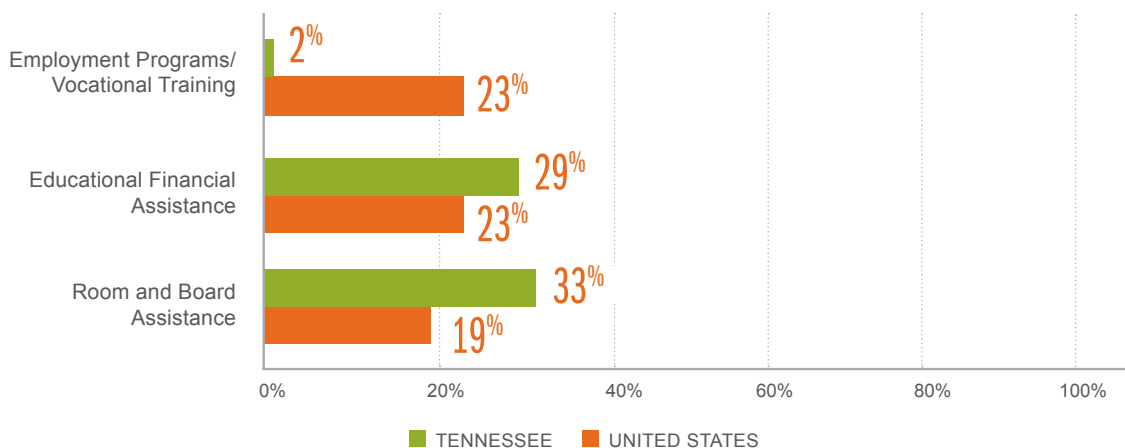
	18TH	19TH		18TH	19TH	
TENNESSEE	845	34		UNITED STATES	24,797	6,489

Percentage Still in Care on Their 19th Birthday

	WHITE	AFRICAN AMERICAN	LATINO		WHITE	AFRICAN AMERICAN	LATINO	
TENNESSEE	3%	N.A.	N.A.		UNITED STATES	17%	29%	37%

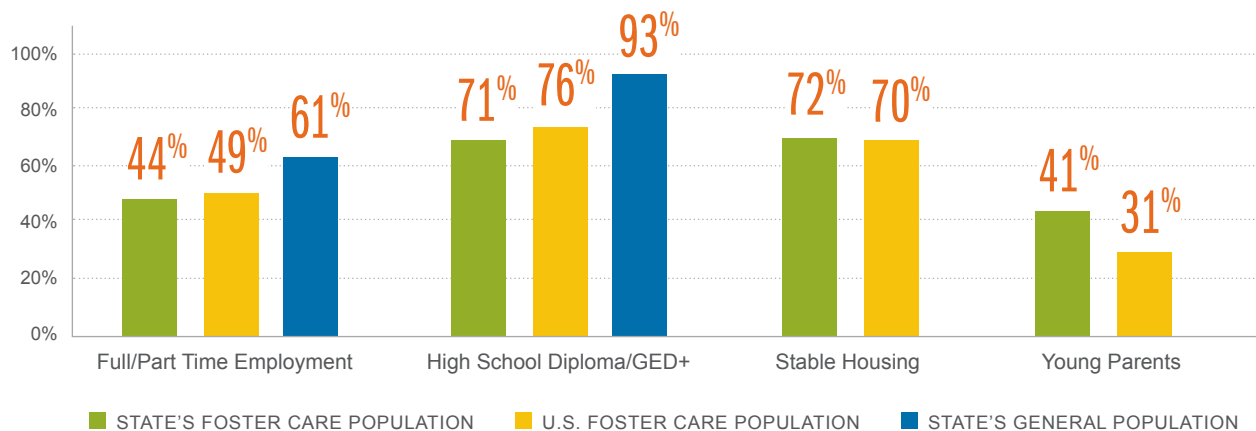
Services

Transition services, such as vocational training and housing assistance, are designed to help young people with foster care experience transition to adulthood. Participation in federally funded transition services provides a window into how well young people are being equipped for employment, education and housing.



Young Adult Outcomes by Age 21

Research shows that young adults who experienced foster care have worse outcomes than their peers in the general population across a variety of spectrums — from education to employment to housing to early parenthood. Examining data on these outcomes in Tennessee is important as we strive to improve the practices, programs and policies that help ensure these young people have the relationships, resources and opportunities they need for well-being and success.

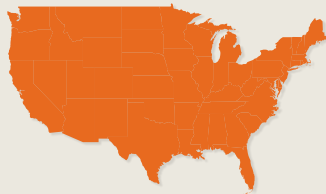




2018 TEXAS PROFILE

TRANSITION-AGE YOUTH IN FOSTER CARE

The transition from adolescence to adulthood is a pivotal developmental stage as young people learn the skills needed to be healthy and productive adults. This process can be complicated for youth with foster care experience. Here's what we know about the experiences of these youth in Texas.



171,162 or 25%

of United States' foster care population is ages 14+



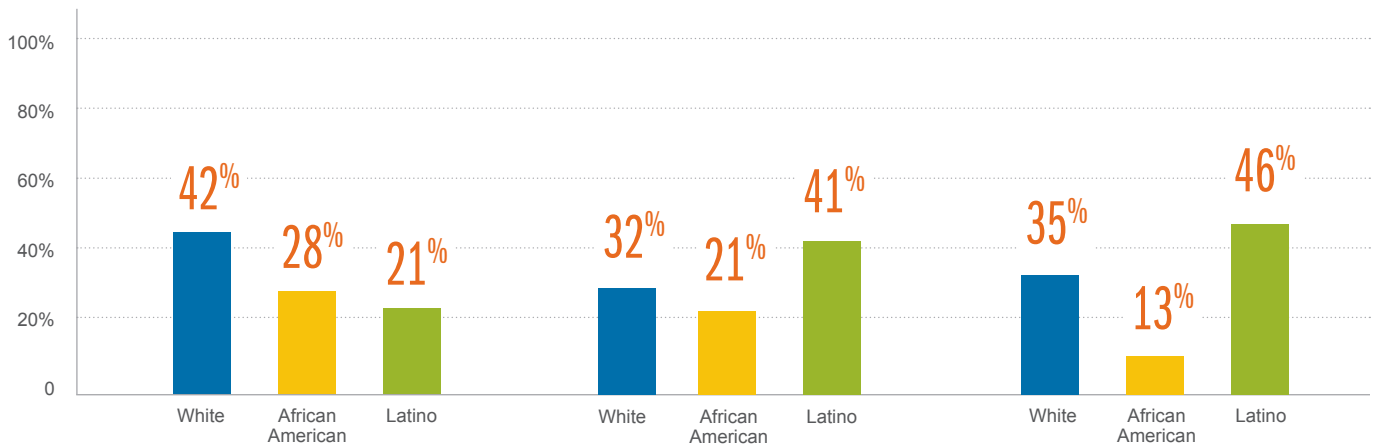
8,523 or 17%

of Texas' foster care population is ages 14+

United States Foster Care Population

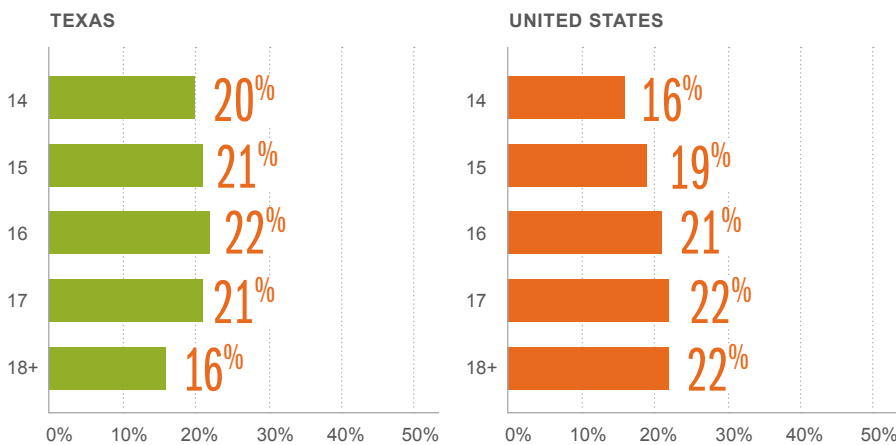
Texas Foster Care Population

Texas General Population

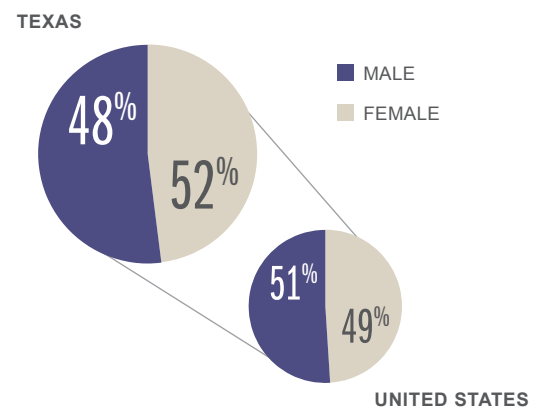


Above charts are based on the three largest racial and ethnic groups in this state for foster care. For additional data, please visit the KIDS COUNT Data Center, <http://datacenter.kidscount.org>.

Youth in Foster Care by Age



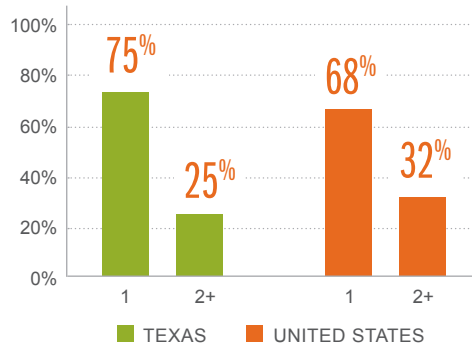
Youth in Foster Care by Sex*



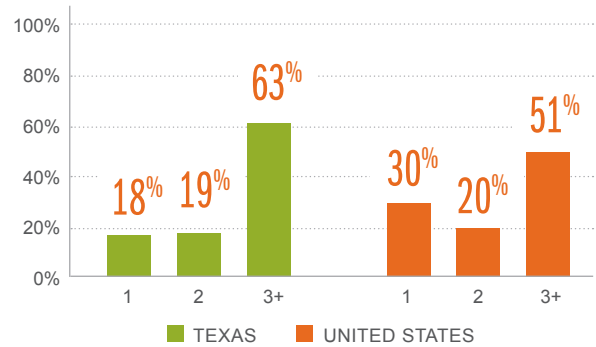
* Sex is based on gender at birth.

In addition to the trauma of abuse or neglect that resulted in being removed from their homes and placed in the foster care system, experiences while in foster care — including frequent moves — can lead to worse outcomes for youth. Looking at these indicators helps us understand how youth with foster care experience in Texas are faring and provides insight into the changes needed to improve the lives of these young people.

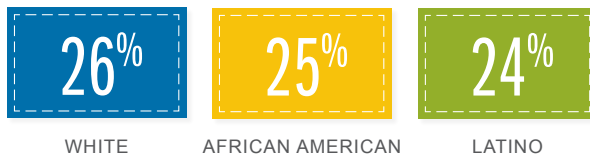
Episodes in the Foster Care System



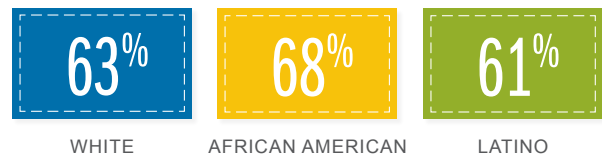
Number of Placements During Most Recent Foster Care Episode



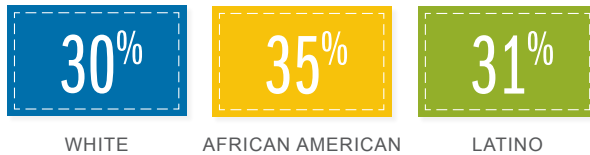
TEXAS 2+ Foster Care Episodes



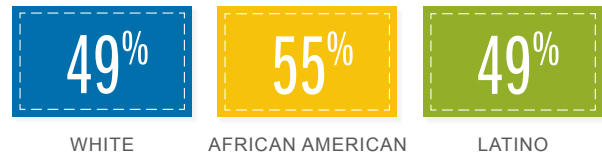
TEXAS 3+ Foster Care Placements



UNITED STATES 2+ Foster Care Episodes



UNITED STATES 3+ Foster Care Placements



The percentage of young people in each racial and ethnic group who have experienced multiple foster care episodes and placements.

Time in Foster Care by Exit Outcome or Type

	TEXAS	UNITED STATES
PERMANENCY	17 months	13 months
EMANCIPATION	48 months	34 months
OTHER	11 months	17 months

Placement Type

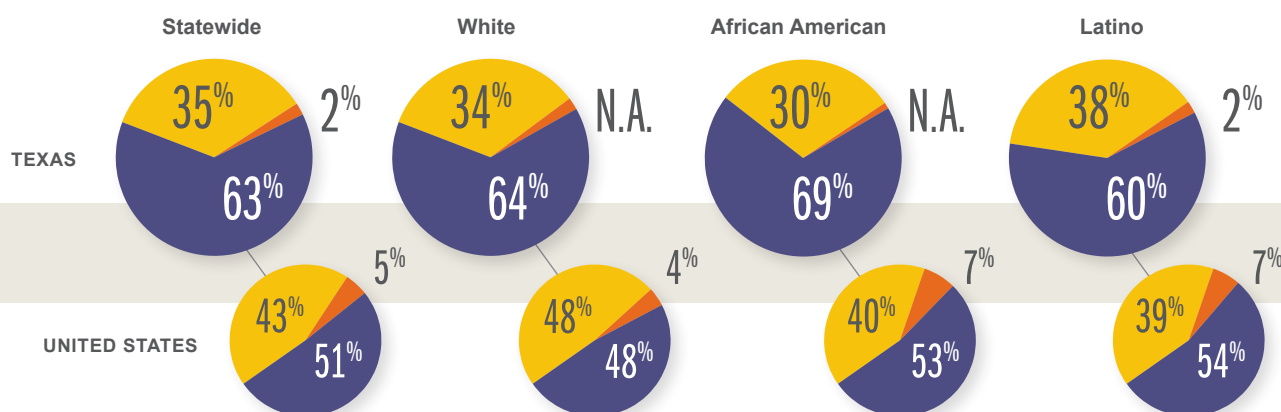
■ TEXAS ■ UNITED STATES



Reasons for Leaving Foster Care

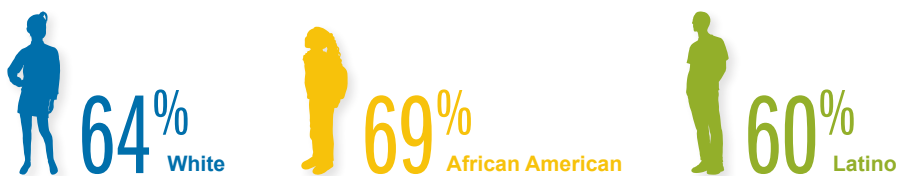
Lingering in foster care, experiencing unstable placement settings while in foster care and leaving foster care without a permanent, legal connection to family are important indicators of how youth in Texas are faring.

■ PERMANENCE ■ EMANCIPATION/ AGE-OUT (NON-PERMANENCY) ■ OTHER



Due to rounding some charts may not equal 100%

Percentage of Youth Who Emancipated by Race – Texas



Number of Young People in Care on Their 18th and 19th Birthdays

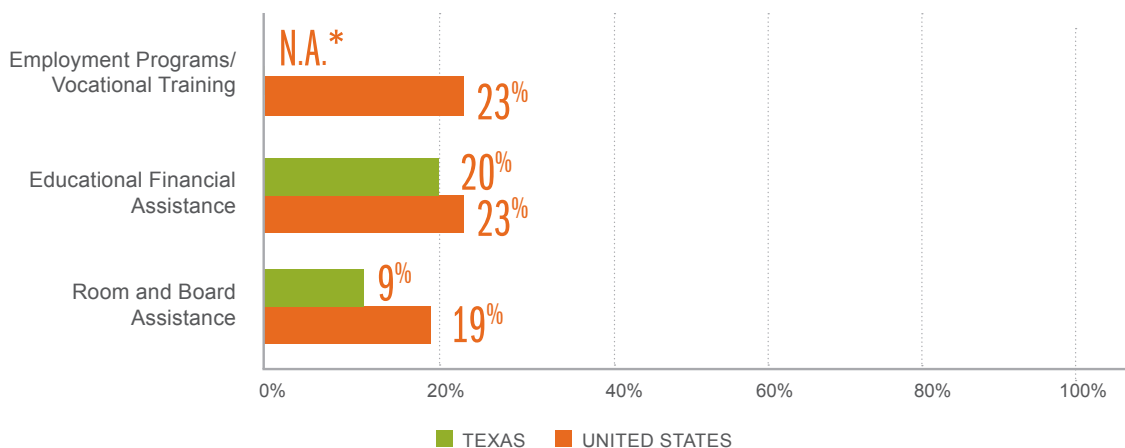
	18TH	19TH		18TH	19TH	
TEXAS	1,166	80		UNITED STATES	24,797	6,489

Percentage Still in Care on Their 19th Birthday

	WHITE	AFRICAN AMERICAN	LATINO		WHITE	AFRICAN AMERICAN	LATINO	
TEXAS	5%	7%	8%		UNITED STATES	17%	29%	37%

Services

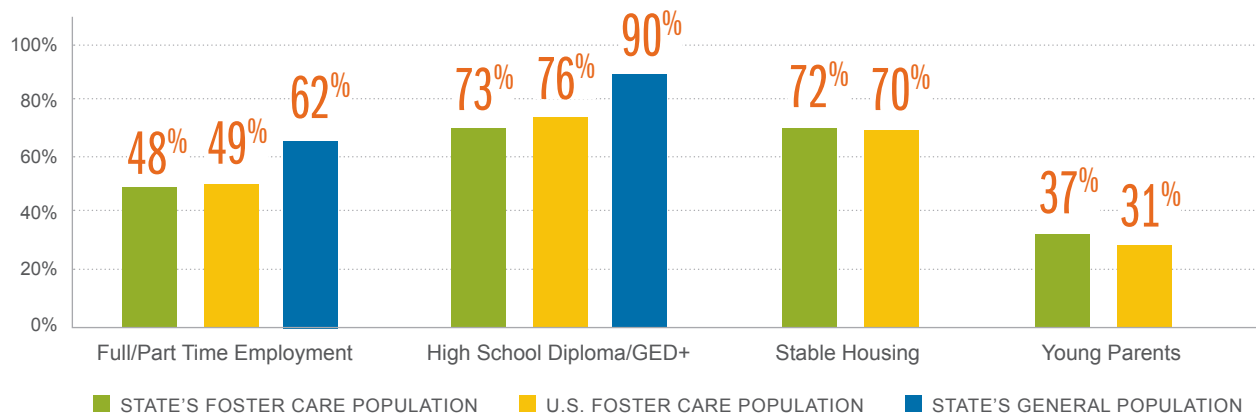
Transition services, such as vocational training and housing assistance, are designed to help young people with foster care experience transition to adulthood. Participation in federally funded transition services provides a window into how well young people are being equipped for employment, education and housing.




* Cannot publish due to a sample size under 10 young people.

Young Adult Outcomes by Age 21

Research shows that young adults who experienced foster care have worse outcomes than their peers in the general population across a variety of spectrums — from education to employment to housing to early parenthood. Examining data on these outcomes in Texas is important as we strive to improve the practices, programs and policies that help ensure these young people have the relationships, resources and opportunities they need for well-being and success.

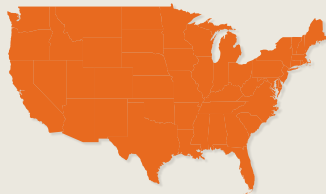




2018 UTAH PROFILE

TRANSITION-AGE YOUTH IN FOSTER CARE

The transition from adolescence to adulthood is a pivotal developmental stage as young people learn the skills needed to be healthy and productive adults. This process can be complicated for youth with foster care experience. Here's what we know about the experiences of these youth in Utah.



171,162 or 25%

of United States' foster care population is ages 14+



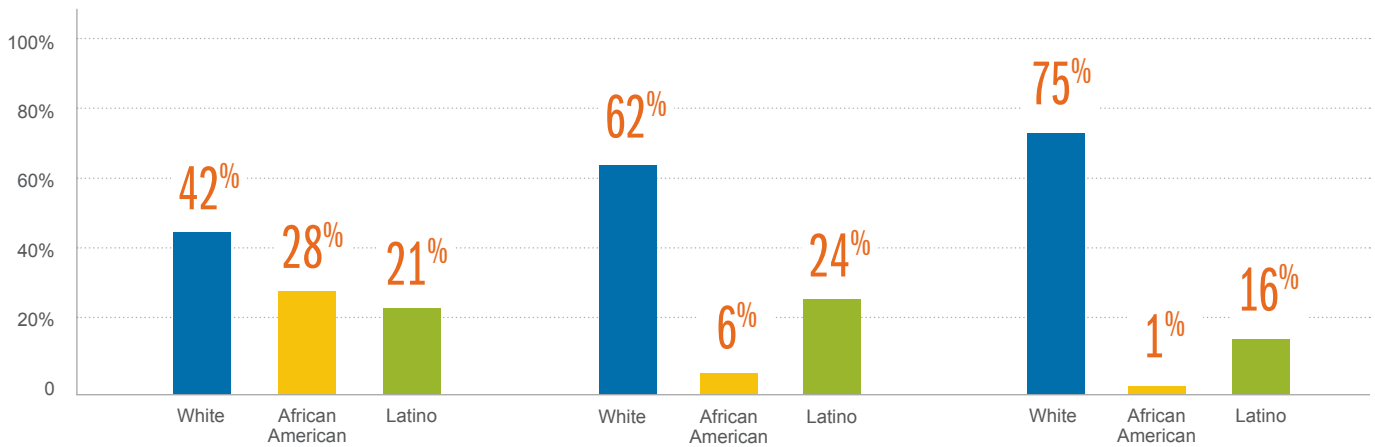
1,650 or 33%

of Utah's foster care population is ages 14+

**United States
Foster Care Population**

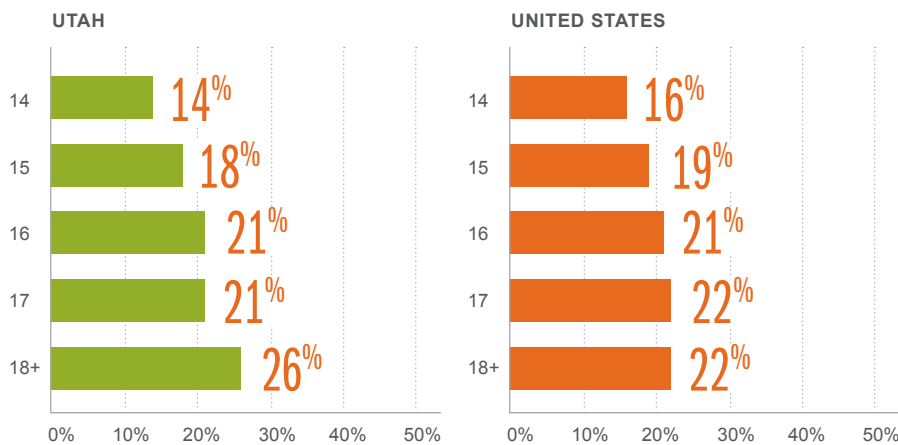
**Utah
Foster Care Population**

**Utah
General Population**

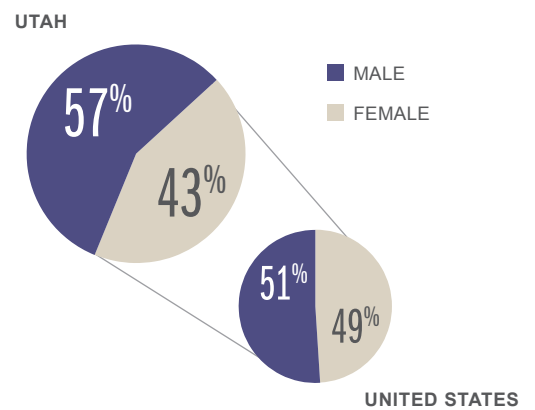


Above charts are based on the three largest racial and ethnic groups in this state for foster care. For additional data, please visit the KIDS COUNT Data Center, <http://datacenter.kidscount.org>.

Youth in Foster Care by Age



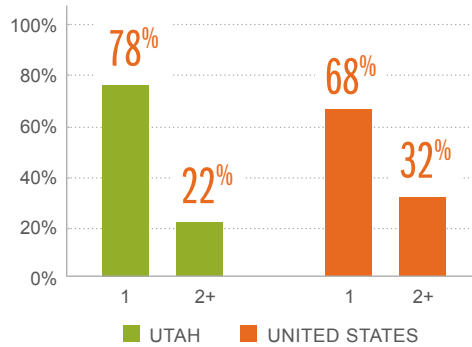
Youth in Foster Care by Sex*



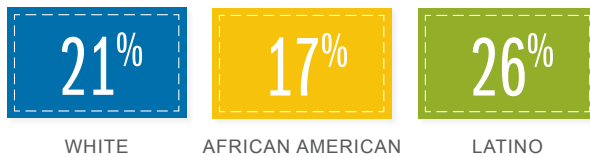
* Sex is based on gender at birth.

In addition to the trauma of abuse or neglect that resulted in being removed from their homes and placed in the foster care system, experiences while in foster care — including frequent moves — can lead to worse outcomes for youth. Looking at these indicators helps us understand how youth with foster care experience in Utah are faring and provides insight into the changes needed to improve the lives of these young people.

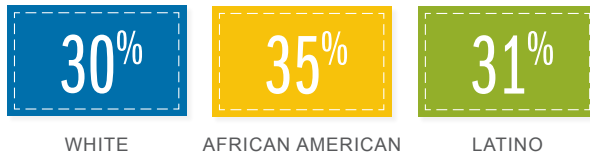
Episodes in the Foster Care System



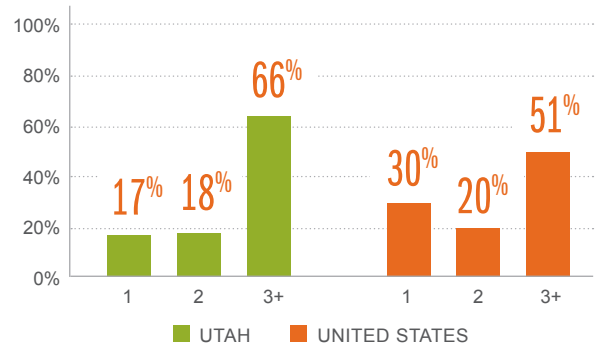
UTAH 2+ Foster Care Episodes



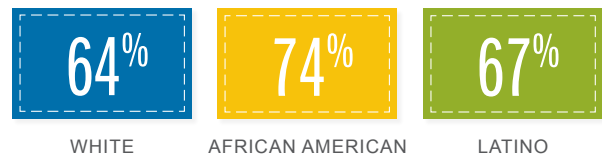
UNITED STATES 2+ Foster Care Episodes



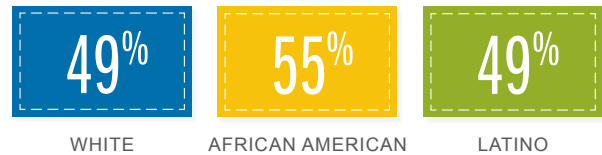
Number of Placements During Most Recent Foster Care Episode



UTAH 3+ Foster Care Placements



UNITED STATES 3+ Foster Care Placements



The percentage of young people in each racial and ethnic group who have experienced multiple foster care episodes and placements.

Time in Foster Care by Exit Outcome or Type

	UTAH	UNITED STATES
PERMANENCY	13 months	13 months
EMANCIPATION	32 months	34 months
OTHER	19 months	17 months

Placement Type

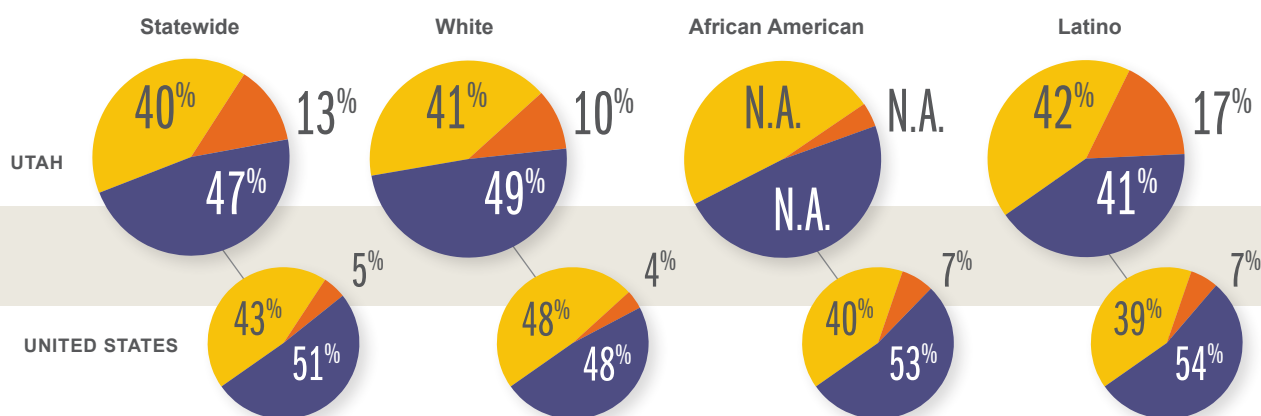
■ UTAH ■ UNITED STATES



Reasons for Leaving Foster Care

Lingering in foster care, experiencing unstable placement settings while in foster care and leaving foster care without a permanent, legal connection to family are important indicators of how youth in Utah are faring.

■ PERMANENCE ■ EMANCIPATION/ AGE-OUT (NON-PERMANENCY) ■ OTHER



Due to rounding some charts may not equal 100%

Percentage of Youth Who Emancipated by Race – Utah



Number of Young People in Care on Their 18th and 19th Birthdays

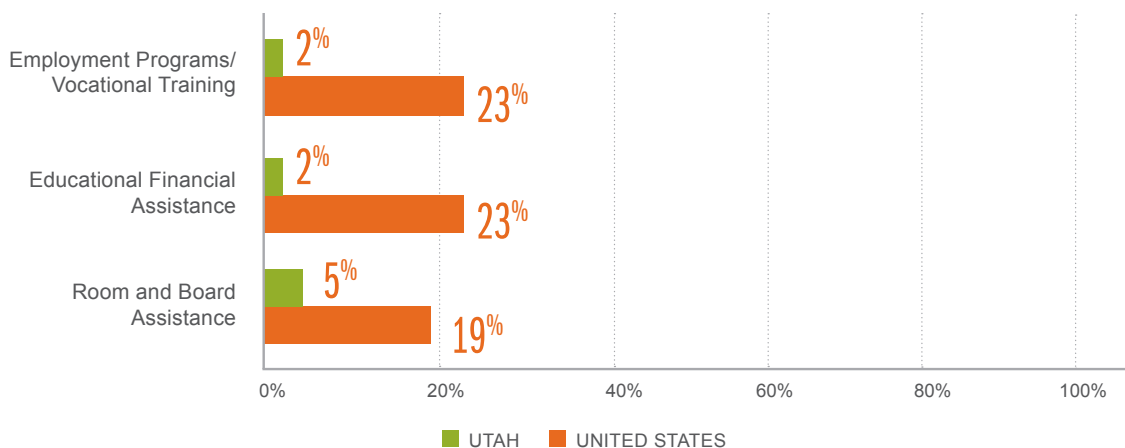
	18TH	19TH		18TH	19TH
UTAH	250	63		UNITED STATES	24,797
					6,489

Percentage Still in Care on Their 19th Birthday

	WHITE	AFRICAN AMERICAN	LATINO		WHITE	AFRICAN AMERICAN	LATINO
UTAH	25%	N.A.	26%		UNITED STATES	17%	29%
						37%	

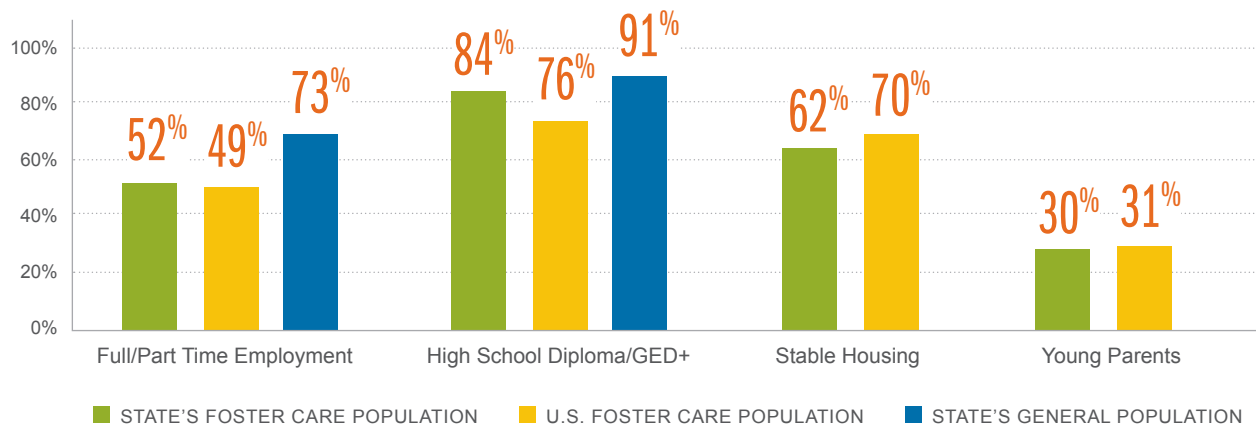
Services

Transition services, such as vocational training and housing assistance, are designed to help young people with foster care experience transition to adulthood. Participation in federally funded transition services provides a window into how well young people are being equipped for employment, education and housing.



Young Adult Outcomes by Age 21

Research shows that young adults who experienced foster care have worse outcomes than their peers in the general population across a variety of spectrums — from education to employment to housing to early parenthood. Examining data on these outcomes in Utah is important as we strive to improve the practices, programs and policies that help ensure these young people have the relationships, resources and opportunities they need for well-being and success.

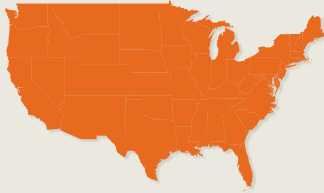




2018 VERMONT PROFILE

TRANSITION-AGE YOUTH IN FOSTER CARE

The transition from adolescence to adulthood is a pivotal developmental stage as young people learn the skills needed to be healthy and productive adults. This process can be complicated for youth with foster care experience. Here's what we know about the experiences of these youth in Vermont.



171,162 or 25%

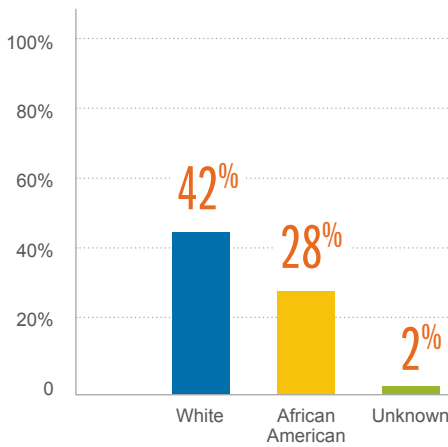
of United States' foster care population is ages 14+



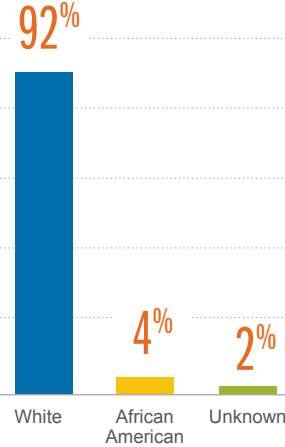
588 or 28%

of Vermont's foster care population is ages 14+

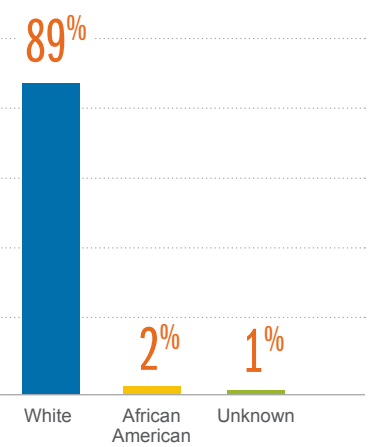
United States Foster Care Population



Vermont Foster Care Population

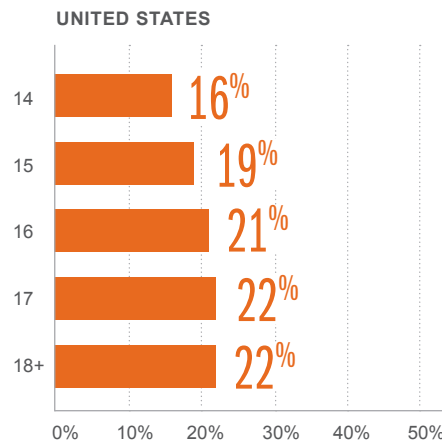
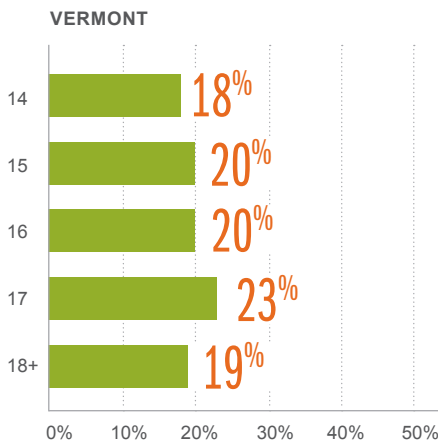


Vermont General Population

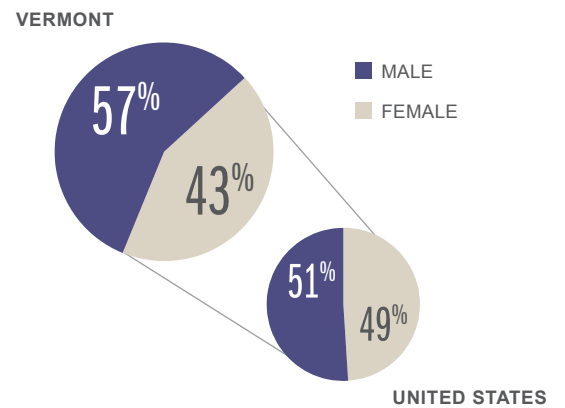


Above charts are based on the three largest racial and ethnic groups in this state for foster care. For additional data, please visit the KIDS COUNT Data Center, <http://datacenter.kidscount.org>.

Youth in Foster Care by Age



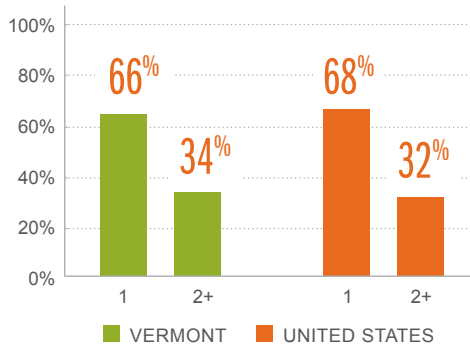
Youth in Foster Care by Sex*



* Sex is based on gender at birth.

In addition to the trauma of abuse or neglect that resulted in being removed from their homes and placed in the foster care system, experiences while in foster care — including frequent moves — can lead to worse outcomes for youth. Looking at these indicators helps us understand how youth with foster care experience in Vermont are faring and provides insight into the changes needed to improve the lives of these young people.

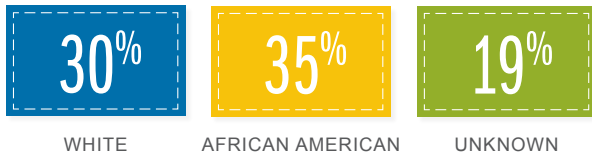
Episodes in the Foster Care System



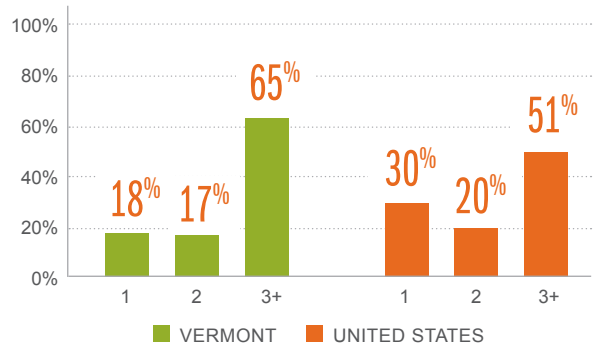
VERMONT 2+ Foster Care Episodes



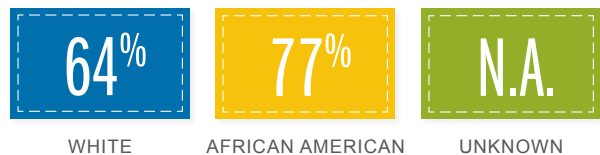
UNITED STATES 2+ Foster Care Episodes



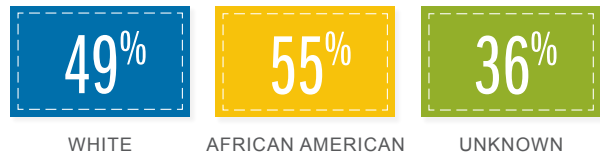
Number of Placements During Most Recent Foster Care Episode



VERMONT 3+ Foster Care Placements



UNITED STATES 3+ Foster Care Placements



The percentage of young people in each racial and ethnic group who have experienced multiple foster care episodes and placements.

	VERMONT	UNITED STATES
PERMANENCY	24 months	13 months
EMANCIPATION	30 months	34 months
OTHER	N.A.	17 months

Placement Type

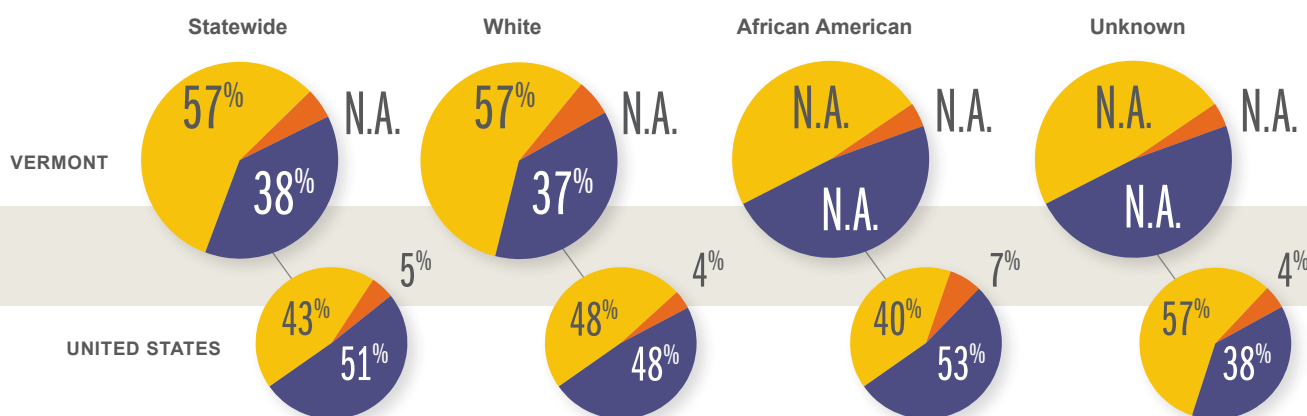
■ VERMONT ■ UNITED STATES



Reasons for Leaving Foster Care

Lingering in foster care, experiencing unstable placement settings while in foster care and leaving foster care without a permanent, legal connection to family are important indicators of how youth in Vermont are faring.

■ PERMANENCE ■ EMANCIPATION/ AGE-OUT (NON-PERMANENCY) ■ OTHER



Due to rounding some charts may not equal 100%

Percentage of Youth Who Emancipated by Race – Vermont



Number of Young People in Care on Their 18th and 19th Birthdays

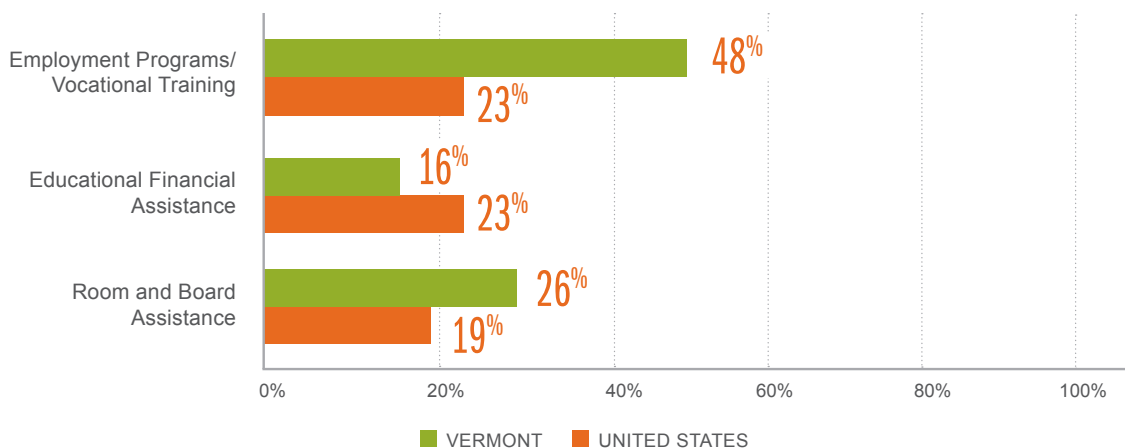
	18TH	19TH		18TH	19TH
VERMONT	94	10		UNITED STATES	24,797
					6,489

Percentage Still in Care on Their 19th Birthday

	WHITE	AFRICAN AMERICAN	UNKNOWN		WHITE	AFRICAN AMERICAN	UNKNOWN
VERMONT	N.A.	N.A.	0		UNITED STATES	17%	29%
						29%	

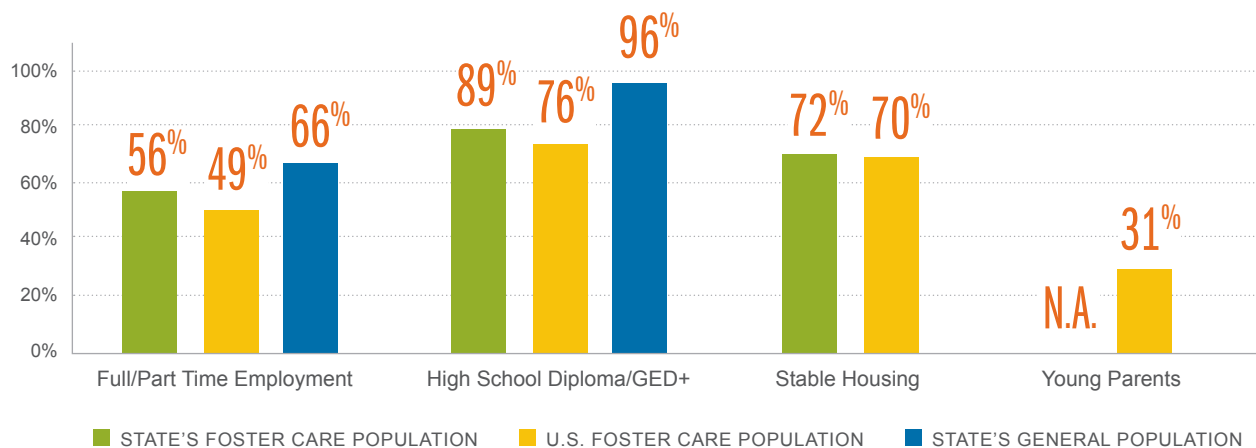
Services

Transition services, such as vocational training and housing assistance, are designed to help young people with foster care experience transition to adulthood. Participation in federally funded transition services provides a window into how well young people are being equipped for employment, education and housing.



Young Adult Outcomes by Age 21

Research shows that young adults who experienced foster care have worse outcomes than their peers in the general population across a variety of spectrums — from education to employment to housing to early parenthood. Examining data on these outcomes in Vermont is important as we strive to improve the practices, programs and policies that help ensure these young people have the relationships, resources and opportunities they need for well-being and success.

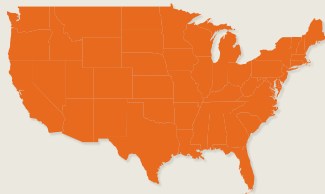




2018 VIRGINIA PROFILE

TRANSITION-AGE YOUTH IN FOSTER CARE

The transition from adolescence to adulthood is a pivotal developmental stage as young people learn the skills needed to be healthy and productive adults. This process can be complicated for youth with foster care experience. Here's what we know about the experiences of these youth in Virginia.



171,162 or 25%

of United States' foster care population is ages 14+



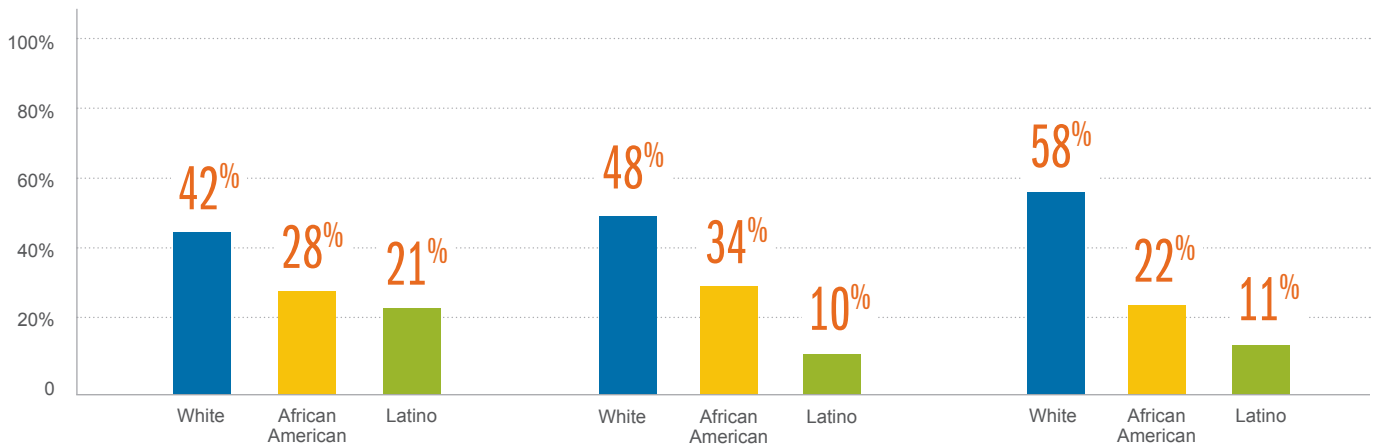
2,704 or 35%

of Virginia's foster care population is ages 14+

United States Foster Care Population

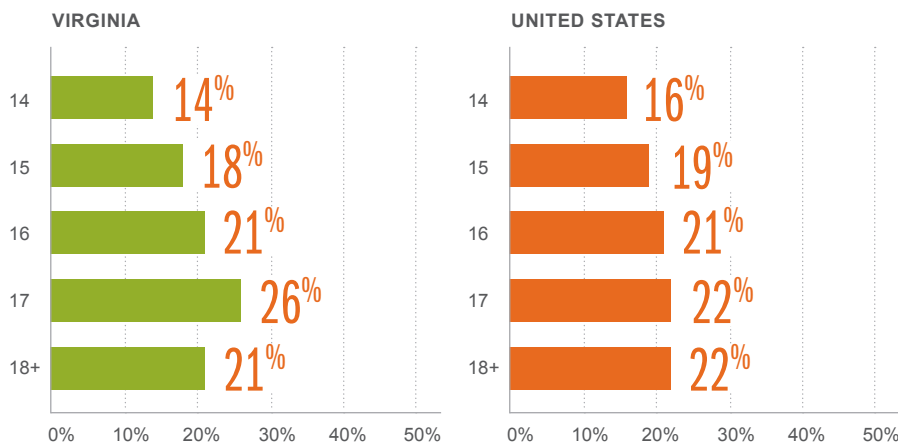
Virginia Foster Care Population

Virginia General Population

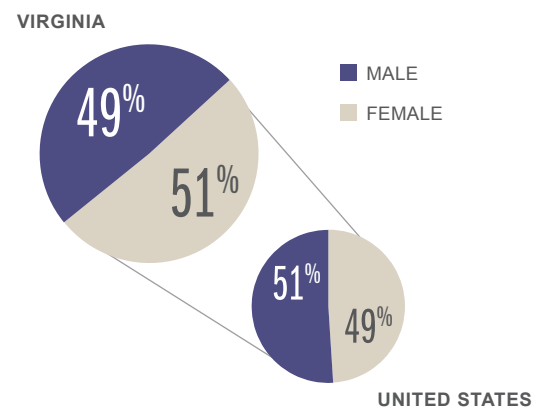


Above charts are based on the three largest racial and ethnic groups in this state for foster care. For additional data, please visit the KIDS COUNT Data Center, <http://datacenter.kidscount.org>.

Youth in Foster Care by Age



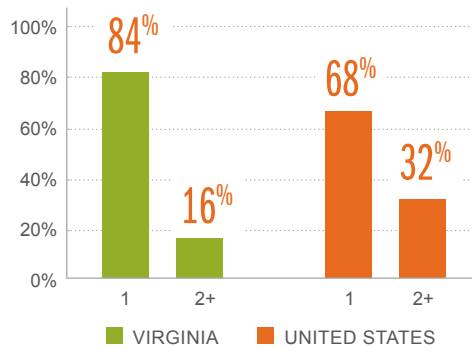
Youth in Foster Care by Sex*



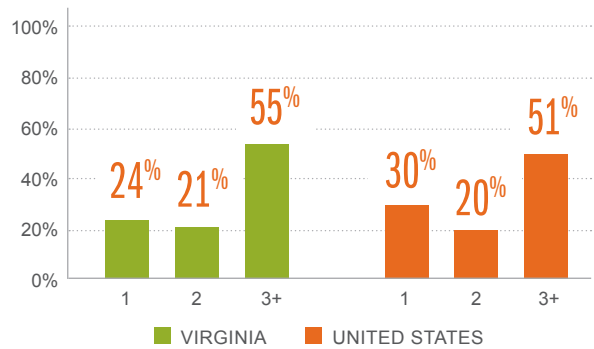
* Sex is based on gender at birth.

In addition to the trauma of abuse or neglect that resulted in being removed from their homes and placed in the foster care system, experiences while in foster care — including frequent moves — can lead to worse outcomes for youth. Looking at these indicators helps us understand how youth with foster care experience in Virginia are faring and provides insight into the changes needed to improve the lives of these young people.

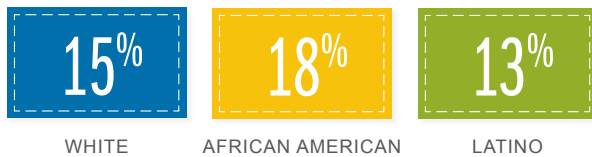
Episodes in the Foster Care System



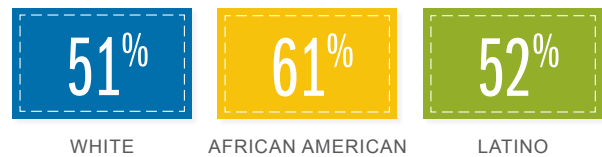
Number of Placements During Most Recent Foster Care Episode



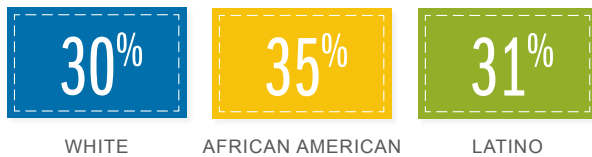
VIRGINIA 2+ Foster Care Episodes



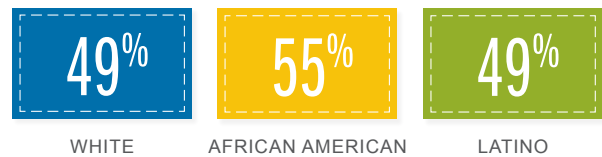
VIRGINIA 3+ Foster Care Placements



UNITED STATES 2+ Foster Care Episodes



UNITED STATES 3+ Foster Care Placements



The percentage of young people in each racial and ethnic group who have experienced multiple foster care episodes and placements.

Time in Foster Care by Exit Outcome or Type

	VIRGINIA	UNITED STATES
PERMANENCY	16 months	13 months
EMANCIPATION	24 months	34 months
OTHER	16 months	17 months

Placement Type

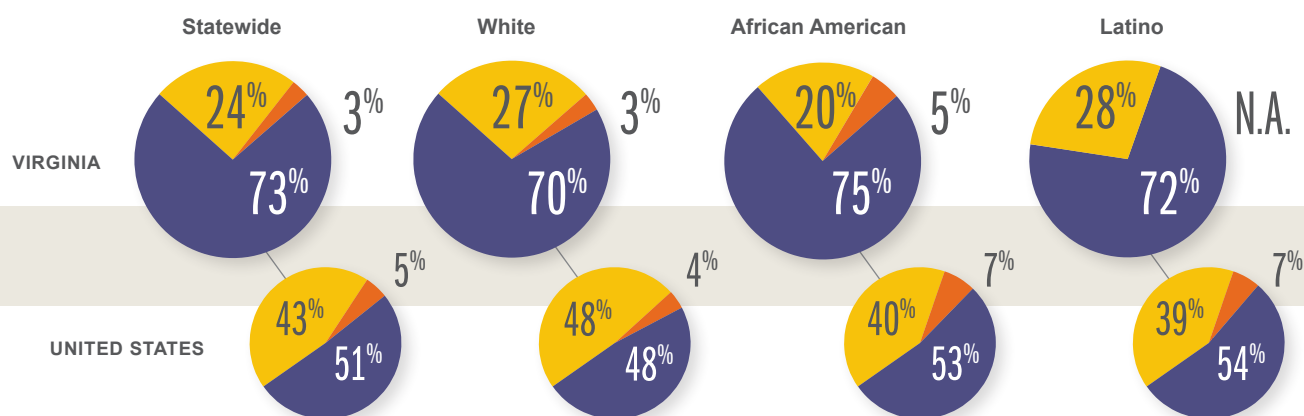
■ VIRGINIA ■ UNITED STATES



Reasons for Leaving Foster Care

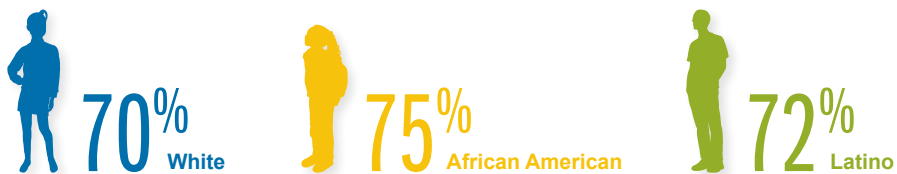
Lingering in foster care, experiencing unstable placement settings while in foster care and leaving foster care without a permanent, legal connection to family are important indicators of how youth in Virginia are faring.

■ PERMANENCE ■ EMANCIPATION/ AGE-OUT (NON-PERMANENCY) ■ OTHER



Due to rounding some charts may not equal 100%

Percentage of Youth Who Emancipated by Race – Virginia



Number of Young People in Care on Their 18th and 19th Birthdays

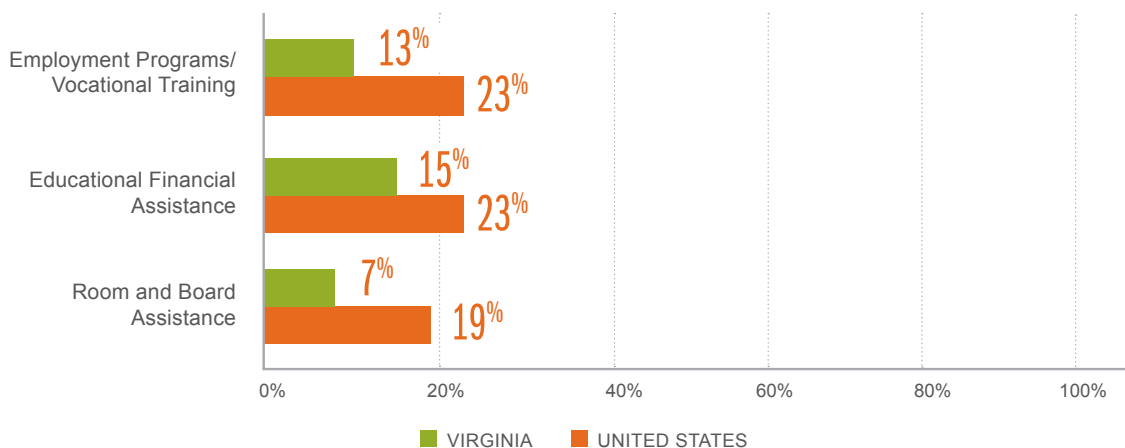
	18TH	19TH		18TH	19TH	
VIRGINIA	489	15		UNITED STATES	24,797	6,489

Percentage Still in Care on Their 19th Birthday

	WHITE	AFRICAN AMERICAN	LATINO		WHITE	AFRICAN AMERICAN	LATINO	
VIRGINIA	N.A.	N.A.	N.A.		UNITED STATES	17%	29%	37%

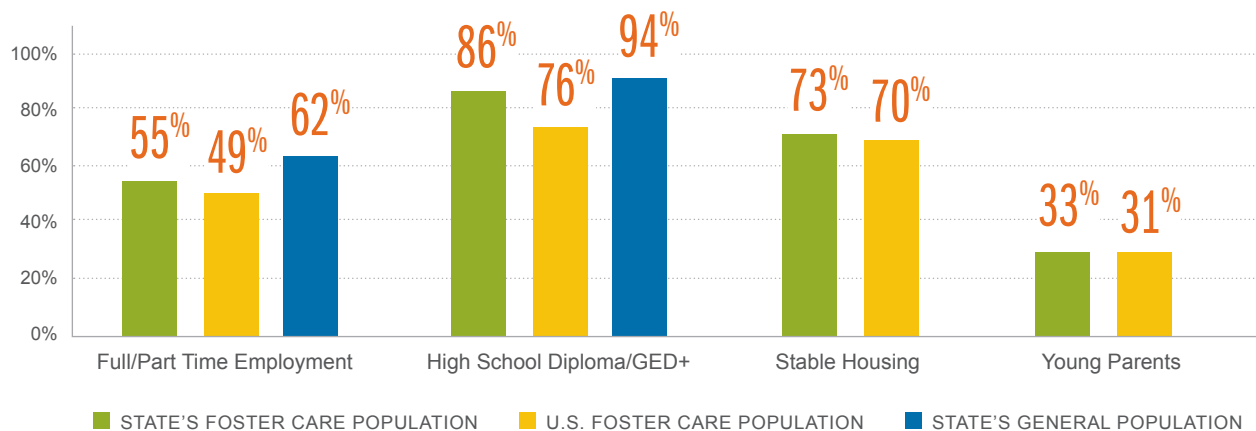
Services

Transition services, such as vocational training and housing assistance, are designed to help young people with foster care experience transition to adulthood. Participation in federally funded transition services provides a window into how well young people are being equipped for employment, education and housing.



Young Adult Outcomes by Age 21

Research shows that young adults who experienced foster care have worse outcomes than their peers in the general population across a variety of spectrums — from education to employment to housing to early parenthood. Examining data on these outcomes in Virginia is important as we strive to improve the practices, programs and policies that help ensure these young people have the relationships, resources and opportunities they need for well-being and success.

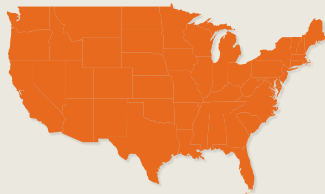




2018 WASHINGTON PROFILE

TRANSITION-AGE YOUTH IN FOSTER CARE

The transition from adolescence to adulthood is a pivotal developmental stage as young people learn the skills needed to be healthy and productive adults. This process can be complicated for youth with foster care experience. Here's what we know about the experiences of these youth in Washington.



171,162 or 25%

of United States' foster care population is ages 14+



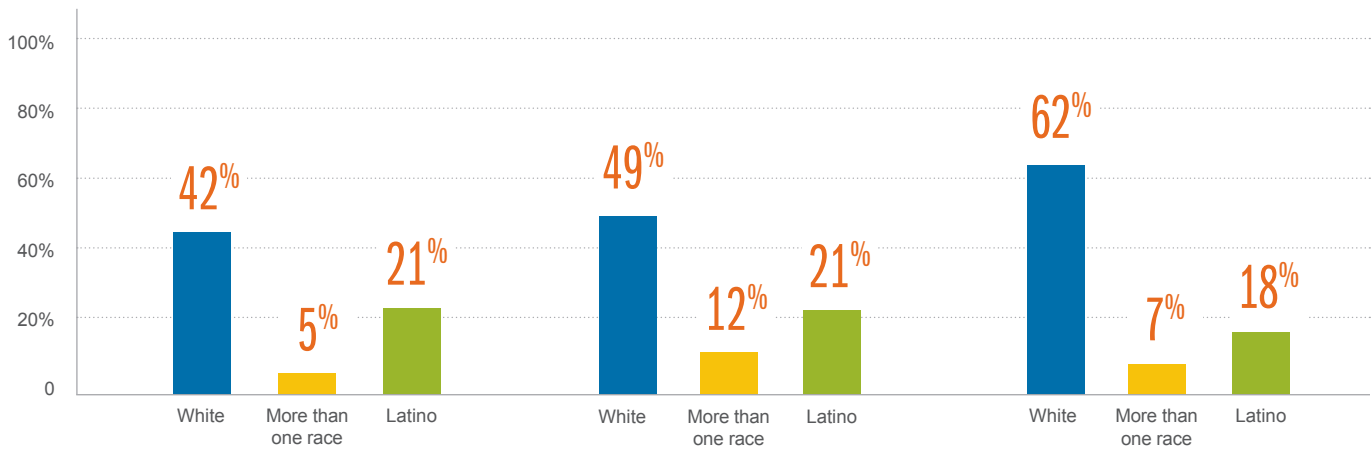
3,156 or 19%

of Washington's foster care population is ages 14+

United States Foster Care Population

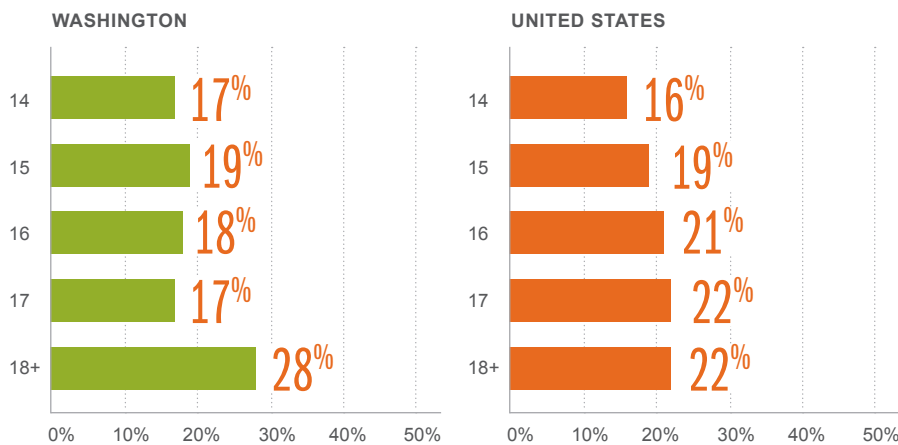
Washington Foster Care Population

Washington General Population

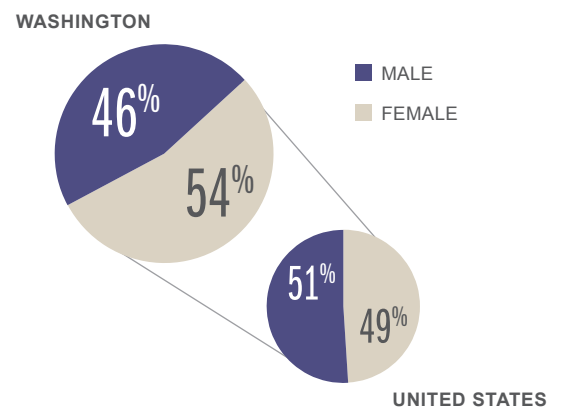


Above charts are based on the three largest racial and ethnic groups in this state for foster care. For additional data, please visit the KIDS COUNT Data Center, <http://datacenter.kidscount.org>.

Youth in Foster Care by Age



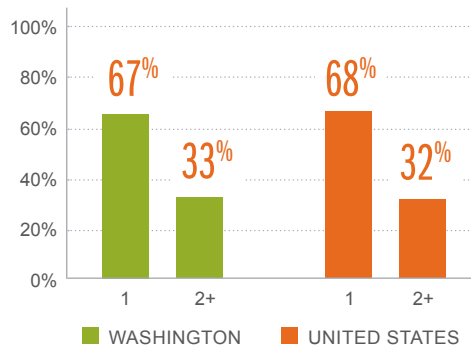
Youth in Foster Care by Sex*



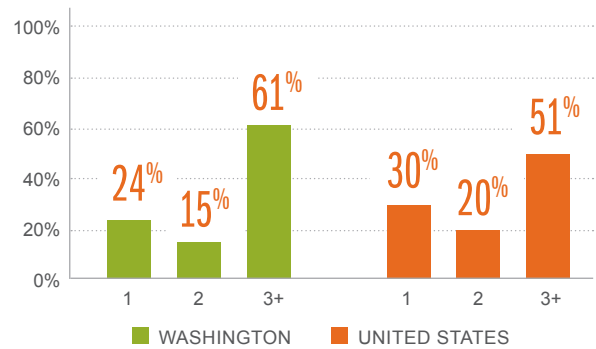
* Sex is based on gender at birth.

In addition to the trauma of abuse or neglect that resulted in being removed from their homes and placed in the foster care system, experiences while in foster care — including frequent moves — can lead to worse outcomes for youth. Looking at these indicators helps us understand how youth with foster care experience in Washington are faring and provides insight into the changes needed to improve the lives of these young people.

Episodes in the Foster Care System



Number of Placements During Most Recent Foster Care Episode



WASHINGTON 2+ Foster Care Episodes



UNITED STATES 2+ Foster Care Episodes



WASHINGTON 3+ Foster Care Placements



UNITED STATES 3+ Foster Care Placements



The percentage of young people in each racial and ethnic group who have experienced multiple foster care episodes and placements.

Time in Foster Care by Exit Outcome or Type

	WASHINGTON	UNITED STATES
PERMANENCY	31 months	13 months
EMANCIPATION	42 months	34 months
OTHER	N.A.	17 months

Placement Type

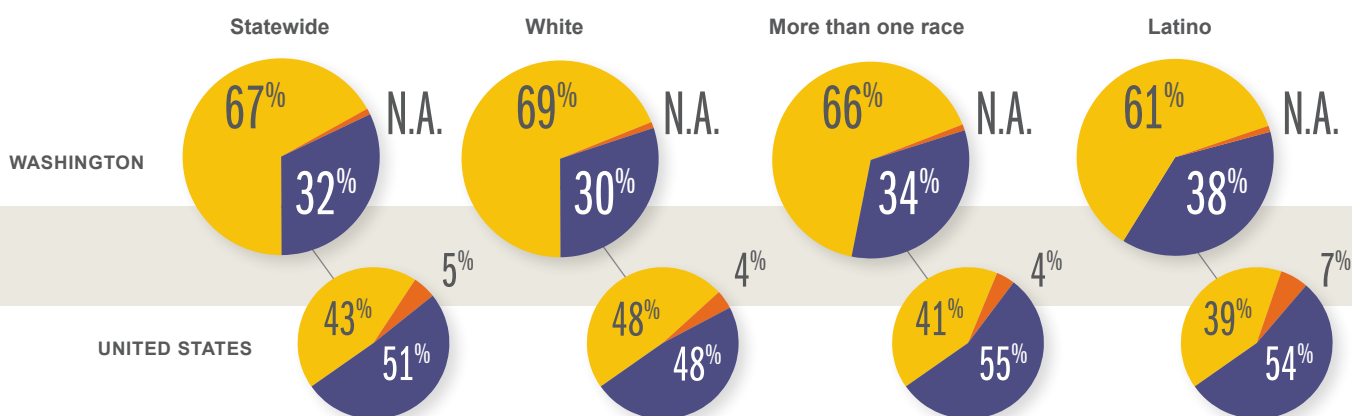
■ WASHINGTON ■ UNITED STATES



Reasons for Leaving Foster Care

Lingering in foster care, experiencing unstable placement settings while in foster care and leaving foster care without a permanent, legal connection to family are important indicators of how youth in Washington are faring.

■ PERMANENCE ■ EMANCIPATION/ AGE-OUT (NON-PERMANENCY) ■ OTHER



Due to rounding some charts may not equal 100%

Percentage of Youth Who Emancipated by Race – Washington



Number of Young People in Care on Their 18th and 19th Birthdays

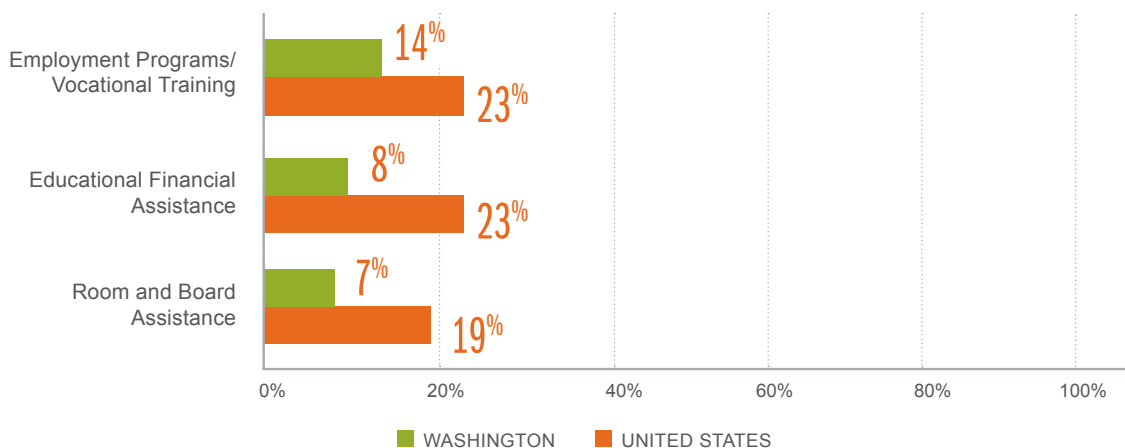
	18TH	19TH		18TH	19TH
WASHINGTON	437	217		UNITED STATES	24,797
					6,489

Percentage Still in Care on Their 19th Birthday

	WHITE	MORE THAN ONE RACE	LATINO		WHITE	MORE THAN ONE RACE	LATINO
WASHINGTON	44%	57%	56%		UNITED STATES	17%	24%
						37%	

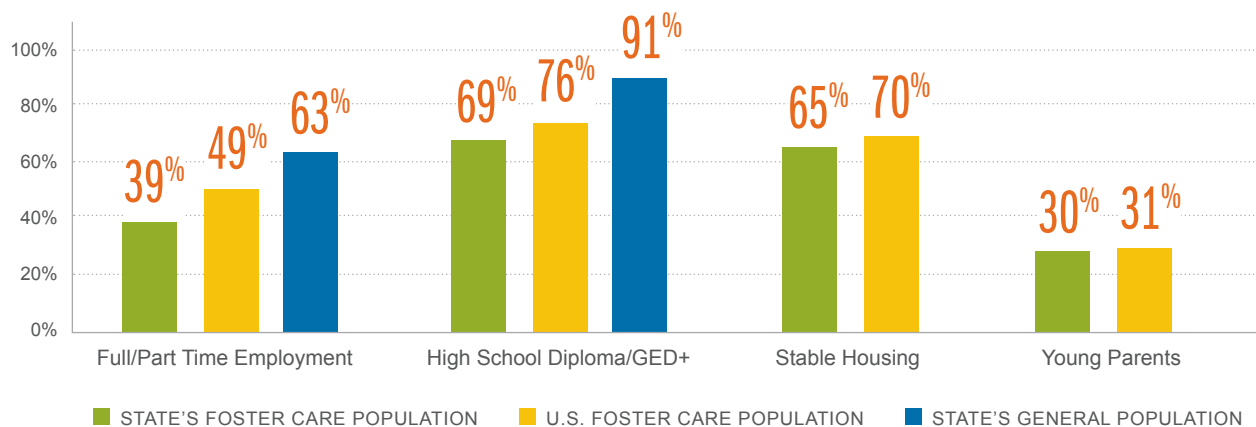
Services

Transition services, such as vocational training and housing assistance, are designed to help young people with foster care experience transition to adulthood. Participation in federally funded transition services provides a window into how well young people are being equipped for employment, education and housing.



Young Adult Outcomes by Age 21

Research shows that young adults who experienced foster care have worse outcomes than their peers in the general population across a variety of spectrums — from education to employment to housing to early parenthood. Examining data on these outcomes in Washington is important as we strive to improve the practices, programs and policies that help ensure these young people have the relationships, resources and opportunities they need for well-being and success.

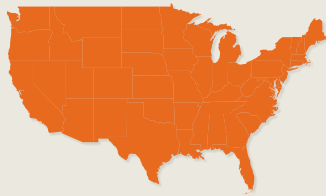




2018 WEST VIRGINIA PROFILE

TRANSITION-AGE YOUTH IN FOSTER CARE

The transition from adolescence to adulthood is a pivotal developmental stage as young people learn the skills needed to be healthy and productive adults. This process can be complicated for youth with foster care experience. Here's what we know about the experiences of these youth in West Virginia.



171,162 or 25%

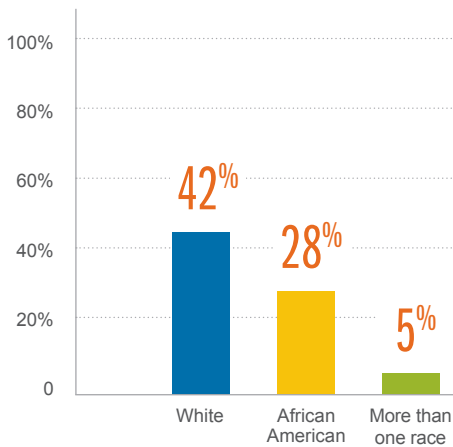
of United States' foster care population is ages 14+



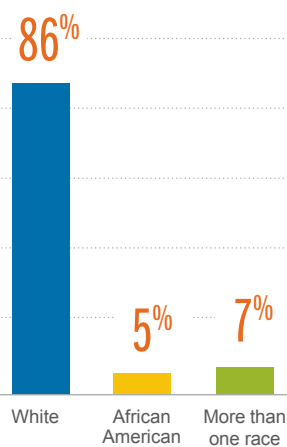
2,736 or 29%

of West Virginia's foster care population is ages 14+

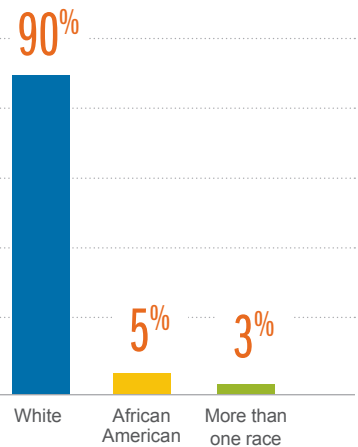
United States Foster Care Population



West Virginia Foster Care Population

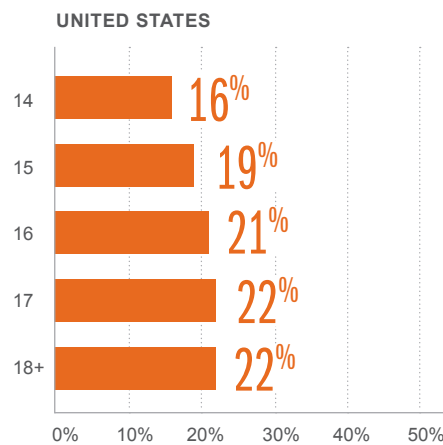
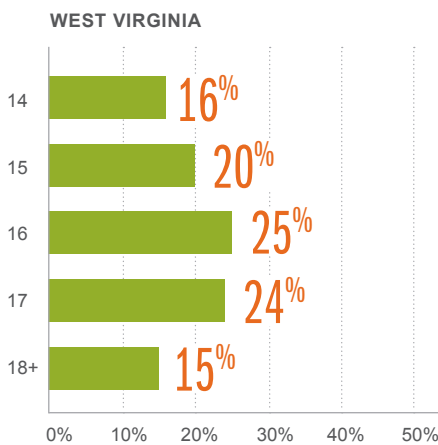


West Virginia General Population

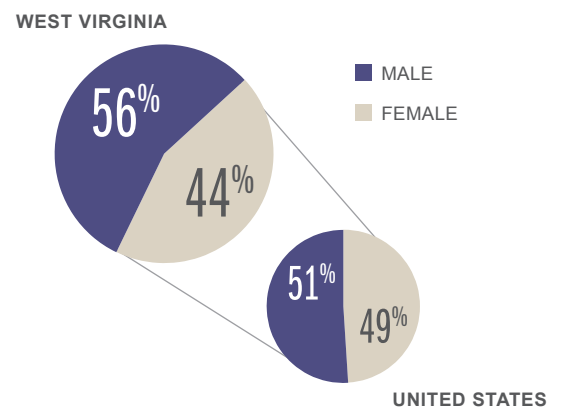


Above charts are based on the three largest racial and ethnic groups in this state for foster care. For additional data, please visit the KIDS COUNT Data Center, <http://datacenter.kidscount.org>.

Youth in Foster Care by Age



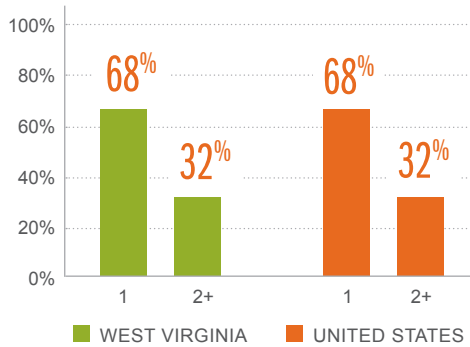
Youth in Foster Care by Sex*



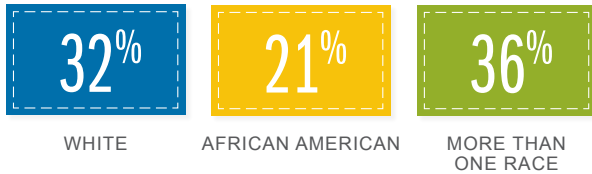
* Sex is based on gender at birth.

In addition to the trauma of abuse or neglect that resulted in being removed from their homes and placed in the foster care system, experiences while in foster care — including frequent moves — can lead to worse outcomes for youth. Looking at these indicators helps us understand how youth with foster care experience in West Virginia are faring and provides insight into the changes needed to improve the lives of these young people.

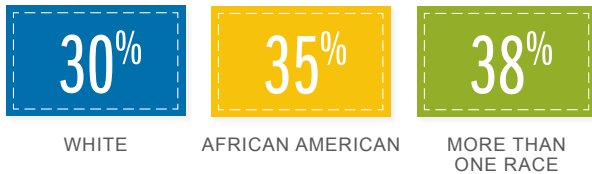
Episodes in the Foster Care System



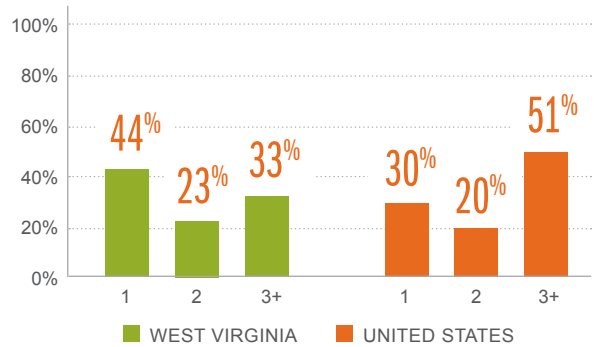
WEST VIRGINIA 2+ Foster Care Episodes



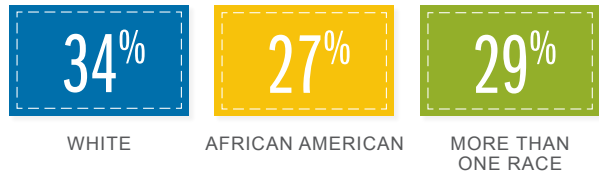
UNITED STATES 2+ Foster Care Episodes



Number of Placements During Most Recent Foster Care Episode



WEST VIRGINIA 3+ Foster Care Placements



UNITED STATES 3+ Foster Care Placements



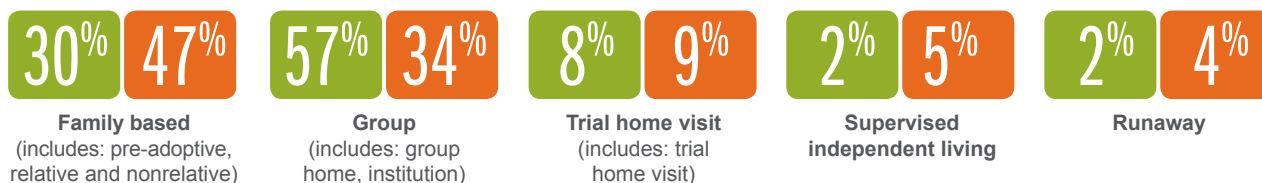
The percentage of young people in each racial and ethnic group who have experienced multiple foster care episodes and placements.

Time in Foster Care by Exit Outcome or Type

	WEST VIRGINIA	UNITED STATES
PERMANENCY	13 months	13 months
EMANCIPATION	14 months	34 months
OTHER	9 months	17 months

Placement Type

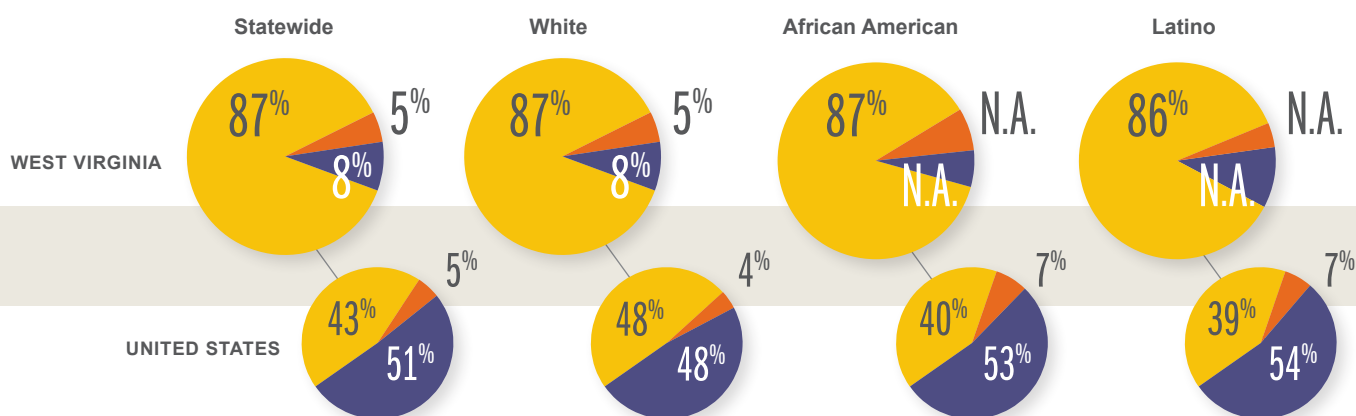
■ WEST VIRGINIA ■ UNITED STATES



Reasons for Leaving Foster Care

Lingering in foster care, experiencing unstable placement settings while in foster care and leaving foster care without a permanent, legal connection to family are important indicators of how youth in West Virginia are faring.

■ PERMANENCE ■ EMANCIPATION/ AGE-OUT (NON-PERMANENCY) ■ OTHER



Due to rounding some charts may not equal 100%


Percentage of Youth Who Emancipated by Race – West Virginia



Number of Young People in Care on Their 18th and 19th Birthdays

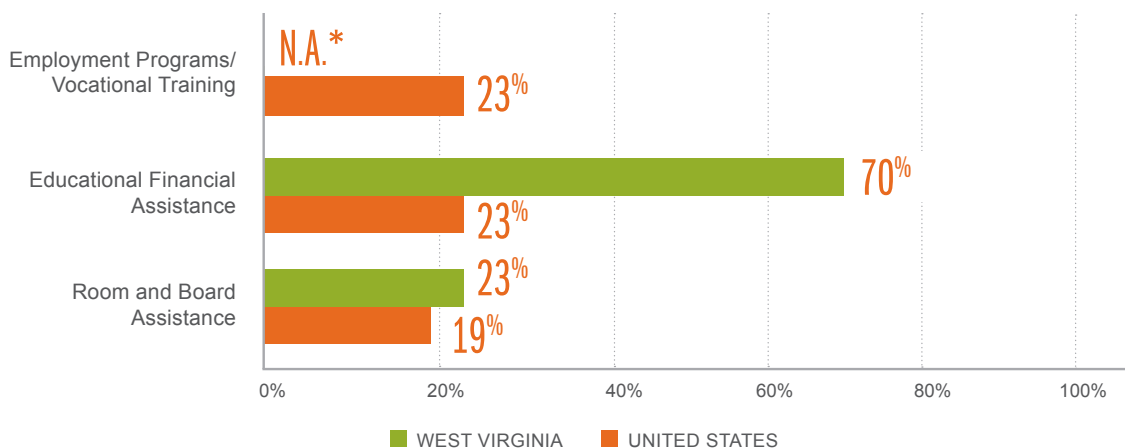
	18TH	19TH		18TH	19TH
WEST VIRGINIA	327	40		24,797	6,489
UNITED STATES					

Percentage Still in Care on Their 19th Birthday

	WHITE	AFRICAN AMERICAN	MORE THAN ONE RACE		WHITE	AFRICAN AMERICAN	MORE THAN ONE RACE
WEST VIRGINIA	9%	N.A.	N.A.		17%	29%	24%
UNITED STATES							

Services

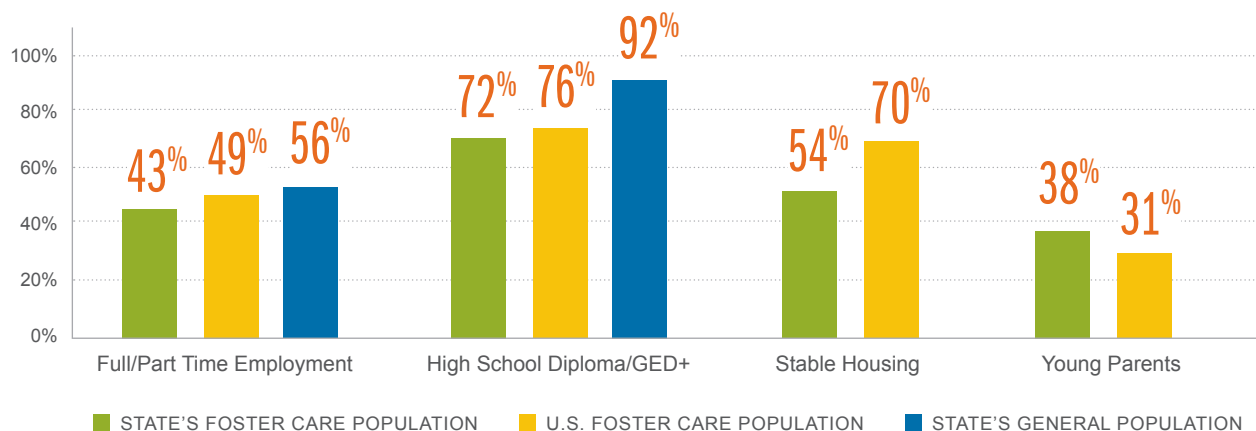
Transition services, such as vocational training and housing assistance, are designed to help young people with foster care experience transition to adulthood. Participation in federally funded transition services provides a window into how well young people are being equipped for employment, education and housing.



* Cannot publish due to a sample size under 10 young people.

Young Adult Outcomes by Age 21

Research shows that young adults who experienced foster care have worse outcomes than their peers in the general population across a variety of spectrums — from education to employment to housing to early parenthood. Examining data on these outcomes in West Virginia is important as we strive to improve the practices, programs and policies that help ensure these young people have the relationships, resources and opportunities they need for well-being and success.

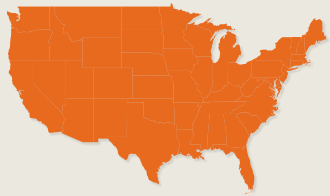




2018 WISCONSIN PROFILE

TRANSITION-AGE YOUTH IN FOSTER CARE

The transition from adolescence to adulthood is a pivotal developmental stage as young people learn the skills needed to be healthy and productive adults. This process can be complicated for youth with foster care experience. Here's what we know about the experiences of these youth in Wisconsin.



171,162 or 25%

of United States' foster care population is ages 14+



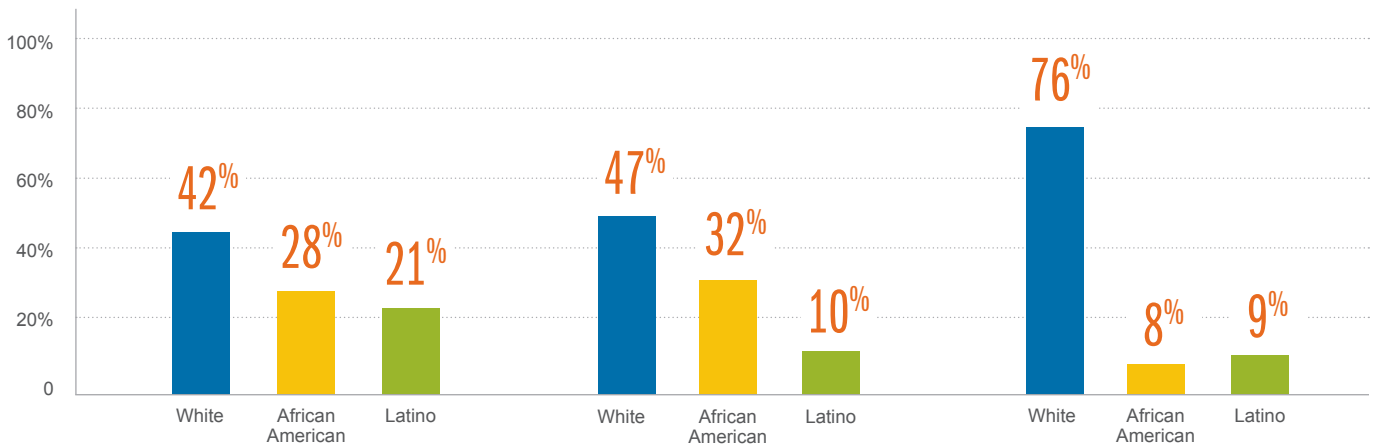
2,968 or 26%

of Wisconsin's foster care population is ages 14+

United States Foster Care Population

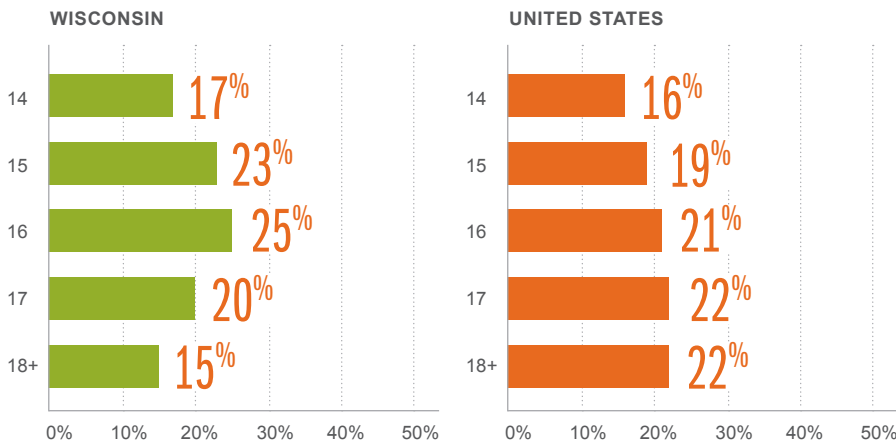
Wisconsin Foster Care Population

Wisconsin General Population

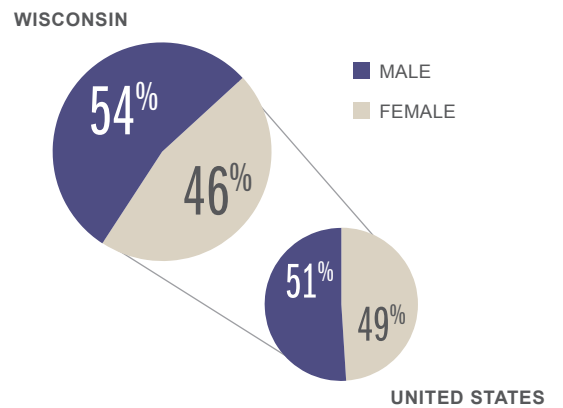


Above charts are based on the three largest racial and ethnic groups in this state for foster care. For additional data, please visit the KIDS COUNT Data Center, <http://datacenter.kidscount.org>.

Youth in Foster Care by Age



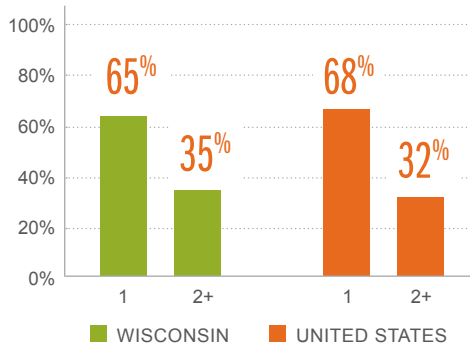
Youth in Foster Care by Sex*



* Sex is based on gender at birth.

In addition to the trauma of abuse or neglect that resulted in being removed from their homes and placed in the foster care system, experiences while in foster care — including frequent moves — can lead to worse outcomes for youth. Looking at these indicators helps us understand how youth with foster care experience in Wisconsin are faring and provides insight into the changes needed to improve the lives of these young people.

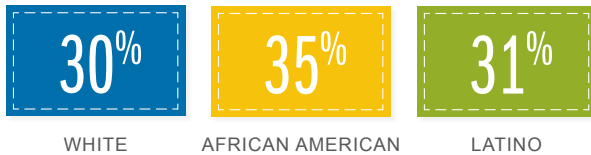
Episodes in the Foster Care System



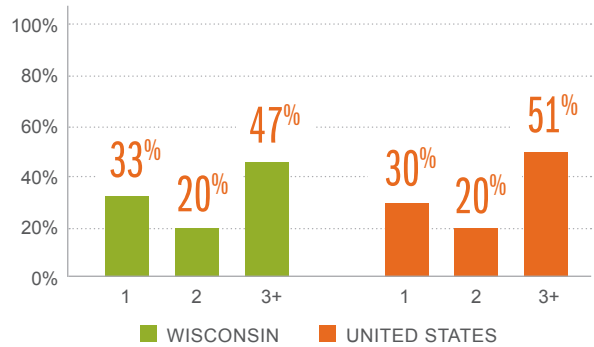
WISCONSIN 2+ Foster Care Episodes



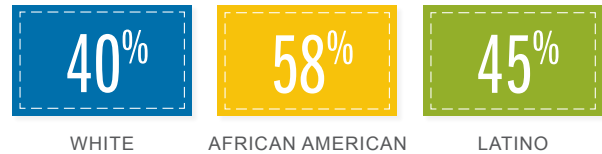
UNITED STATES 2+ Foster Care Episodes



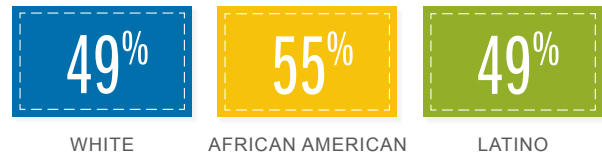
Number of Placements During Most Recent Foster Care Episode



WISCONSIN 3+ Foster Care Placements



UNITED STATES 3+ Foster Care Placements



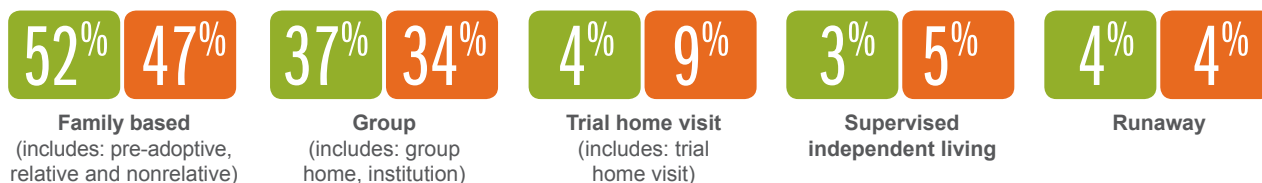
The percentage of young people in each racial and ethnic group who have experienced multiple foster care episodes and placements.

Time in Foster Care by Exit Outcome or Type

	WISCONSIN	UNITED STATES
PERMANENCY	11 months	13 months
EMANCIPATION	28 months	34 months
OTHER	24 months	17 months

Placement Type

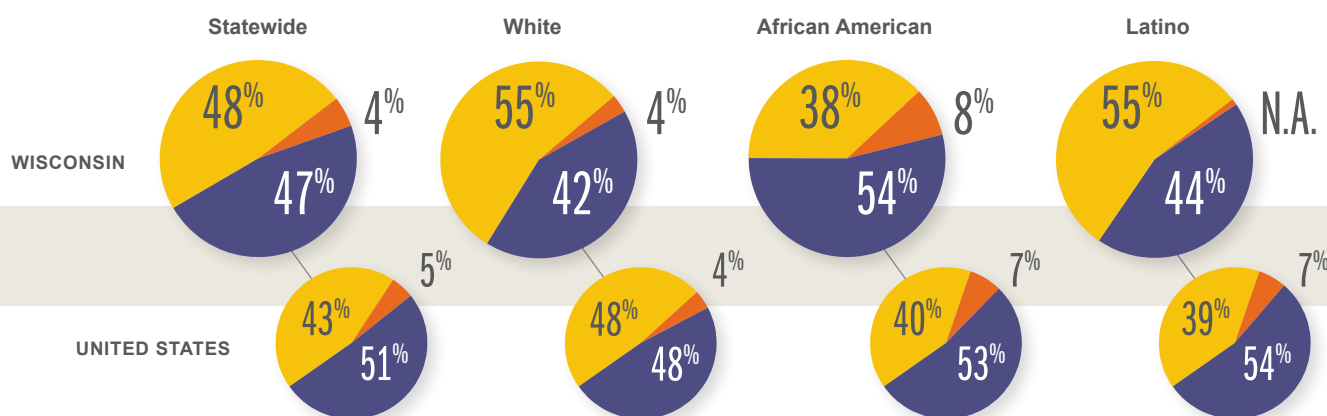
■ WISCONSIN ■ UNITED STATES



Reasons for Leaving Foster Care

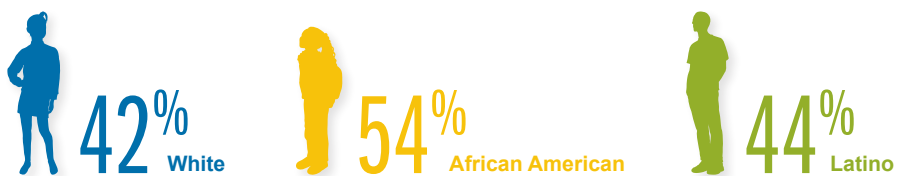
Lingering in foster care, experiencing unstable placement settings while in foster care and leaving foster care without a permanent, legal connection to family are important indicators of how youth in Wisconsin are faring.

■ PERMANENCE ■ EMANCIPATION/ AGE-OUT (NON-PERMANENCY) ■ OTHER



Due to rounding some charts may not equal 100%


Percentage of Youth Who Emancipated by Race – Wisconsin



Number of Young People in Care on Their 18th and 19th Birthdays

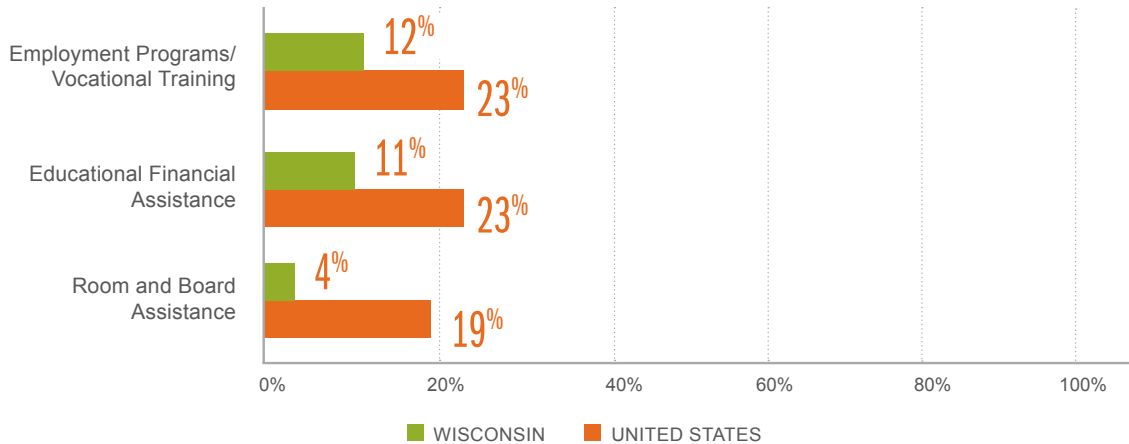
	18TH	19TH		18TH	19TH	
WISCONSIN	274	40		UNITED STATES	24,797	6,489

Percentage Still in Care on Their 19th Birthday

	WHITE	AFRICAN AMERICAN	LATINO		WHITE	AFRICAN AMERICAN	LATINO	
WISCONSIN	N.A.	25%	N.A.		UNITED STATES	17%	29%	37%

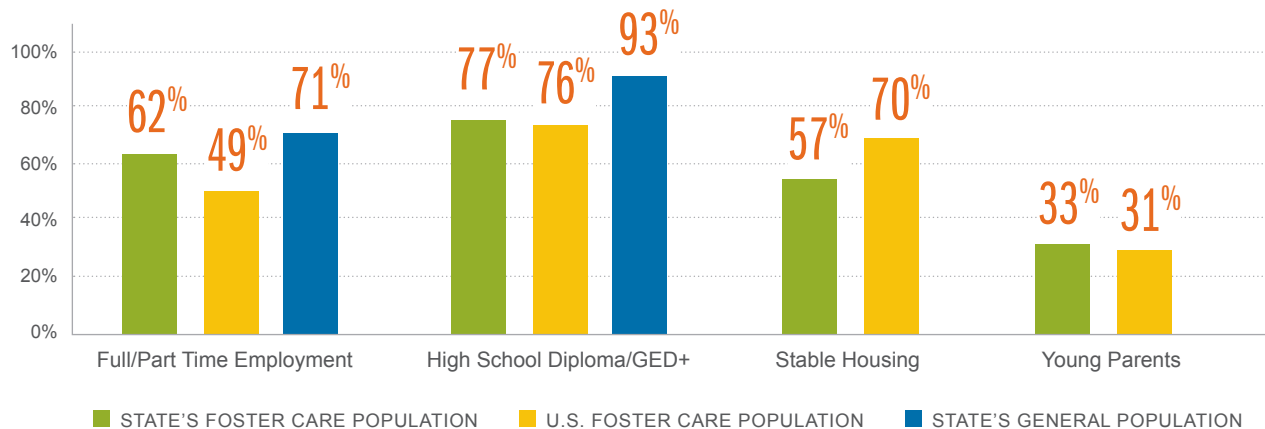
Services

Transition services, such as vocational training and housing assistance, are designed to help young people with foster care experience transition to adulthood. Participation in federally funded transition services provides a window into how well young people are being equipped for employment, education and housing.



Young Adult Outcomes by Age 21

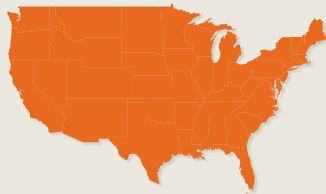
Research shows that young adults who experienced foster care have worse outcomes than their peers in the general population across a variety of spectrums — from education to employment to housing to early parenthood. Examining data on these outcomes in Wisconsin is important as we strive to improve the practices, programs and policies that help ensure these young people have the relationships, resources and opportunities they need for well-being and success.



2018 WYOMING PROFILE

TRANSITION-AGE YOUTH IN FOSTER CARE

The transition from adolescence to adulthood is a pivotal developmental stage as young people learn the skills needed to be healthy and productive adults. This process can be complicated for youth with foster care experience. Here's what we know about the experiences of these youth in Wyoming.



171,162 or 25%

of United States' foster care population is ages 14+



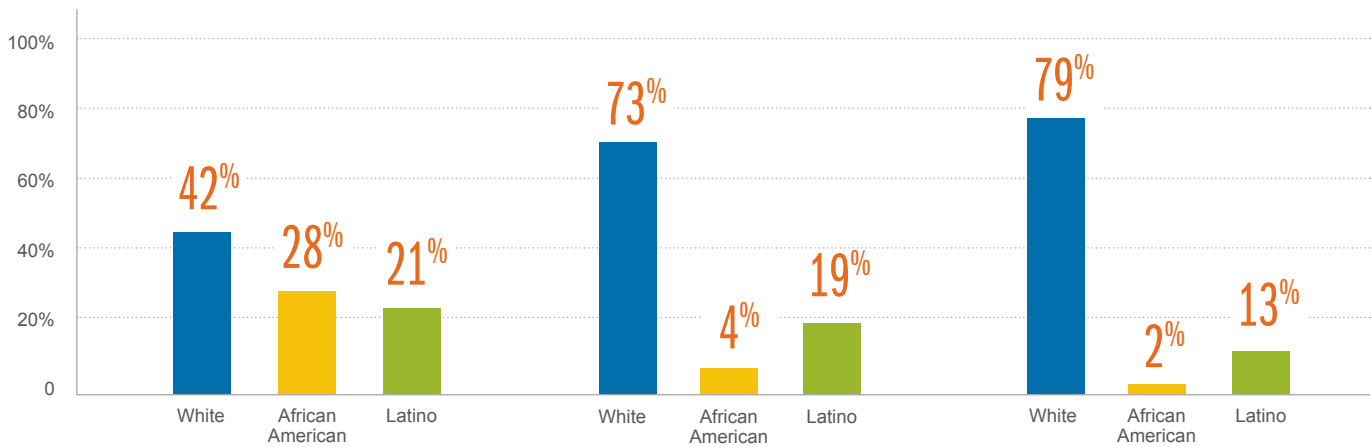
627 or 31%

of Wyoming's foster care population is ages 14+

United States Foster Care Population

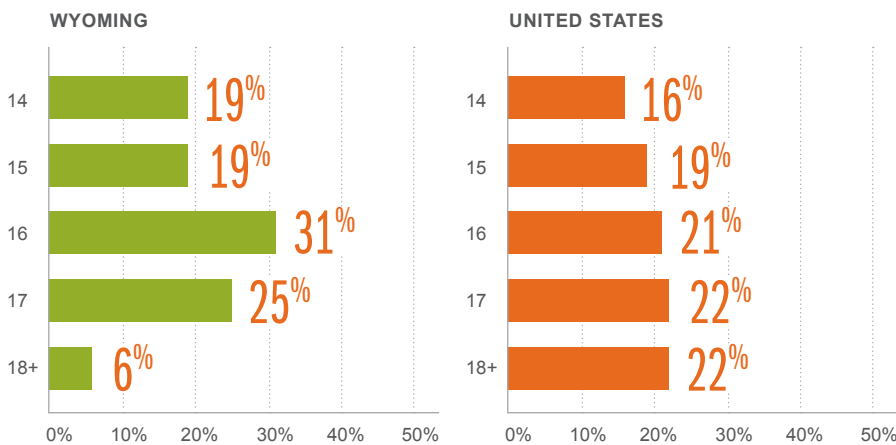
Wyoming Foster Care Population

Wyoming General Population

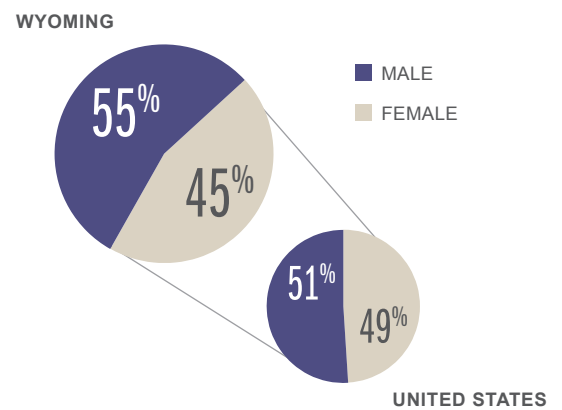


Above charts are based on the three largest racial and ethnic groups in this state for foster care. For additional data, please visit the KIDS COUNT Data Center, <http://datacenter.kidscount.org>.

Youth in Foster Care by Age



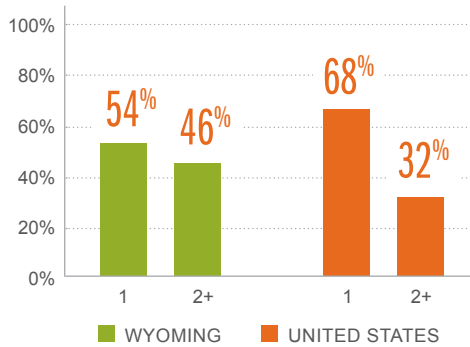
Youth in Foster Care by Sex*



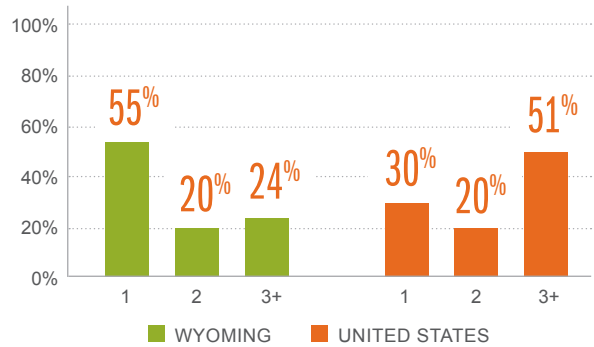
* Sex is based on gender at birth.

In addition to the trauma of abuse or neglect that resulted in being removed from their homes and placed in the foster care system, experiences while in foster care — including frequent moves — can lead to worse outcomes for youth. Looking at these indicators helps us understand how youth with foster care experience in Wyoming are faring and provides insight into the changes needed to improve the lives of these young people.

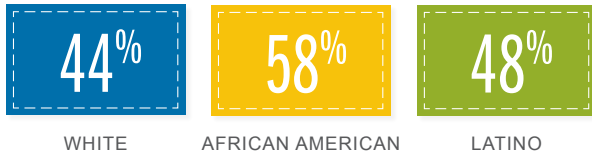
Episodes in the Foster Care System



Number of Placements During Most Recent Foster Care Episode



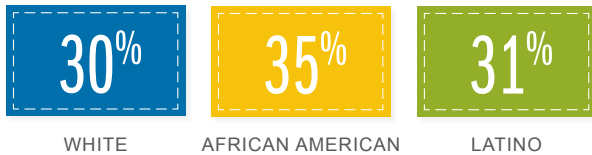
WYOMING 2+ Foster Care Episodes



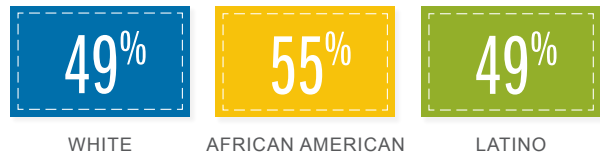
WYOMING 3+ Foster Care Placements



UNITED STATES 2+ Foster Care Episodes



UNITED STATES 3+ Foster Care Placements



The percentage of young people in each racial and ethnic group who have experienced multiple foster care episodes and placements.

Time in Foster Care by Exit Outcome or Type

	WYOMING	UNITED STATES
PERMANENCY	8 months	13 months
EMANCIPATION	33 months	34 months
OTHER	4 months	17 months

Placement Type

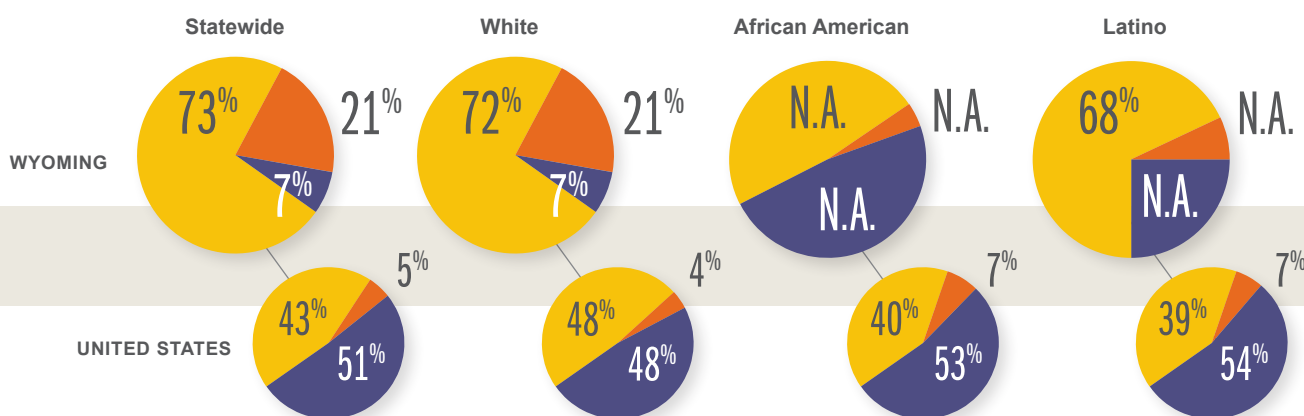
■ WYOMING ■ UNITED STATES



Reasons for Leaving Foster Care

Lingering in foster care, experiencing unstable placement settings while in foster care and leaving foster care without a permanent, legal connection to family are important indicators of how youth in Wyoming are faring.

■ PERMANENCE ■ EMANCIPATION/ AGE-OUT (NON-PERMANENCY) ■ OTHER



Due to rounding some charts may not equal 100%


Percentage of Youth Who Emancipated by Race – Wyoming



Number of Young People in Care on Their 18th and 19th Birthdays

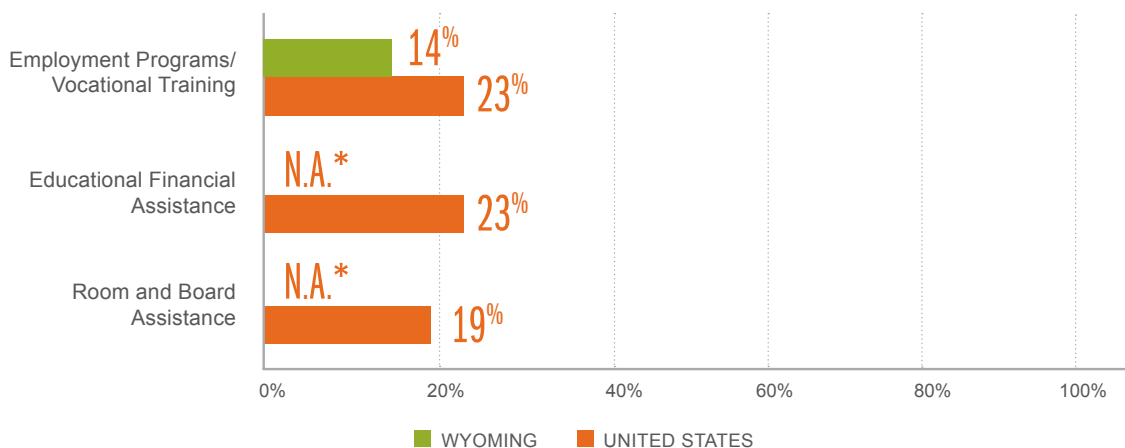
	18TH	19TH		18TH	19TH
WYOMING	37	N.A.		24,797	6,489
UNITED STATES					

Percentage Still in Care on Their 19th Birthday

	WHITE	AFRICAN AMERICAN	LATINO		WHITE	AFRICAN AMERICAN	LATINO
WYOMING	N.A.	0	N.A.		17%	29%	37%
UNITED STATES							

Services

Transition services, such as vocational training and housing assistance, are designed to help young people with foster care experience transition to adulthood. Participation in federally funded transition services provides a window into how well young people are being equipped for employment, education and housing.



* Cannot publish due to a sample size under 10 young people.

Young Adult Outcomes by Age 21

Research shows that young adults who experienced foster care have worse outcomes than their peers in the general population across a variety of spectrums — from education to employment to housing to early parenthood. Examining data on these outcomes in Wyoming is important as we strive to improve the practices, programs and policies that help ensure these young people have the relationships, resources and opportunities they need for well-being and success.

