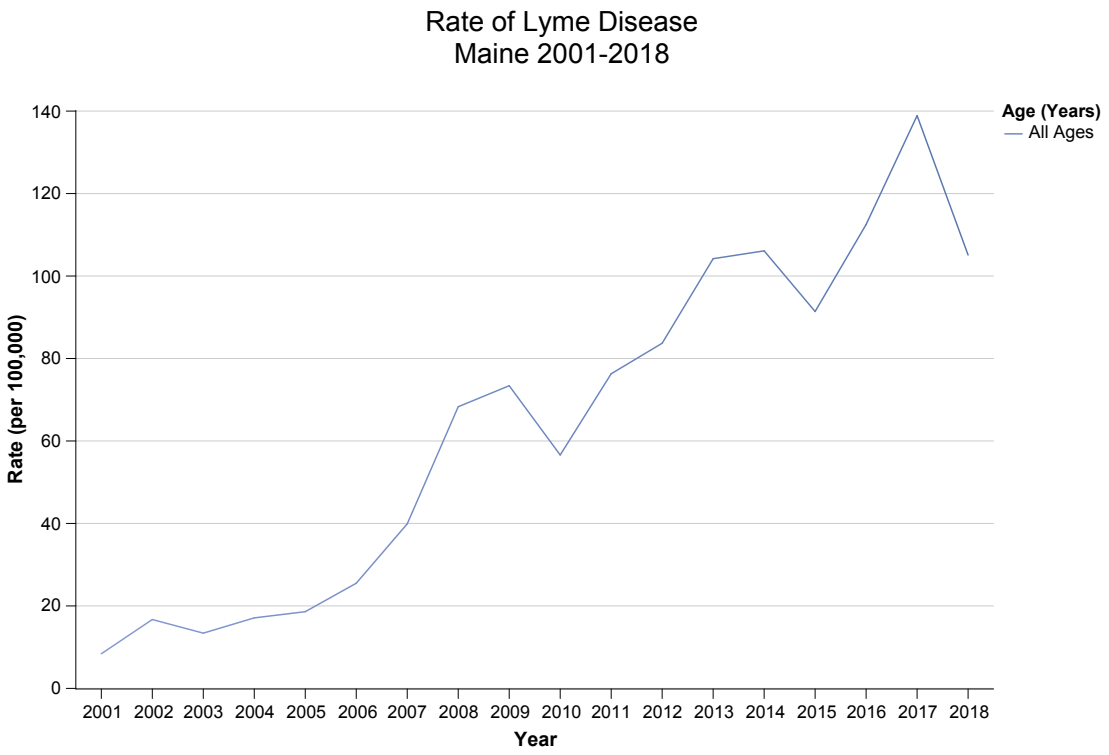

About this chart

This chart shows the incidence rate (per 100,000 people) of confirmed and probable cases of Lyme disease in the population. Beginning in 2008, the case definition was expanded to include the classification of probable cases. Maine CDC's Infectious Disease Program obtained these data through notifiable conditions surveillance based upon reports from healthcare providers, laboratories, and other healthcare partners.

Source of these data

Maine CDC's Infectious Disease Program collected and analyzed the data. Maine CDC used population data from the U.S. Census Bureau to calculate state and county rates of tickborne disease. Maine CDC used population data from the Maine Office of Data, Research, and Vital Statistics (ODRVS) to calculate town-level rates of tickborne disease. The Maine Environmental Public Health Tracking Program prepared the data display. Data updated: 05/2019. Display updated: 05/2019.

Generated at 1:43:23 PM on Dec 19, 2019 (ET)

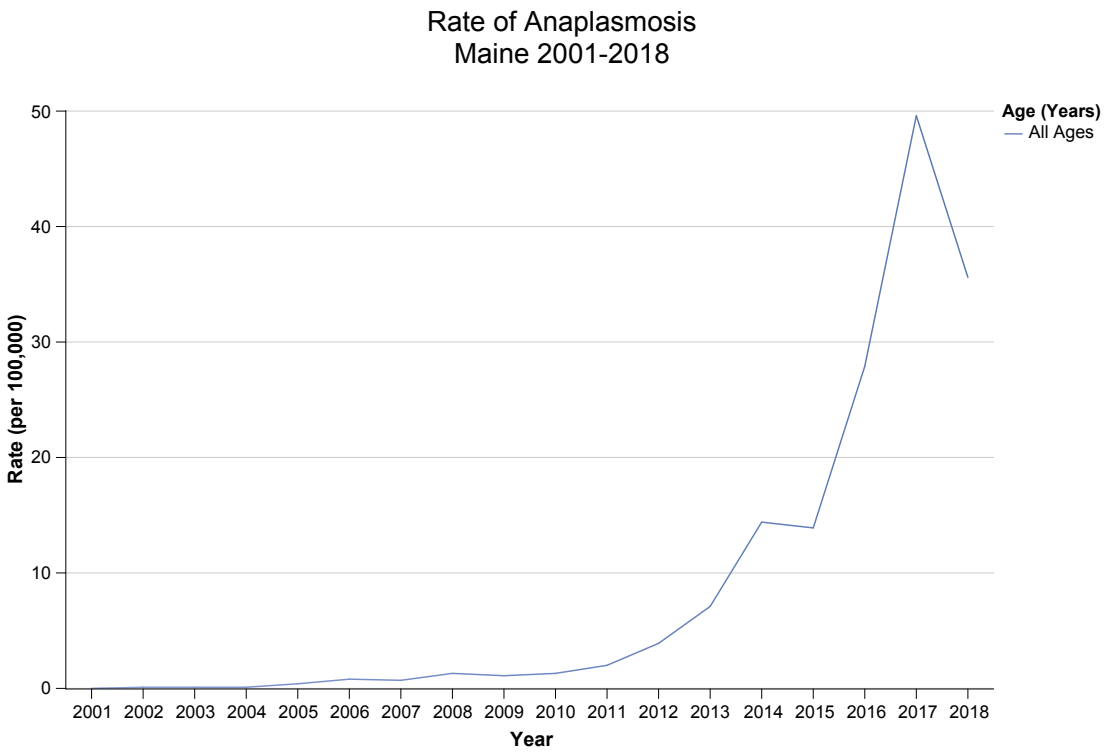

About this chart

This chart shows the incidence rate (per 100,000 people) of confirmed and probable cases of anaplasmosis in the population. Maine CDC's Infectious Disease Program obtained these data through notifiable conditions surveillance based upon reports from healthcare providers, laboratories, and other healthcare partners.

Source of these data

Maine CDC's Infectious Disease Program collected and analyzed the data. Maine CDC used population data from the U.S. Census Bureau to calculate state and county rates of tickborne disease. Maine CDC used population data from the Maine Office of Data, Research, and Vital Statistics (ODRVS) to calculate town-level rates of tickborne disease. The Maine Environmental Public Health Tracking Program prepared the data display. Data updated: 05/2019. Display updated: 05/2019.

Generated at 1:43:09 PM on Dec 19, 2019 (ET)

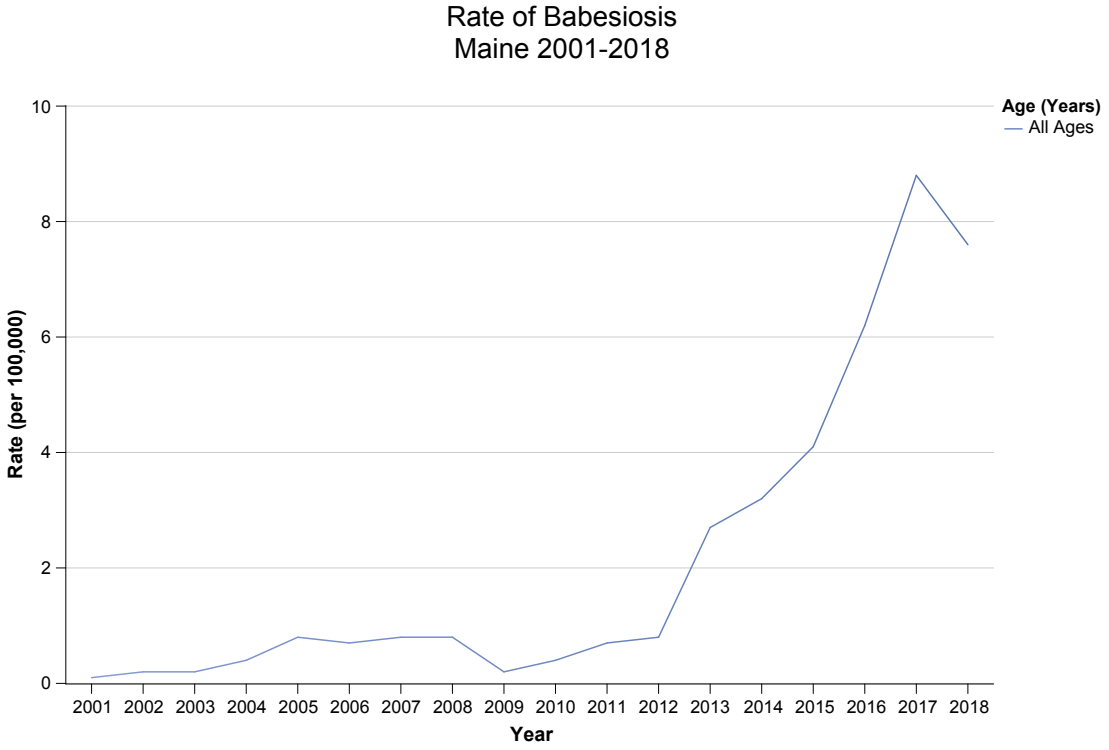

About this chart

This chart shows the incidence rate (per 100,000 people) of confirmed and probable cases of babesiosis in the population. Maine CDC's Infectious Disease Program obtained these data through notifiable conditions surveillance based upon reports from healthcare providers, laboratories, and other healthcare partners.

Source of these data

Maine CDC's Infectious Disease Program collected and analyzed the data. Maine CDC used population data from the U.S. Census Bureau to calculate state and county rates of tickborne disease. Maine CDC used population data from the Maine Office of Data, Research, and Vital Statistics (ODRVS) to calculate town-level rates of tickborne disease. The Maine Environmental Public Health Tracking Program prepared the data display. Data updated: 05/2019. Display updated: 05/2019.

Generated at 1:42:53 PM on Dec 19, 2019 (ET)