

# COVID-19 Weekly Report

Oregon's Weekly Surveillance Summary  
Novel Coronavirus (COVID-19)



Oregon Public Health Division

Published July 15, 2020

## Background

COVID-19 Weekly Report data will be finalized every Sunday at 11 p.m. PDT, and the report will be published on Wednesday. **Please note that the data reported here are continually being updated. For daily up-to-date information visit the [OHA COVID-19 web page](#).**

As of 11 p.m. Sunday, July 12, there have been 12,438 cases of COVID-19 reported to the Oregon Health Authority. Of these cases, 643 (5.2%) are presumptive cases—i.e., people without a confirmatory laboratory test who have COVID-19-like symptoms and had close contact with a confirmed case. Though not confirmed by a laboratory test, presumptive cases have a high likelihood of having COVID-19 because of the specific nature of the symptoms and known exposure. Presumptive cases are encouraged to seek testing to confirm that they do have COVID-19. Presumptive cases who test positive are recategorized as confirmed cases.

These data represent a snapshot of COVID-19 risk factors and clinical and demographic characteristics, and include data on cases with pending investigations. Not all cases have been interviewed at the time of this report. The data shown in this report come from Oregon's electronic disease surveillance system for reportable diseases.

During the week of July 6–July 12, 32,736 people were tested for COVID-19 in Oregon, and 6.2% of them had a positive result. Not all positive tests represent new cases; some are from specimens collected from people who had already been counted as presumptive cases. The number includes tests done at all locations, including commercial non-hospital-based laboratories, hospital laboratories and Oregon State Public Health Laboratory.

## Weekly Report Summary

The recent COVID-19 resurgence accelerated during the week from Monday, July 6, through Sunday, July 12. OHA recorded 2,043 new cases of COVID-19 infection, a 7% increase from the previous week. In addition, 22 Oregonians were reported to have died, twice the number that died the preceding week. Statewide, cumulative reported COVID-19 cases have reached 12,438 (29.4 cases per 10,000 Oregonians), and 237 Oregonians (0.6 deaths per 10,000 Oregonians) are known to have died with COVID-19 since the beginning of the outbreak. Recent data on mortality in Oregon, including deaths related to COVID-19, are available at <https://public.tableau.com/profile/oha.center.for.health.statistics#!/>.

The percentage of tests positive increased to 6.2% from 5.0%. The daily number of newly reported infections appears to have plateaued for the first time since late May. [Hospitalizations](#) also plateaued after increasing for the five consecutive weeks and remain below earlier peaks in March and April despite reported daily case counts approximately three times as high. These circumstances are probably due principally to 1) detection and reporting of a higher proportion of all infections that occur (more widespread testing; testing of asymptomatic contacts of known cases); and 2) actual increases in underlying rates of infection among younger people who are at lower risk of hospitalization than are those in older age groups (Figure 5). [ICU bed usage](#) remains well under capacity statewide.

Large outbreaks (Table 7) have contributed a diminishing proportion of recent cases, and sporadic cases have increased (Figure 1), consistent with diffuse community spread. Though not definitive, a diminishing proportion of cases that are linked to outbreaks, cluster and household spread, is consistent with increasingly timely and effective isolation and quarantine messages from public health investigators and tracers. Again this week slightly fewer than 95% of cases identified on most recent days were [contacted by local public health staff within 24 hours](#), suggesting that more investigatory resources are needed.

\* Does not include antibody (serology) tests.

Data are provisional and subject to change.

Page 1 of 27

# COVID-19 Weekly Report

Oregon's Weekly Surveillance Summary  
Novel Coronavirus (COVID-19)



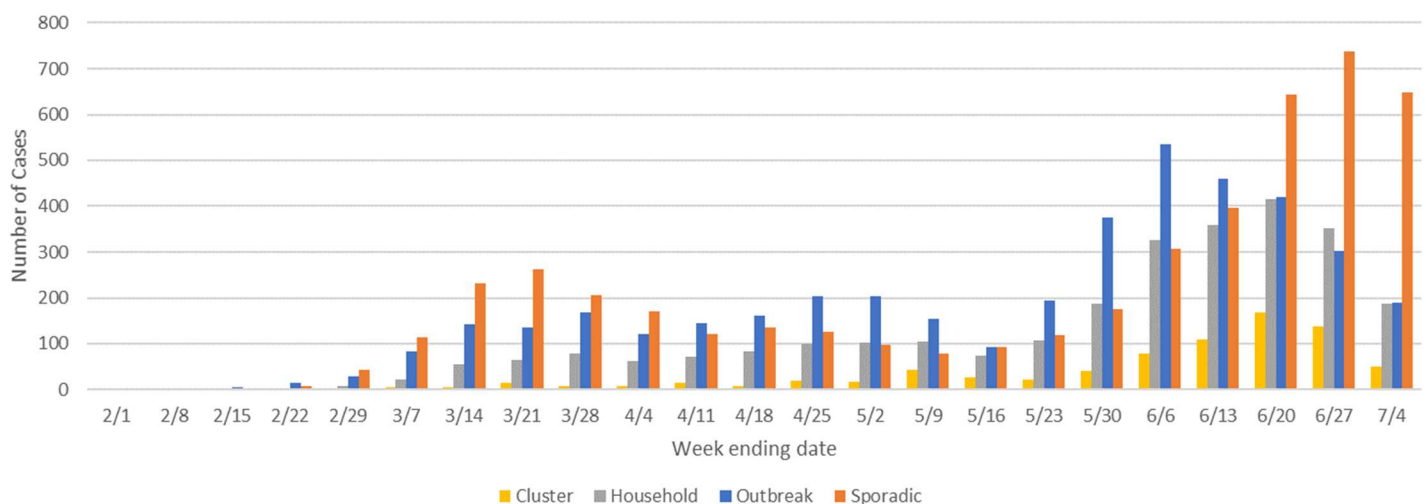
Oregon Public Health Division

Published July 15, 2020

## Clinical Characteristics, Risk Factors and Demographic Characteristics

Figure 1 shows the number of cases reported by week of onset and epidemiologic link. Figure 2 provides information on signs and symptoms from all COVID-19 cases. Of 12,438 cases, 9,465 (76.1%) reported having signs and symptoms of COVID-19. The most commonly reported symptoms are cough (n=6,598, 53.0%) and headache (n=5,842, 47.0%). Figure 3 provides information on risk factors from all COVID-19 cases. The most common risk factors are having contact with a known COVID-19 case prior to symptom onset (n=8,209, 66.0%) and having underlying medical conditions (n=5,890, 47.4%). Note that a person may report more than one sign/symptom or risk factor.

Figure 1. Epidemiologic link of COVID-19 cases by week of onset



Where displayed by week in this report, case data are categorized by week of reported symptom onset, not by date of case report. This results in reduced numbers in the most recent week or more due to reporting lags.

### Epidemiologic link designations

Sporadic: Cases who do not have known exposure to another case or outbreak.

Outbreak: Cases who have a shared, defined exposure with at least one other case. For example, a defined exposure could be an event, a workplace, a congregate facility, etc.

Cluster: Cases who had contact with another case, but the exposure is not well defined. For example, cases from two households who interacted many times prior to illness onset.

Household: Cases who were exposed to another case in their household.

Due to the lag between case reporting and case investigation, the proportion of cases categorized as sporadic is high in the most recent week or more; some of these cases will be recategorized after investigation is completed.

# COVID-19 Weekly Report

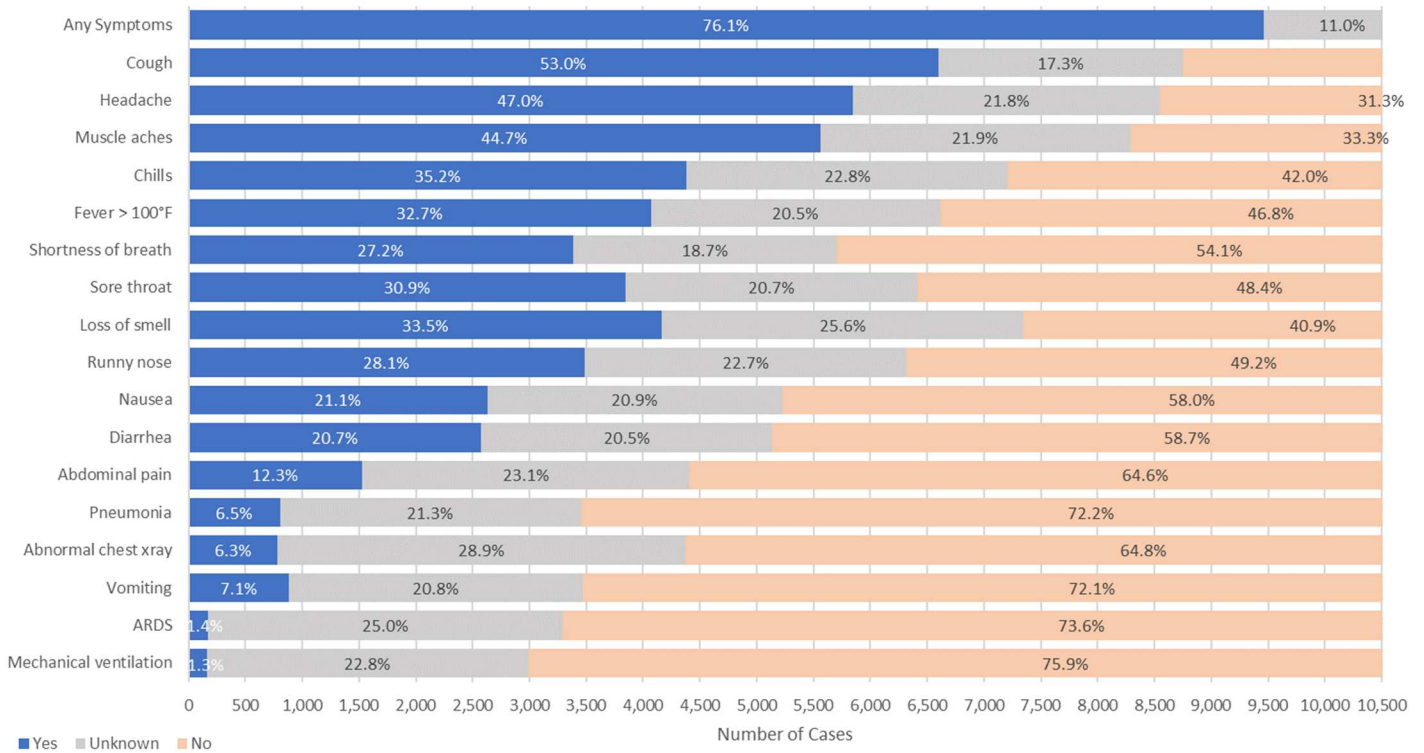
Oregon's Weekly Surveillance Summary  
Novel Coronavirus (COVID-19)



Oregon Public Health Division

Published July 15, 2020

Figure 2. Reported signs and symptoms for all confirmed COVID-19 cases (n=12,438)



# COVID-19 Weekly Report

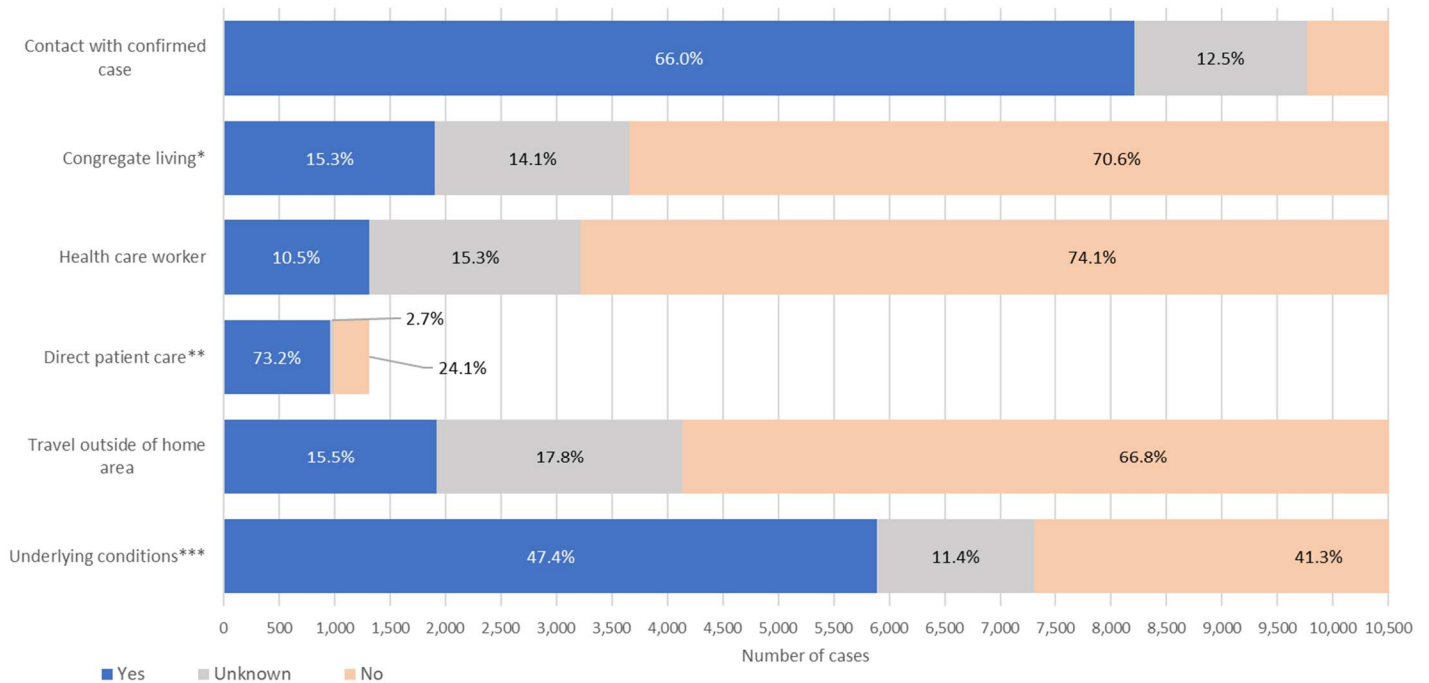
Oregon's Weekly Surveillance Summary  
Novel Coronavirus (COVID-19)



Oregon Public Health Division

Published July 15, 2020

Figure 3. Reported risk factors from all COVID-19 cases (n= 12,438)



\*Congregate living situations include, but are not limited to, long-term care facilities, group homes, prisons, and shelters. Data include people with confirmed cases who live or work in congregate living situations.

\*\*Direct patient care is only asked if a case is a healthcare worker or volunteer. The denominator is the number of healthcare workers or volunteers.

\*\*\*Underlying medical conditions include cardiovascular disease, chronic liver disease, chronic lung disease, chronic renal disease, current or former smoker, diabetes mellitus, immunocompromised condition, neurologic and neurodevelopmental conditions, obesity, or other chronic diseases.

The following tables show the demographic characteristics for all COVID-19 cases. Tables 1 and 2 show case counts and severity by demographic categories. Figures 4 and 5 show the case demographic distribution by week of onset. Tables 3 and 4 show race and ethnicity, respectively. Figures 6 and 7 show race and ethnicity by week of onset, respectively.

Table 1. Severity and rates of COVID-19 by sex (n=12,438)

Sex	Cases	% of total cases	Cases per 10,000 <sup>a</sup>	Hospitalized	% Hospitalized	Deaths	Case fatality
Male	5,986	48.1%	27.8	654	10.9%	132	2.2%
Female	6,424	51.6%	29.9	579	9.0%	105	1.6%
Non-Binary	2	0%	n/a	0	0.0%	0	0%
Not available	26	0%	n/a	1	3.8%	0	0%
Total	12,438	100.0%	29.4	1,234	9.9%	237	1.9%

<sup>a</sup>Population data were compiled from the 2019 Annual Oregon Population Report, which is produced by the Population Research Center, Portland State University

# COVID-19 Weekly Report

Oregon's Weekly Surveillance Summary  
Novel Coronavirus (COVID-19)



Oregon Public Health Division

Published July 15, 2020

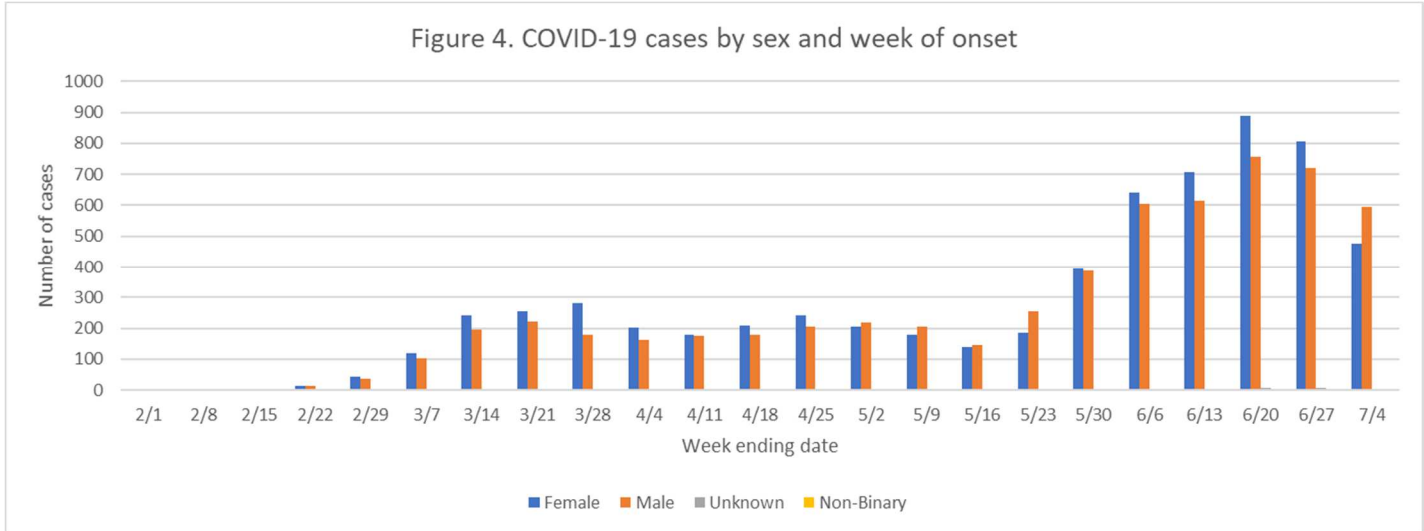


Table 2. Severity and rates of COVID-19 by age group (n=12,438)

Age group	Cases	% of total cases	Cases per 10,000 <sup>a</sup>	Hospitalized	% Hospitalized	Deaths	Case fatality
0-9	491	3.9%	10.2	10	2.0%	0	0%
10-19	1,089	8.8%	21.9	11	1.0%	0	0%
20-29	2,613	21.0%	47.1	71	2.7%	0	0%
30-39	2,202	17.7%	38.0	98	4.5%	2	0%
40-49	2,076	16.7%	38.2	157	7.6%	3	0.1%
50-59	1,665	13.4%	31.1	206	12.4%	12	0.7%
60-69	1,118	9.0%	20.7	254	22.7%	45	4.0%
70-79	698	5.6%	20.5	245	35.1%	64	9.2%
80+	471	3.8%	28.1	182	38.6%	111	23.6%
Unknown	15	0.1%	-	0	-	0	0.0%
<b>Total</b>	<b>12,438</b>	<b>100.0%</b>	<b>29.4</b>	<b>1,234</b>	<b>9.9%</b>	<b>237</b>	<b>1.9%</b>

<sup>a</sup>Population data were compiled from the 2019 Annual Oregon Population Report, which is produced by the Population Research Center, Portland State University

# COVID-19 Weekly Report

Oregon's Weekly Surveillance Summary  
Novel Coronavirus (COVID-19)



Oregon Public Health Division

Published July 15, 2020

Figure 5. COVID-19 cases by age group and week of onset

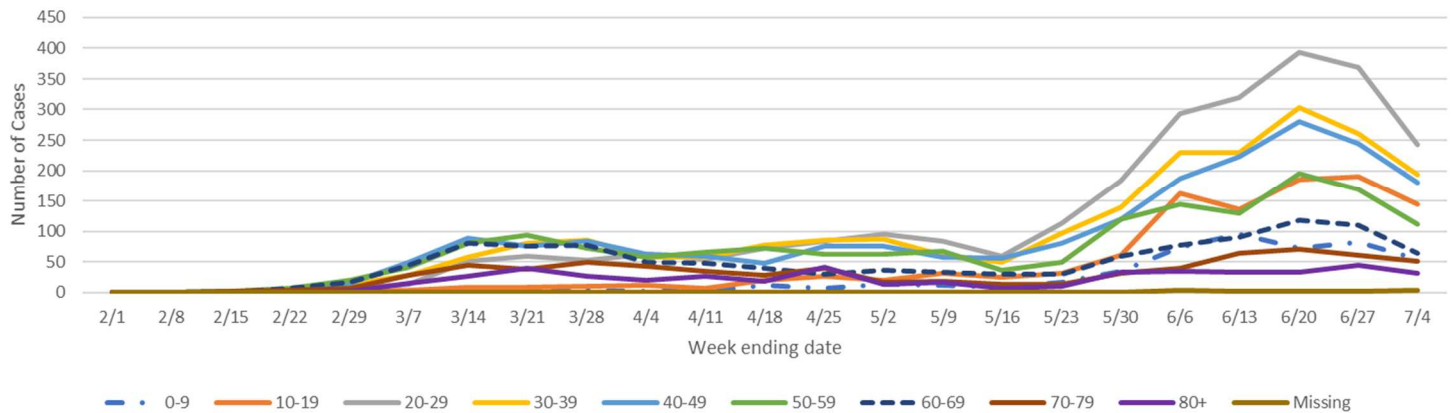


Table 3. Severity and rates of COVID-19 by race<sup>a</sup> (n=12,438)

Race	Cases	% of total cases	Cases per 10,000 <sup>b</sup>	Hospitalized	% Hospitalized	Deaths	Case fatality
White	5,183	41.7%	14.5	687	13.3%	174	3.4%
Black	523	4.2%	64.8	58	11.1%	6	1.1%
Asian	429	3.4%	23.7	56	13.1%	9	2.1%
American Indian/Alaska Native	275	2.2%	56.4	23	8.4%	3	1.1%
Pacific Islander	335	2.7%	201.7	51	15.2%	6	1.8%
Other	3,950	31.8%	n/a	279	7.1%	19	0.5%
>1 race	311	2.5%	15.5	21	6.8%	2	0.6%
Not available	1,432	11.5%	n/a	59	4.1%	18	1.3%
<b>Total</b>	<b>12,438</b>	<b>100.0%</b>	<b>29.4</b>	<b>1,234</b>	<b>9.9%</b>	<b>237</b>	<b>1.9%</b>

<sup>a</sup>During the case investigation, people are asked to self-report their race, ethnicity, tribal affiliation, country of origin, or ancestry.

<sup>b</sup>National Center for Health Statistics (NCHS). Estimates of the resident population of the U.S. by year, county, age, bridged race, Hispanic origin, and sex (Vintage 2018). 2) Census Bureau Population Estimates: U.S. Census bureau, Population Division, Annual Estimates of the Resident Population by Age, Sex, Race, and Hispanic Origin for counties (Vintage 2018)

<sup>c</sup>3,171 (98%) of the 3,243 persons who identify as "Other" race also self-identify as Hispanic or Latino.



# COVID-19 Weekly Report

Oregon's Weekly Surveillance Summary  
Novel Coronavirus (COVID-19)



Oregon Public Health Division

Published July 15, 2020

Figure 6. COVID-19 cases by race and week of onset

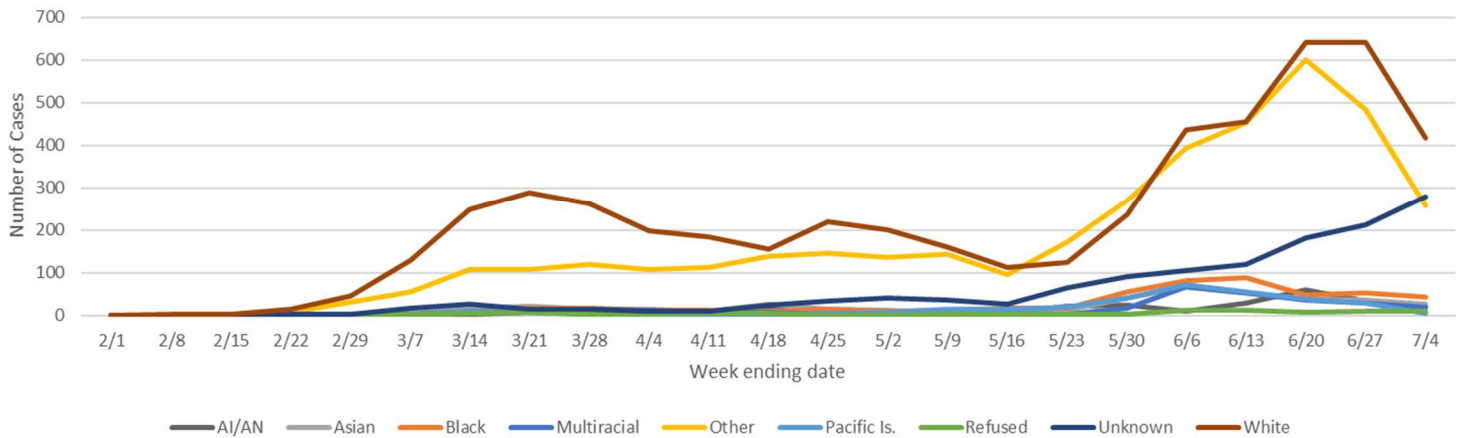
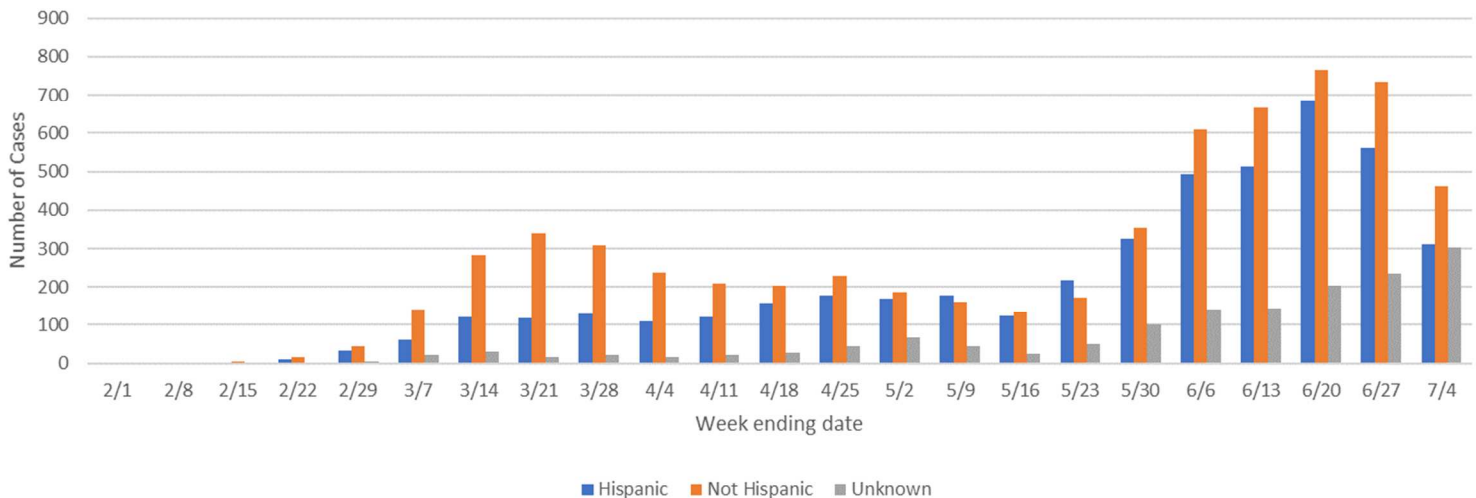


Table 4. Severity and rates of COVID-19 by ethnicity (n=12,438)

Ethnicity	Case count	% of total cases	Cases per 10,000 <sup>a</sup>	Hospitalized	% Hospitalized	Deaths	Case fatality
Hispanic	4,631	37.2%	85.2	322	7.0%	30	0.6%
Non-Hispanic	6,270	50.4%	17.0	827	13.2%	185	3.0%
Not available	1,537	12.4%	n/a	85	5.5%	22	1.4%
<b>Total</b>	<b>12,438</b>	<b>100.0%</b>	<b>29.4</b>	<b>1,234</b>	<b>9.9%</b>	<b>237</b>	<b>1.9%</b>

<sup>a</sup>National Center for Health Statistics (NCHS). Estimates of the resident population of the US by year, county, age, bridged race, Hispanic origin, and sex (Vintage 2018). 2) Census Bureau Population Estimates: U.S. Census bureau, Population Division, Annual Estimates of the Resident Population by Age, Sex, Race, and Hispanic Origin for counties (Vintage 2018)

Figure 7. COVID-19 cases by ethnicity and week of onset



# COVID-19 Weekly Report

Oregon's Weekly Surveillance Summary  
Novel Coronavirus (COVID-19)



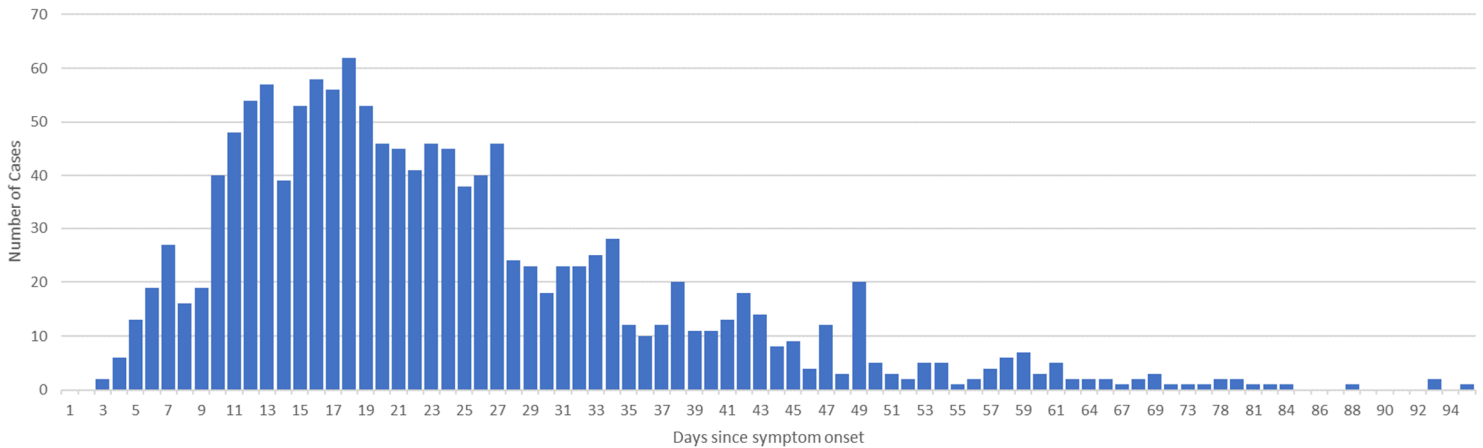
Oregon Public Health Division

Published July 15, 2020

## Recovery

OHA staff periodically call people with reported COVID-19 who experienced fever, cough, shortness of breath or diarrhea and were initially interviewed before May 1, when OHA changed its definition of recovery, to inquire about resolution of symptoms. This group includes 1,885\* people who were all diagnosed before mid-April and have not succumbed to their illness. Among these, 1,653 (87.3%) are considered to have recovered, and a recovery date is available for 1,384 people; their time to recovery is depicted in Figure 8. Of these 1,885 people, 40 (2.1%), have not yet recovered; and recovery status is not yet available for 192 (10.2%). People are assumed to have recovered three days after resolution of all symptoms. The median time to recovery among non-hospitalized symptomatic cases is 20 days (interquartile range: 15–29 days); among symptomatic cases who were hospitalized it is 26 days (interquartile range: 18–37 days).

Figure 8. Time to recovery\* among symptomatic people\*\* with confirmed COVID-19 (n=1,384)



\*Three days after reported resolution of diarrhea, cough, shortness of breath and fever.

\*\* Includes cases who were interviewed about their date of recovery before a change in recovery definition on May 1



# COVID-19 Weekly Report

Oregon's Weekly Surveillance Summary  
Novel Coronavirus (COVID-19)



Oregon Public Health Division

Published July 15, 2020

## Weekly Care Facility, Senior Living Communities and Congregate Living Settings Report

OHA is publishing data on cases and deaths in care facilities, senior living communities, and congregate living settings that have three or more confirmed COVID-19 cases or one or more deaths (Table 5). Facilities with outbreaks that are considered resolved are moved to the closed outbreak list (Table 6). An outbreak is considered resolved if no new cases are identified for 28 days after the last case onset. This list does not include correctional facilities.

In addition to the facilities listed, OHA is aware of ten congregate settings of five or fewer beds that have three or more confirmed COVID-19 cases or one or more deaths. Because foster homes typically have relatively few residents, OHA follows the Oregon Department of Human Services practice in not naming these locations to protect patient privacy.

To date, there has been one death of a staff person who worked in a congregate care setting from COVID-19. To protect patient privacy, OHA does not report employee deaths by workplace or other potentially identifying information. Similar information will be released in the future in weekly reports only if OHA determines that such information, in addition to other information it releases, and information released by other agencies, like the Centers for Medicaid and Medicare, cannot be used to identify an individual.

**Table 5. Active outbreaks in care facilities, senior living communities and congregate living settings with three or more confirmed COVID-19 cases or one or more COVID-19 related deaths (n=36)**

Facility name	County	First reported	Total cases <sup>a</sup>	Total deaths <sup>a</sup>
Boone Ridge Senior Living	Marion	5/31/2020	6	1
The Springs at Willow Creek	Marion	6/2/2020	22	4
Regent Court Memory Care	Benton	6/2/2020	8	1
Marquis Hope Village	Clackamas	6/4/2020	112	11
Brookdale River Valley	Clackamas	6/3/2020	9	0
Brookstone Alzheimer's Care Center	Marion	6/8/2020	65	13
Springs at Carmen Oaks	Clackamas	6/8/2020	29	0
Avamere Court at Kaiser	Marion	6/9/2020	2	1
Tree Lane Group Home	Marion	6/11/2020	4	0
Center Street House: Northwest Community Alliance	Multnomah	6/12/2020	4	1
Green Valley Rehab	Lane	6/12/2020	3	0
Mcloughlin Place	Clackamas	6/12/2020	28	1
New Day Enterprises	Union	6/13/2020	9	0
Marquis Oregon City	Clackamas	6/14/2020	23	1
Pacific Garden Memory Care Unit	Multnomah	6/15/2020	3	0
Avamere Rehabilitation of Newport	Lincoln	6/15/2020	43	5
Glenn Martija Adult Care Home	Multnomah	6/16/2020	6	0
Arcadia Senior Living	Multnomah	6/16/2020	6	0
Hidden Lakes Independent Living	Marion	6/18/2020	3	1
Pacifica Senior Living Portland	Multnomah	6/18/2020	17	1
Hidden Lakes Independent Living	Marion	6/18/2020	4	1

Data are provisional and subject to change.

Page 9 of 27

# COVID-19 Weekly Report

Oregon's Weekly Surveillance Summary  
Novel Coronavirus (COVID-19)



Oregon Public Health Division

Published July 15, 2020

Grand Ronde Retirement Residence	Union	6/21/2020	5	0
Rise Group Home	Union	6/22/2020	12	0
Avamere Rehabilitation of Clackamas	Clackamas	6/23/2020	3	0
Farmington Square Salem Assisted Living	Marion	6/23/2020	15	1
Oswego Place by Bonaventure	Clackamas	6/22/2020	19	0
The Pearl at Kruze Way	Clackamas	6/23/2020	7	0
Brookdale Assisted Living	Malheur	6/25/2020	32	1
Hillside Independent Living	Yamhill	6/30/2020	5	0
Providence ElderPlace Glendoveer	Multnomah	6/30/2020	3	0
Somerset Lodge	Clackamas	7/3/2020	5	0
Monterey Court	Clackamas	7/7/2020	5	0
Avamere River Park	Lane	7/9/2020	3	0
Marquis Mt. Tabor Post Acute Rehab	Multnomah	7/9/2020	4	0
Beaverton Lodge	Washington	7/10/2020	4	0
Total			528	44

<sup>a</sup>Case and death counts include all cases and deaths associated with the outbreak (e.g., staff, residents, close contacts)

**Table 6. Resolved outbreaks in care facilities, senior living communities and congregate living settings with three or more confirmed COVID-19 cases or one or more COVID-19 related death (n=36)**

Facility name	County	First reported	Total cases <sup>a</sup>	Total deaths <sup>a</sup>
Oregon Veterans' Home Lebanon	Linn	3/11/2020	38	8
The Oaks at Sherwood Park	Marion	3/20/2020	14	1
Regency Park	Washington	3/21/2020	16	1
Astor House Senior Living	Yamhill	3/22/2020	15	7
Healthcare at Foster Creek	Multnomah	3/24/2020	120	34
Oregon Veterans' Home The Dalles	Wasco	3/26/2020	3	0
Raleigh Hills Senior Care	Washington	3/27/2020	1	1
Corvallis Manor	Benton	3/27/2020	19	3
Salem Transitional Care	Marion	3/27/2020	26	3
Shelter at Orenco Station	Washington	3/30/2020	4	0
Laurelhurst Village	Multnomah	3/30/2020	51	5
Marquis Marian Estates	Marion	3/30/2020	16	1
Village Health Care	Multnomah	4/1/2020	40	5
Avamere at Bethany	Washington	4/1/2020	12	1
Bonaventure	Washington	4/1/2020	1	1
Four Seasons Memory Care	Marion	4/2/2020	4	1
Jason Lee Manor Apartments	Marion	4/10/2020	2	1

Data are provisional and subject to change.

# COVID-19 Weekly Report

Oregon's Weekly Surveillance Summary  
Novel Coronavirus (COVID-19)



Oregon Public Health Division

Published July 15, 2020

Avamere Court at Keizer	Marion	4/11/2020	7	1
Powell Valley Memory Care	Multnomah	4/13/2020	9	1
Country Meadows Village	Marion	4/13/2020	7	1
Cornerstone Care Options	Multnomah	4/16/2020	16	0
The Grove Assisted Living	Washington	4/17/2020	3	2
Countryside Living of Canby	Clackamas	4/19/2020	13	2
St. Andrews Memory Care	Multnomah	4/21/2020	3	0
Cherrywood Village	Multnomah	4/23/2020	6	1
Turner Residential Care	Marion	4/23/2020	1	1
Providence Benedictine	Marion	4/27/2020	6	0
Prestige Senior Living Orchard Heights	Polk	4/30/2020	55	11
Prestige Senior Living Riverwood	Washington	5/2/2020	11	1
Jennings - McCall Center	Washington	5/4/2020	9	1
Parkview Christian Assisted Living	Multnomah	5/4/2020	9	1
Odd Fellows Home	Multnomah	5/4/2020	9	1
Prestige Post Acute Care and Rehabilitation-Milwaukie	Clackamas	5/9/2020	11	2
Avamere Park Place	Washington	5/26/2020	6	0
High Lookee Lodge	Jefferson	5/26/2020	15	0
Bethesda Lutheran Communities	Washington	5/28/2020	3	0
Regent Court Memory Care	Benton	6/3/2020	8	1
Brookdale River Valley - Tualatin	Clackamas	6/3/2020	9	0
Arlids House Shangri La	Marion	6/6/2020	3	1
Shoreline Dr. Group Home	Marion	6/11/2020	9	1
Total			610	102

<sup>a</sup>Case and death counts include all cases and deaths associated with the outbreak (e.g., staff, residents, close contacts)

# COVID-19 Weekly Report

Oregon's Weekly Surveillance Summary  
Novel Coronavirus (COVID-19)



Oregon Public Health Division

Published July 15, 2020

## Weekly Workplace Outbreak Report

OHA is publishing data on cases in workplace outbreaks. Given a cluster of cases in space and time, within plausible incubation periods for the pathogen, OHA epidemiologists will consider cases to be related—i.e., part of a workplace outbreak—unless a more likely alternative source for acquisition is identified. Any suspected workplace outbreak is required to be reported to the local public health authority (see OAR 333-018-015). Local health department and tribal partners investigate to identify workplace outbreaks. This list of outbreaks will be updated as investigations continue, and we learn about epidemiologic links between cases. This list may not reflect all the workplace outbreaks in Oregon.

To protect privacy, OHA is only reporting workplace outbreaks with five or more cases and only for workplaces with at least 30 employees. If more than 50% of the employees are COVID-19 cases, specific case numbers will not be reported. Case counts include all persons linked to the outbreak, which may include household members and other close contacts. The list below includes active workplace outbreaks (Table 7), meaning that there has been a case within the past 28 days. Outbreaks that are resolved will be moved to a separate table of resolved outbreaks (Table 8).

The presence of correctional facilities and food packing and agricultural worksites on this list highlights the challenges of controlling COVID-19 in settings where people must work or live in proximity. People of color are overrepresented in agricultural and correctional settings, contributing to the higher rates of COVID-19 observed in these groups. OHA publishes these data in response to public request, but with some concern that workers or staff members at these workplaces might be subject to discrimination.

State and local public health officials work intensively with staff at workplaces where outbreaks are identified to isolate sick workers, test and quarantine those who have been exposed and implement workplace changes to reduce risk of transmission. Unless otherwise noted, public health officials have determined that these workplaces, their employees and their products do not pose significant risk to the public. Employees of a business with a workplace outbreak should never be subjected to discrimination or excluded from patronizing other businesses. In fact, discriminating against employees or avoiding products might jeopardize the economic viability of essential local businesses.

Employers can support their employees with policies that ensure that ill workers are not in the workplace and are not penalized for taking sick leave. Employers should ensure that workers are aware of and understand these policies.

Eight COVID-19 deaths have been associated with the workplace outbreaks below. To protect patient privacy, OHA does not report employee deaths by workplace.

**Table 7. Active Workplace outbreaks with five or more confirmed COVID-19 cases (n=46)**

Workplace	Address	County <sup>a</sup>	Investigation start date	Most recent onset	Total cases
Oregon State Penitentiary	2605 State St, Salem, OR 97310	Marion	4/2/2020	6/30/2020	184
Pacific Seafood	213 SW Bay Blvd, Newport, OR 97365	Lincoln	6/2/2020	6/30/2020	181
Lamb Weston	78153 Westland Road, Hermiston, OR 97838	Umatilla	6/16/2020	7/6/2020	142
Snake River Correctional Institution	777 Stanton Blvd, Ontario, OR 97914	Malheur	6/24/2020	7/8/2020	117
Bob's Red Mill	5000 SE International Way, Milwaukie, OR 97222	Clackamas	5/27/2020	6/24/2020	61

Data are provisional and subject to change.

Page 12 of 27

# COVID-19 Weekly Report

Oregon's Weekly Surveillance Summary  
Novel Coronavirus (COVID-19)



Oregon Public Health Division

Published July 15, 2020

Columbia River Processing (TCCA)	79588 Rippe Rd, Boardman, OR 97013	Morrow	06/16/2020	07/03/2020	30
Teeny Foods	3434 NE 170th way, Gresham OR 97230	Multnomah	6/8/2020	6/20/2020	27
Amazon Troutdale	1250 NW Swigert Rd, Troutdale, OR 97060	Multnomah	5/21/2020	7/8/2020	24
Shearer's Foods	78035 Highway 207, Hermiston, OR 97838	Umatilla	6/26/2020	6/29/2020	21
Old Trapper	4071 24th Ave, Forest Grove, OR 97116	Washington	4/13/2020	6/24/2020	19
Salem Hospital	890 Oak Street SE, Salem, OR 97301	Marion	5/27/2020	7/6/2020	18
Atkinson Staffing	80796 N Highway 395, Hermiston, OR 97838	Umatilla	6/18/2020	7/2/2020	17
Norpac	2498 Madrona Ave SE, Salem, OR 97301	Marion	6/5/2020	6/18/2020	15
Mary's Harvest Fresh Foods	2705 NE Argyle St, Portland, OR 97211	Multnomah	6/17/2020	7/5/2020	15
Walmart Distribution Center	2650 US-395, Hermiston, OR 97838	Umatilla	6/30/2020	6/27/2020	15
Eastern Oregon Correctional Institution	2500 Westgate, Pendleton, OR 97801	Umatilla	7/8/2020	7/7/2020	14
Oregon Harvesting Inc.	11335 SW Hillsboro Hwy, Hillsboro, OR 97123	Washington	06/25/2020	07/05/2020	13
Imperfect Foods	16800 SE Evelyn St Ste 104, Clackamas, OR 97015	Clackamas	6/30/2020	7/4/2020	13
JE Dunn Construction	3200 NW Yeon Ave, Portland, OR 97210	Multnomah	7/8/2020	7/8/2020	13
Local Ocean	213 SE Bay Blvd, Newport, OR 97365	Lincoln	6/10/2020	6/19/2020	12
Grand Ronde Hospital	900 Sunset Dr, La Grande, OR 97850	Union	06/24/2020	06/23/2020	12
Morasch Meats	4050 NE 158th Ave, Portland, OR 97230	Multnomah	06/19/2020	07/04/2020	12
Amazon Aumsville	4775 Depot Ct SE, Salem, OR 97317	Marion	5/21/2020	6/24/2020	11
Oregon Potato Company	650 Columbia Ave NE, Boardman, OR 97818	Morrow	06/26/2020	06/29/2020	11
Orchard View Farms	4055 Skyline Rd, The Dalles, OR 97058	Wasco	6/15/2020	7/4/2020	11
National Performance Warehouse	5640 NE Wagon Dr, Hillsboro, OR 97124	Washington	6/18/2020	6/20/2020	10
Chaucer Foods	2238 Yew St, Forest Grove, OR 97116	Washington	5/31/2020	6/22/2020	10
BrucePac	811 N First St, Silverton, OR 97381	Marion	5/11/2020	6/22/2020	10
Fremont Millwork	2949 Onyx Ave, Klamath Falls, OR 97603	Klamath	6/29/2020	6/30/2020	10
Precision Lumber	11550 SE Jennifer St, Clackamas, OR 97015	Clackamas	6/17/2020	7/8/2020	10
Hill Meat Company	1503 NW 50th Street, Pendleton, OR 97801	Umatilla	06/26/2020	06/30/2020	9
Tenneson Orchards	5299 Millcreek Rd, Dallas, OR 97058	Wasco	06/19/2020	06/20/2020	8
Outdoors RV Manufacturing	62582 Pierce Rd, La Grande, OR 97850	Union	06/28/2020	06/22/2020	8

# COVID-19 Weekly Report

Oregon's Weekly Surveillance Summary  
Novel Coronavirus (COVID-19)



Oregon Public Health Division

Published July 15, 2020

Two Rivers Correctional Institution	82911 Beach Access Rd, Umatilla, OR 97882	Umatilla	6/24/2020	7/5/2020	8
Dave's Killer Bread	5209 SE International Way, Milwaukie, OR 97222	Clackamas	5/2/2020	6/26/2020	8
A&K Design	8564 NE Alderwood Rd, Portland, OR 97220	Multnomah	7/8/2020	7/4/2020	8
Columbia Gorge Organic	3610 Central Vale Drive, Hood River, OR 97031	Hood River	7/4/2020	7/6/2020	8
Georgie's Beachside Grill	744 SW Elizabeth St, Newport, OR 97365	Lincoln	06/12/2020	06/18/2020	7
Gutterman's Supply	1620 NE Argyle Dr. Portland, OR 97211	Multnomah	6/23/2020	6/22/2020	7
Truitt Bros Inc.	556 Murlark Ave. NW, Salem, OR 97304	Polk	6/26/2020	6/27/2020	7
Pacific Pine and Products	17634 US 395, Lakeview, OR 97630	Lake	06/26/2020	06/29/2020	6
Margarita Factory Beaverton	17005 NW Cornell Rd, Beaverton, OR 97006	Washington	6/25/2020	6/28/2020	6
Azure Standard	500 Azure Ln, Moro, OR 97039	Sherman	5/31/2020	7/6/2020	6
MacLaren Youth Correctional Facility	2630 N Pacific Hwy, Woodburn, OR 97071	Marion	6/26/2020	6/30/2020	6
Pella Windows and Doors	18600 NE Wilkes Rd, Portland, OR 97230	Multnomah	7/7/2020	7/3/2020	6
McClaskey Orchards	3551 Old Dufur Rd, The Dalles, OR 97058	Wasco	6/30/2020	7/6/2020	6
Interfor	15555 S Hwy 211, Molalla, OR 97038	Clackamas	7/10/2020	7/6/2020	6
Romtec	18240 N Bank Rd, Roseburg, OR 97470	Douglas	7/1/2020	7/8/2020	6
The Kraft Heinz Company	175 NE 6th Ave, Ontario, OR 97914	Malheur	6/15/2020	7/9/2020	6
McGee Air Services	7000 NE Airport Way, Portland, OR 97218	Multnomah	6/30/2020	6/22/2020	5
Safeway	2111 Adams Ave, La Grande, OR 97850	Union	6/28/2020	6/24/2020	5
Polehn Farms	2121 Dry Hollow Rd, The Dalles, OR 97058	Wasco	7/2/2020	6/29/2020	5
Popeye's	5949 NE Martin Luther King Jr Blvd, Portland, OR 97211	Multnomah	7/1/2020	6/30/2020	5
Portland Spirit	110 SE Caruthers St, Portland, OR 97214	Multnomah	6/22/2020	6/18/2020	5
ANM Hush Canna	130 W Clark St, Medford, OR 97501	Jackson	7/3/2020	6/27/2020	5
United States Postal Service	7007 NE Cornfoot Rd Dept 800, Portland, OR 97208	Multnomah	7/8/2020	7/2/2020	5
Marlette Homes	400 W Elm Ave, Hermiston, OR 97838	Umatilla	7/8/2020	7/4/2020	5
The Tofurky Company	602 Anchor Way, Hood River, OR 97031	Hood River	7/4/2020	7/5/2020	5
Anderson Hay & Grain Co Inc	23261 Hubbard Cutoff Rd NE, Aurora, OR 97002	Marion	7/6/2020	7/7/2020	5
Townsend Farms	22815 NE Sandy Blvd, Fairview, OR 97024	Multnomah	7/10/2020	7/7/2020	5



# COVID-19 Weekly Report

Oregon's Weekly Surveillance Summary  
Novel Coronavirus (COVID-19)



Oregon Public Health Division

Published July 15, 2020

<sup>a</sup>County of workplace. COVID-19 cases may reside in multiple counties.

**Table 8. Resolved Workplace outbreaks with five or more confirmed COVID-19 cases (n=31)**

Workplace	Address	County <sup>a</sup>	Investigation start date	Most recent onset	Total cases
Duckwall Fruit	3430 Davis Dr. Hood River, OR 97031	Hood River	5/28/2020	6/11/2020	69
Townsend Farms	23303 NE Sandy Blvd, Fairview, OR 97024	Multnomah	5/25/2020	5/31/2020	56
Townsend Farms	23303 NE Sandy Blvd, Fairview, OR 97024	Multnomah	4/30/2020	5/12/2020	51
National Frozen Foods	745 30th Ave SW, Albany, OR 97322	Linn	4/15/2020	5/10/2020	41
VA Medical Center	3710 SW US Veterans Hospital Rd, Portland, OR 97239	Multnomah	5/7/2020	5/13/2020	34
Bornsteins Seafood	9 Portway St, Astoria, OR 97103	Clatsop	5/2/2020	5/13/2020	33
Medelez Trucking	30522 Old Field Street, Hermiston OR 97838	Umatilla	4/29/2020	6/9/2020	31
Shutter Creek Correctional Institute	95200 Shutters Landing Ln, North Bend, OR 97459	Coos	4/7/2020	5/5/2020	28
Townsend Farms	33865 NW Vadis Rd, Cornelius OR 97113	Washington	5/25/2020	6/13/2020	22
Reser's Food	6999 NE Century Blvd, Hillsboro, OR 97124	Washington	4/16/2020	6/6/2020	16
Pacific Seafood	450 NE Skipanon Dr, Warrenton, OR 97146	Clatsop	5/8/2020	5/14/2020	15
Santiam Correctional Institute	4005 Aumsville Hwy SE, Salem, OR 97317	Marion	4/3/2020	6/7/2020	15
Harry and David's	2800 S. Pacific Hwy, Medford, OR 97501	Jackson	6/9/2020	6/13/2020	11
Adventist Hospital	10123 SE Market St, Portland, OR 97216	Multnomah	5/7/2020	5/9/2020	10
Oregon Health and Sciences University	3181 S.W. Sam Jackson Park Rd, Portland, OR 97239	Multnomah	4/8/2020	4/11/2020	10
Amstad Produce, Inc.	16300 SW 192nd Ave, Sherwood, OR 97410	Washington	4/26/2020	5/1/2020	9
MacLaren Youth Correctional Facility	2630 N Pacific Hwy, Woodburn, OR 97071	Marion	5/5/2020	5/11/2020	8
Fred Meyer	14700 SE McLoughlin Blvd, Milwaukie, OR 97267	Clackamas	6/3/2020	6/5/2020	8
Physicians Building Group	1234 Commercial St SE, Salem, OR 97302	Marion	3/24/2020	3/24/2020	7
Pacific Motion Furniture	21249 SW 115th Ave, Tualatin, OR 97062	Washington	4/29/2020	4/20/2020	7
Meduri Farms	12375 Smithfield Road, Dallas, OR 97338	Polk	5/25/2020	5/19/2020	7
Purdy Professional Painting	13201 N Lombard St, Portland, OR	Multnomah	6/21/2020	5/29/2020	7
Electronic Assemblers	616 Industrial St # 30, Hood River, OR 97031	Hood River	6/1/2020	6/1/2020	7

Data are provisional and subject to change.

Page 15 of 27



# COVID-19 Weekly Report

Oregon's Weekly Surveillance Summary  
Novel Coronavirus (COVID-19)



Oregon Public Health Division

Published July 15, 2020

Family Health Associates	600 NW 11th St #E15, Hermiston, OR 97838	Umatilla	6/18/2020	6/14/2020	7
McDonald's	1300 N Coast Hwy, Newport, OR 97365	Lincoln	6/16/2020	6/14/2020	7
Clearwater	325 SW Bay Blvd, Newport, OR 97365	Lincoln	6/5/2020	6/14/2020	7
Unger Farms	6540 SW Iowa Hill Road, Cornelius, OR 97113	Washington	6/24/2020	6/16/2020	7
Cherriots Bus Service	555 Court St NE #5230, Salem, OR 97301	Marion	3/30/2020	3/27/2020	6
Hospital Service Corporation	18440 NE Portal Way, Portland, OR, 97230	Multnomah	4/3/2020	4/4/2020	6
Timber Products Company	25 E McAndrews Rd, Medford, OR 97501	Jackson	4/11/2020	4/3/2020	6
Fresh Del Monte	9243 N Rivergate Blvd, Portland, OR 97203	Multnomah	5/22/2020	5/21/2020	6
Northwest Hazelnut Company	19748 OR-99E, Hubbard, OR 97032	Marion	5/12/2020	5/18/2020	6
Good Shepherd Hospital	610 NW 11th St, Hermiston, OR 97838	Umatilla	5/21/2020	5/19/2020	6
Hoffman Construction	5 NE MLK Blvd, Portland, OR 97232	Multnomah	6/13/2020	6/12/2020	6
First American Title Company	2892 Crescent Ave, Eugene, OR 97408	Lane	4/19/2020	4/10/2020	5
Wong's Potatoes	17600 Highway 39 Klamath Falls, Klamath Falls, OR 97603	Klamath	4/20/2020	4/20/2020	5
Fjord Limited	3099 N Pacific Highway, Woodburn, OR 97071	Marion	5/5/2020	4/28/2020	5

<sup>a</sup>County of workplace. COVID-19 cases may reside in multiple counties.

## Weekly Schools and Child Care Outbreak Report

OHA is publishing data on cases in school and child care settings. Given a cluster of cases in space and time, within plausible incubation periods for the pathogen, OHA epidemiologists will consider cases to be related—i.e., part of a school or child care outbreak—unless a more likely alternative source for acquisition is identified. Any suspected school or child care outbreak is required to be reported to the local public health authority (see OAR 333-018-015). Local health department and tribal partners investigate to identify outbreaks in these settings. This list of outbreaks will be updated as investigations continue, and as we learn about epidemiologic links between cases. This list may not reflect all of the outbreaks in school and child care settings in Oregon.

To protect patient privacy, OHA is only reporting school and child care outbreaks with five or more cases and only for schools or child care settings with at least 30 students. If more than 50% of the population at the school or child care are COVID-19 cases, then we will not report specific case numbers. Case counts include all persons linked to the outbreak, which may include household members or other close contacts. The list below includes active school and child care outbreaks (Table 9), meaning that there has been a case within the past 28 days. Outbreaks that are resolved will be moved to a separate table of resolved outbreaks. In addition to the facilities listed in Table 9, OHA will report outbreaks in smaller schools and child care in aggregate if the threshold of 5 or more cases is met. To date, there have been two outbreaks of 5 or more cases in a school or child care with fewer than 30 students.

**Table 9. Schools and Childcare facilities reporting COVID-19 outbreaks (n=2).**

Data are provisional and subject to change.

# COVID-19 Weekly Report

Oregon's Weekly Surveillance Summary  
Novel Coronavirus (COVID-19)



Oregon Public Health Division

Published July 15, 2020

Facility	Address	County	Investigation start date	Most recent onset	Total cases
Lake Grove KinderCare	3700 Red Cedar Way, Lake Oswego, OR 97035	Clackamas	6/16/2020	6/19/2020	29
Oregon Child Development	308 E 2nd St, Nyssa, OR 97913	Malheur	7/2/2020	6/27/2020	5

# COVID-19 Weekly Report

Oregon's Weekly Surveillance Summary  
Novel Coronavirus (COVID-19)



Oregon Public Health Division

Published July 15, 2020

## Weekly COVID-19 Hospitalizations

OHA is publishing data on the number of COVID-19 hospitalizations by hospital in the prior week; data are from HOSCAP, Oregon's hospital capacity web system. Table 10 lists all hospitals which, at some time during the week reported, had 10 or more suspected or confirmed COVID-19 patients. The left column shows the highest number of suspected and confirmed COVID-19 hospitalized patients for each hospital between 6/29/2020 and 7/5/2020. The right column shows the highest number of confirmed COVID-19 patients hospitalized during the same time period.

**Table 10. Hospitals reporting 10 or more COVID-19 patients.**

Hospital	Maximum Patients (Suspected and confirmed)	Maximum Patients (Confirmed only)
Salem Health Hospital	26	18
Providence Portland Medical Center	26	18
Providence St. Vincent Medical Center	19	14
OHSU Hospital	19	<10
Legacy Emanuel Medical Center	17	14
Legacy Mount Hood Medical Center	15	<10
Hillsboro Medical Center	15	<10
St. Charles Bend	13	11
Legacy Meridian Park Hospital	10	<10

The hospitals listed in Table 11 reported at least 1 and at most 9 suspected or confirmed COVID-19 patients between 6/29/2020 through 7/5/2020. Hospitals not listed in either table did not report any suspected or confirmed patients during the week.

**Table 11. Hospitals reporting 1–9 COVID-19 patients.**

Hospital
Adventist Health Portland
Adventist Health Tillamook
Asante Ashland Community Hospital
Asante Rogue Regional Medical Center
Asante Three Rivers Medical Center
Bay Area Hospital
Good Samaritan Regional Medical Center
Good Shepherd Health Care System
Grande Ronde Hospital
Kaiser Permanente Westside Medical Center
Legacy Good Samaritan Medical Center
Legacy Silverton Medical Center
McKenzie-Willamette Medical Center

# COVID-19 Weekly Report

Oregon's Weekly Surveillance Summary  
Novel Coronavirus (COVID-19)



Oregon Public Health Division

Published July 15, 2020

Mercy Medical Center
Mid-Columbia Medical Center
OHSU Doernbecher Children's Hospital
PeaceHealth Sacred Heart MC at Riverbend
Providence Medford Medical Center
Providence Milwaukie Hospital
Providence Seaside Hospital
Providence Willamette Falls Medical Center
Randall Children's Hospital at Legacy Emanuel
Samaritan Albany General Hospital
Samaritan North Lincoln Hospital
Samaritan Pacific Communities Hospital
Santiam Hospital
Sky Lakes Medical Center
St. Anthony Hospital
VA Portland Health Care System
Willamette Valley Medical Center

# COVID-19 Weekly Report

Oregon's Weekly Surveillance Summary  
Novel Coronavirus (COVID-19)



Oregon Public Health Division

Published July 15, 2020

## Cases by ZIP Code

OHA is publishing data on cases at the ZIP code level (Table 12). To protect patient privacy, ZIP codes with small populations or small numbers of cases will be aggregated. Cases from ZIP codes with fewer than 1,000 people will be reported as one number. ZIP codes that have fewer than 10 cases will be reported as "1-9". ZIP codes with no cases will have a "0". ZIP code populations were retrieved from the 2010 US Census Bureau ZIP Code Tabulation Area.

**Table 12. COVID-19 cases by ZIP code**

ZIP code	Case count	Cases per 10,000
97002	19	33.8
97003	88	34.0
97004	10	22.8
97005	84	33.7
97006	144	22.8
97007	116	17.3
97008	59	20.4
97009	16	20.6
97013	142	62.6
97014	1-9	n/a
97015	48	24.6
97016	1-9	n/a
97017	1-9	n/a
97018	1-9	n/a
97019	15	47.5
97021	0	n/a
97022	1-9	n/a
97023	15	15.3
97024	124	121.1
97026	59	154.7
97027	33	27.2
97030	177	48.2
97031	90	49.0
97032	60	119.0
97034	33	17.5
97035	52	21.7
97038	55	36.4
97040	1-9	n/a
97041	10	35.5

# COVID-19 Weekly Report

Oregon's Weekly Surveillance Summary  
Novel Coronavirus (COVID-19)



Oregon Public Health Division

Published July 15, 2020

97042	12	41.1
97045	158	30.8
97048	10	14.9
97049	0	n/a
97051	11	6.9
97053	1-9	n/a
97054	0	n/a
97055	24	13.8
97056	16	13.9
97058	103	51.9
97060	97	45.7
97062	130	47.4
97063	1-9	n/a
97064	1-9	n/a
97067	0	n/a
97068	42	14.8
97070	47	22.4
97071	366	127.1
97078	113	52.7
97080	180	44.0
97086	70	26.9
97089	23	19.2
97101	1-9	n/a
97103	28	16.6
97106	1-9	n/a
97107	0	n/a
97110	0	n/a
97111	1-9	n/a
97112	0	n/a
97113	156	110.2
97114	16	33.6
97115	11	26.6
97116	148	61.4
97119	1-9	n/a
97121	1-9	n/a
97123	295	66.2
97124	152	31.4

Data are provisional and subject to change.

Page 21 of 27

# COVID-19 Weekly Report

Oregon's Weekly Surveillance Summary  
Novel Coronavirus (COVID-19)



Oregon Public Health Division

Published July 15, 2020

97127	1-9	n/a
97128	73	20.2
97131	1-9	n/a
97132	78	27.6
97133	1-9	n/a
97136	1-9	n/a
97137	0	n/a
97138	1-9	n/a
97140	45	19.2
97141	1-9	n/a
97146	16	27.1
97148	1-9	n/a
97201	33	21.3
97202	58	15.0
97203	151	48.6
97204	1-9	n/a
97205	1-9	n/a
97206	137	28.8
97209	58	38.8
97210	18	16.5
97211	82	26.2
97212	40	16.6
97213	66	22.6
97214	74	31.1
97215	23	14.0
97216	55	35.3
97217	84	26.7
97218	53	36.4
97219	94	24.3
97220	122	42.8
97221	16	13.8
97222	106	30.3
97223	128	27.4
97224	71	22.8
97225	56	23.2
97227	12	31.2
97229	94	16.1

Data are provisional and subject to change.

Page 22 of 27



# COVID-19 Weekly Report

Oregon's Weekly Surveillance Summary  
Novel Coronavirus (COVID-19)



Oregon Public Health Division

Published July 15, 2020

97230	213	53.6
97231	12	28.0
97232	16	13.9
97233	358	90.9
97236	389	105.6
97239	12	8.5
97266	156	46.8
97267	85	27.6
97301	261	48.8
97302	115	31.0
97303	194	50.2
97304	120	42.2
97305	260	64.7
97306	113	41.3
97317	114	46.8
97321	45	18.1
97322	64	18.8
97324	0	n/a
97325	25	37.8
97327	1-9	n/a
97330	59	14.2
97331	1-9	n/a
97333	21	9.8
97338	15	7.5
97341	1-9	n/a
97344	0	n/a
97347	1-9	n/a
97348	1-9	n/a
97351	28	27.2
97352	11	19.6
97355	57	19.9
97358	0	n/a
97360	1-9	n/a
97361	13	11.5
97362	24	55.3
97365	296	275.5
97366	1-9	n/a

Data are provisional and subject to change.

Page 23 of 27

# COVID-19 Weekly Report

Oregon's Weekly Surveillance Summary  
Novel Coronavirus (COVID-19)



Oregon Public Health Division

Published July 15, 2020

97367	15	15.9
97368	1-9	n/a
97370	16	19.3
97374	1-9	n/a
97375	1-9	n/a
97376	0	n/a
97378	1-9	n/a
97380	1-9	n/a
97381	53	36.0
97383	30	31.3
97385	15	46.1
97386	12	8.8
97389	1-9	n/a
97391	14	26.2
97392	18	34.7
97394	1-9	n/a
97396	1-9	n/a
97401	54	13.3
97402	56	11.1
97403	15	12.9
97404	18	5.6
97405	37	8.3
97408	11	9.4
97411	0	n/a
97415	1-9	n/a
97417	1-9	n/a
97419	0	n/a
97420	16	5.8
97423	1-9	n/a
97424	10	5.7
97426	1-9	n/a
97431	0	n/a
97435	1-9	n/a
97437	0	n/a
97438	1-9	n/a
97439	11	7.7
97442	0	n/a

Data are provisional and subject to change.

Page 24 of 27

# COVID-19 Weekly Report

Oregon's Weekly Surveillance Summary  
Novel Coronavirus (COVID-19)



Oregon Public Health Division

Published July 15, 2020

97443	1-9	n/a
97444	1-9	n/a
97446	1-9	n/a
97448	1-9	n/a
97449	0	n/a
97452	0	n/a
97454	0	n/a
97455	1-9	n/a
97456	0	n/a
97457	1-9	n/a
97458	0	n/a
97459	36	25.5
97462	1-9	n/a
97463	1-9	n/a
97465	0	n/a
97467	1-9	n/a
97469	1-9	n/a
97470	14	7.0
97471	13	4.5
97477	23	6.2
97478	38	10.3
97479	1-9	n/a
97487	1-9	n/a
97488	1-9	n/a
97495	1-9	n/a
97496	1-9	n/a
97497	0	n/a
97498	1-9	n/a
97499	0	n/a
97501	44	10.4
97502	31	11.2
97503	26	24.7
97504	36	8.1
97520	11	4.5
97523	1-9	n/a
97524	12	8.3
97525	1-9	n/a

Data are provisional and subject to change.

Page 25 of 27

# COVID-19 Weekly Report

Oregon's Weekly Surveillance Summary  
Novel Coronavirus (COVID-19)



Oregon Public Health Division

Published July 15, 2020

97526	24	7.0
97527	14	4.2
97530	1-9	n/a
97532	1-9	n/a
97535	1-9	n/a
97537	1-9	n/a
97538	0	n/a
97539	1-9	n/a
97540	1-9	n/a
97541	0	n/a
97544	0	n/a
97601	51	22.7
97603	50	16.9
97623	1-9	n/a
97624	1-9	n/a
97630	21	41.2
97632	1-9	n/a
97633	1-9	n/a
97641	0	n/a
97701	70	11.9
97702	79	19.5
97703	43	13.0
97707	1-9	n/a
97708	1-9	n/a
97720	1-9	n/a
97734	11	39.5
97738	0	n/a
97739	1-9	n/a
97741	56	47.0
97753	0	n/a
97754	18	9.7
97756	51	15.2
97759	1-9	n/a
97760	11	16.3
97761	98	245.8
97801	145	67.4
97813	1-9	n/a

Data are provisional and subject to change.

Page 26 of 27

# COVID-19 Weekly Report

Oregon's Weekly Surveillance Summary  
Novel Coronavirus (COVID-19)



Oregon Public Health Division

Published July 15, 2020

97814	10	8.1
97818	83	200.0
97820	0	n/a
97824	1-9	n/a
97826	1-9	n/a
97827	10	38.1
97828	1-9	n/a
97836	1-9	n/a
97838	629	248.2
97844	60	157.6
97845	1-9	n/a
97846	1-9	n/a
97850	316	186.4
97862	18	15.4
97865	0	n/a
97868	10	50.2
97869	0	n/a
97875	44	168.6
97882	163	210.1
97883	1-9	n/a
97885	1-9	n/a
97886	1-9	n/a
97913	56	101.3
97914	307	159.9
97918	30	66.1
Cases with unknown ZIP codes	103	n/a
ZIP codes with <1000 population or no population data	81	n/a