

DIGITAL EXHAUST OPT OUT GUIDE

For Law Enforcement Partners and Their Families



It is recommended you follow the order of this Guide as presented. Doing so will assist you with the reduction of your Digital Exhaust, particularly in securing your Web Browser, which is a critical component of removing your Digital Exhaust.

Version 1.0

1 TABLE OF CONTENTS

| | | |
|-------|---|----|
| 2 | DISCLAIMER..... | 4 |
| 2.1 | Purpose | 4 |
| 2.2 | Limiting Liability | 4 |
| 2.3 | Links | 4 |
| 2.4 | Content | 4 |
| 2.5 | Availability..... | 4 |
| 3 | What Is Digital Exhaust? | 5 |
| 3.1 | Why should you care?..... | 5 |
| 3.2 | Why do I need a guide? | 5 |
| 3.3 | Where do I actually fit into the digital exhaust landscape?..... | 5 |
| 4 | The Guide | 7 |
| 4.1 | Securing Your Web Browser | 7 |
| 4.1.1 | Browser Privacy Extension Advice | 8 |
| 4.1.2 | Browser Testing Tools | 12 |
| 4.2 | Online Behavioral Advertising..... | 12 |
| 4.2.1 | Browser Privacy Controls | 13 |
| 4.2.2 | Online Behavioral Advertising Services..... | 13 |
| 4.3 | Primary Data Brokers | 14 |
| 4.4 | People Search Sites | 14 |
| 4.5 | Mobile Phones and Mobile Browsing | 15 |
| 4.5.1 | Mobile Phones | 15 |
| 4.5.2 | Mobile Browsing | 16 |
| 4.6 | Your Personal Telephone Number and Your Personal Email Address..... | 17 |
| 4.6.1 | Your Personal Telephone Number | 17 |
| 4.6.2 | Your Personal Email Address | 17 |
| 4.7 | Social Media Platforms | 17 |
| 4.7.1 | Social Media Privacy Settings Links..... | 18 |
| 4.8 | Facebook..... | 18 |
| 4.8.1 | Standalone Email Addresses and Proper Settings | 18 |
| 4.8.2 | Ensure Facebook Account Settings Properly Configured..... | 18 |
| 4.8.3 | Conduct Your Own Facebook Security Checkup..... | 19 |

- 4.8.4 Ensure Facebook Privacy Settings Are Properly Configured..... 20
- 4.8.5 Managing Your Facebook Community..... 21
- 4.8.6 Facebook Facial Recognition and Active Status..... 22
- 4.8.7 Disabling Advertising Features In Facebook 23
- 4.9 Facebook Messenger 28
 - 4.9.1 Disabling Facebook Messenger From Automatically Syncing Your Contacts 28
 - 4.9.2 Additional Facebook Messenger Privacy Settings 30
- 4.10 LinkedIn..... 32
 - 4.10.1 Detecting Fake or Doppelgänger LinkedIn Accounts/Personas..... 32
 - 4.10.2 LinkedIn Privacy Settings..... 34
- 4.11 Real Estate Online Listings 37
 - 4.11.1 Real Estate Online Service Privacy Links 37
 - 4.11.2 How To Remove Curbside Pictures Of Your Home 37
- 4.12 Gaming Consoles..... 38
 - 4.12.1 Consoles and Online Services..... 38
- 4.13 Debit and Credit Card Tracking..... 39
- 4.14 Google Tracking and Location Data 39
 - 4.14.1 Google Account Privacy Controls..... 40
 - 4.14.2 Google Assistant Data Privacy Controls 41
 - 4.14.3 Google Calendar Privacy Controls..... 41
 - 4.14.4 Privacy-focused Google Personal Content Settings Examples..... 42
- 4.15 Amazon Settings 45
 - 4.15.1 Amazon Mobile App Settings..... 45
 - 4.15.2 Alexa Echo Settings 51
- 4.16 Apple iPhone Ads and Location Settings..... 54
 - 4.16.1 iPhone Analytics..... 54
 - 4.16.2 iPhone Advertising 54
 - 4.16.3 iPhone Location Services..... 55
 - 4.16.4 iPhone Location-based Apple Ads..... 56
 - 4.16.5 iPhone Significant Locations 57
 - 4.16.6 Privacy-focused Apple Calendar Settings..... 58
 - 4.16.7 iPhone App Store Personalized Recommendations..... 58
- 4.17 Lock Down Your Mobile Phone From Allowing Mobile Apps To Spy On Your Contacts..... 60

4.17.1 iPhone Settings 60

4.17.2 Android Settings..... 61

4.18 Photo Metadata 62

4.18.1 Removing EXIF from iOS photos on Apple Mac computers..... 62

4.18.2 Preventing EXIF location data from embedding into new photos on iOS 62

4.18.3 Removing all EXIF data from iOS Photos..... 63

4.18.4 Preventing iOS App from Changing Camera Settings 63

4.19 Social Security Number 65

4.19.1 Block Electronic And Phone Access To Your SSN 67

5 Appendix: List of People Search Opt-Out Sites 69

6 Endnotes 352

2 DISCLAIMER

2.1 PURPOSE

The Digital Exhaust Opt Out Guide is a new publication; no previous versions are available. This Guide was created to mitigate risk for Law Enforcement employees' and their families as it pertains to protecting their personal information, which is vulnerable to exploitation. This risk includes potential for threat actors to identify, target, and track anyone affiliated with Law Enforcement via use of open source, Internet-based services offering searches of data aggregated about the American public. To mitigate this risk, this Guide was created as a first-of-its-kind aid for the Law Enforcement community in highlighting and presenting recommendations to reduce these vulnerabilities. This document is for informational purposes only. Questions about this document can be directed to the email address listed below in Section 2.5.

2.2 LIMITING LIABILITY

This Digital Exhaust Opt Out Guide was prepared as a collection of best practices to assist Law Enforcement employees. Neither the United States Government nor any agency thereof, nor any of their employees, makes any warranty, express or implied, or assumes any legal liability or responsibility for the accuracy, completeness, or usefulness of any information, or process disclosed. Reference herein to any specific commercial product, process, or service by trade name, trademark, manufacturer, or otherwise does not necessarily constitute or imply its endorsement, recommendation, or favoring by the United States Government or any agency thereof. The views and opinions of authors expressed herein do not necessarily state or reflect those of the United States Government or any agency thereof.

2.3 LINKS

The appearances of hyperlinks, which are external to Law Enforcement databases, are provided as a convenience and for informational purposes only; they do not constitute endorsement by the Federal Bureau of Investigation. The Federal Bureau of Investigation bears no responsibility for the accuracy, legality or content of the external site or for subsequent links. Contact the external site for answers to questions regarding its content. The links provided within this Guide are current as of the publication in October 2019.

2.4 CONTENT

No policy may contradict, alter or otherwise modify the standards of your Law Enforcement agency. Nothing in this Guide supersedes existing law and/or Department of Justice policy. Precautions must be taken to ensure this information is stored and/or destroyed in a manner that precludes unauthorized access.

2.5 AVAILABILITY

If you have questions, concerns or comments regarding the Digital Exhaust Opt Out Guide, please direct any inquiries to the email address kc_digitalexhaust@fbi.gov.

3 WHAT IS DIGITAL EXHAUST?

Digital Exhaust is data on the Internet about you.¹ You create some of it and others create some of it about you.^{2,3} These data are exploitable to identify, target, and track you. Controlling Digital Exhaust is possible but complex. This document serves to make it easy, or at least easier.

3.1 WHY SHOULD YOU CARE?

Because **your** privacy matters. This guide is laid out for you in a way that is the key difference in assisting Law Enforcement employees and their families in opting out of their data and taking positive steps towards keeping their Digital Exhaust from repopulating and out of the hands of a variety of threat actors.

3.2 WHY DO I NEED A GUIDE?

Because heading into this blindly will consume and possibly waste a lot of your time. Not anymore. These preventative measures are simple enough to employ and operate safely in everyday life, both physically and online, while comprehensive enough to deny spectrum access to threat actors who could gain important operational advantages at the expense of you – a Law Enforcement employee – or your family.

3.3 WHERE DO I ACTUALLY FIT INTO THE DIGITAL EXHAUST LANDSCAPE?

Here. This is you.

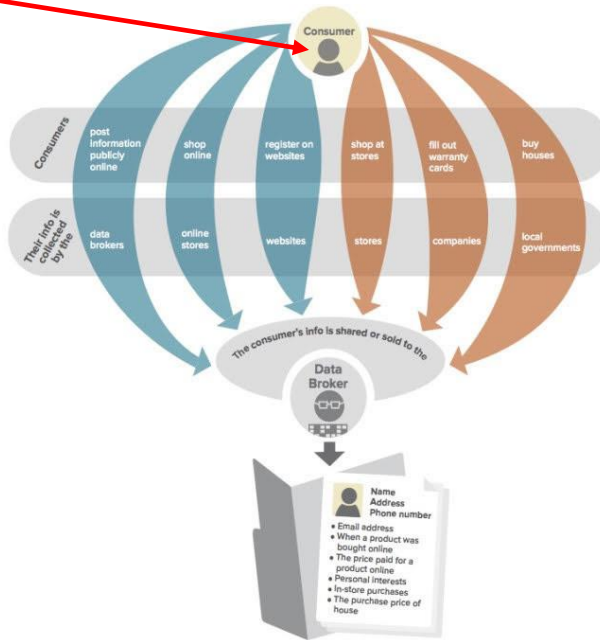
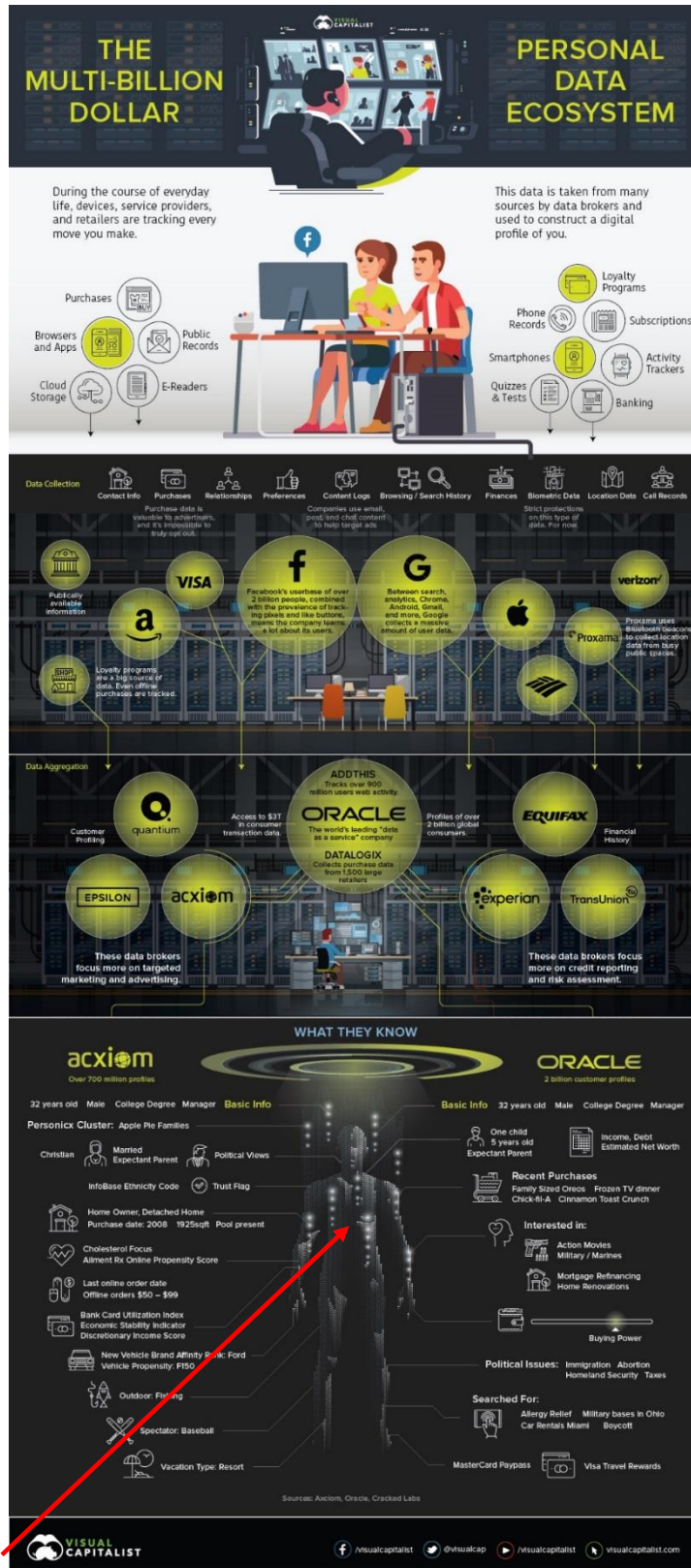


Figure 1. Digital Exhaust Ecosystem.



This is also you.

Figure 2. Digital Exhaust Ecosystem Players⁴

4 THE GUIDE

Perform these opt out steps to control your digital exhaust. Progress through the Guide in the order presented for best results.

4.1 SECURING YOUR WEB BROWSER

All web browsers collect the following 10 types of data about you:

1. Your hardware and software;
2. Your connection information (to include your IP address and browser speed);
3. Your geolocation data;
4. Your browsing history;
5. Your mouse or touch pad movements;
6. Your device's orientation (if using a Mobile browser);
7. Your information about which social networks you are logged into while browsing;
8. Your installed fonts and which language you are using on your operating system;
9. Your image data;
10. In addition, other technical data, including your screen size, touchscreen support, user agent, status of the Do Not Track (DNT) header, and more.

Google Chrome and Mozilla Firefox provide easy ways to combat this including the use of add-on “extensions” which serve you by building layers of security into those browsers.⁵ Visit the articles at the URLs below for advice about these types of extensions then view the sample user extension setups for Chrome and Firefox in order to get a feel for how you can control collection on your 10 data types.

Please note: The Guide suggests adding the extension identified below as Protect My Choices **first** on all of your browsers then adding Ghostery **second** followed by others. This order will first opt your browsers out of interest-based advertising (aka online behavioral advertising) then, second, protect them by block tracking ads altogether.

Be sure to test your browser after setup of add-on extensions to detect any continued unwanted collection of your data.^{6,7} These can be done via open source tools like Webkay (What Every Browser Knows About You) and Panopticlick; the URLs for these websites are available in Section 3.1.2.

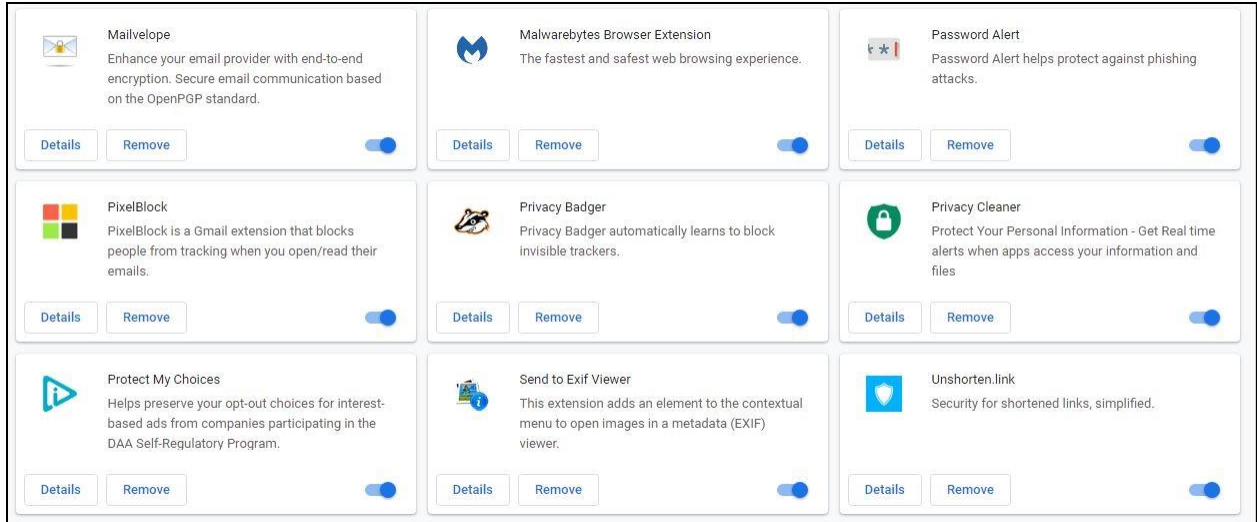
4.1.1 Browser Privacy Extension Advice

| Browser | Privacy Extension Advice |
|---------|--|
| Brave | 1. https://brave.com/features/ |
| | 2. https://support.brave.com/hc/en-us/articles/360017989132-How-do-I-change-my-Privacy-Settings- |
| Chrome | 3. https://windowsreport.com/chrome-privacy-extensions/ |
| | 4. https://www.lifehack.org/articles/technology/protect-online-privacy-chrome-extensions.html |
| Edge | 1. https://support.microsoft.com/en-us/help/4468242/microsoft-edge-browsing-data-and-privacy-microsoft-privacy |
| | 2. https://www.onmsft.com/how-to/how-to-configure-microsoft-edge-insider-for-increased-browsing-privacy |
| Firefox | 1. https://blog.mozilla.org/firefox/make-your-firefox-browser-a-privacy-superpower-with-these-extensions/ |
| | 2. https://www.privacyend.com/firefox-privacy-add-ons/ |

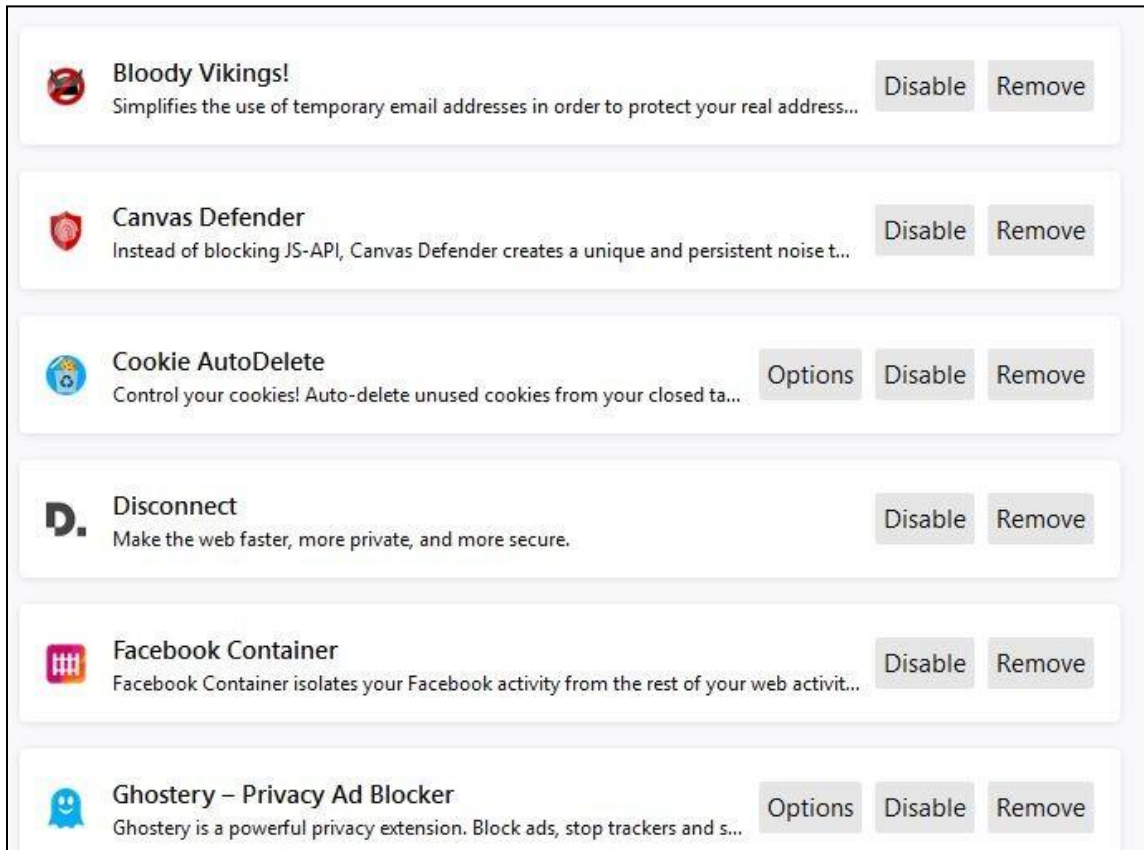
4.1.1.1 Sample Setup of Privacy Extensions for Google Chrome






The screenshot displays a grid of nine installed Chrome extensions, each with a 'Details' button, a 'Remove' button, and a toggle switch. The extensions are:




- Canvas Defender:** Instead of blocking JS-API, Canvas Defender creates a unique and persistent noise that hides your real canvas fingerprint.
- Chrome Capture:** Capture screenshots, animated GIFs and videos of a selected region in Chrome.
- Cite This For Me: Web Citer:** Automatically create website citations in the APA, MLA, Chicago, or Harvard referencing styles at the click of a button.
- Ghostery – Privacy Ad Blocker:** Ghostery is a powerful privacy extension. Blocks ads, stop trackers and speed up websites.
- Google Analytics Opt-out Add-on (by Google):** Tells the Google Analytics JavaScript not to send information to Google Analytics.
- Google Docs Offline:** Get things done offline with the Google Docs family of products.
- Google Translate:** View translations easily as you browse the web. By the Google Translate team.
- HTTPS Everywhere:** Encrypt the Web! Automatically use HTTPS security on many sites.
- LastPass: Free Password Manager:** LastPass, an award-winning password manager, saves your passwords and gives you secure access from every computer and mobile device.



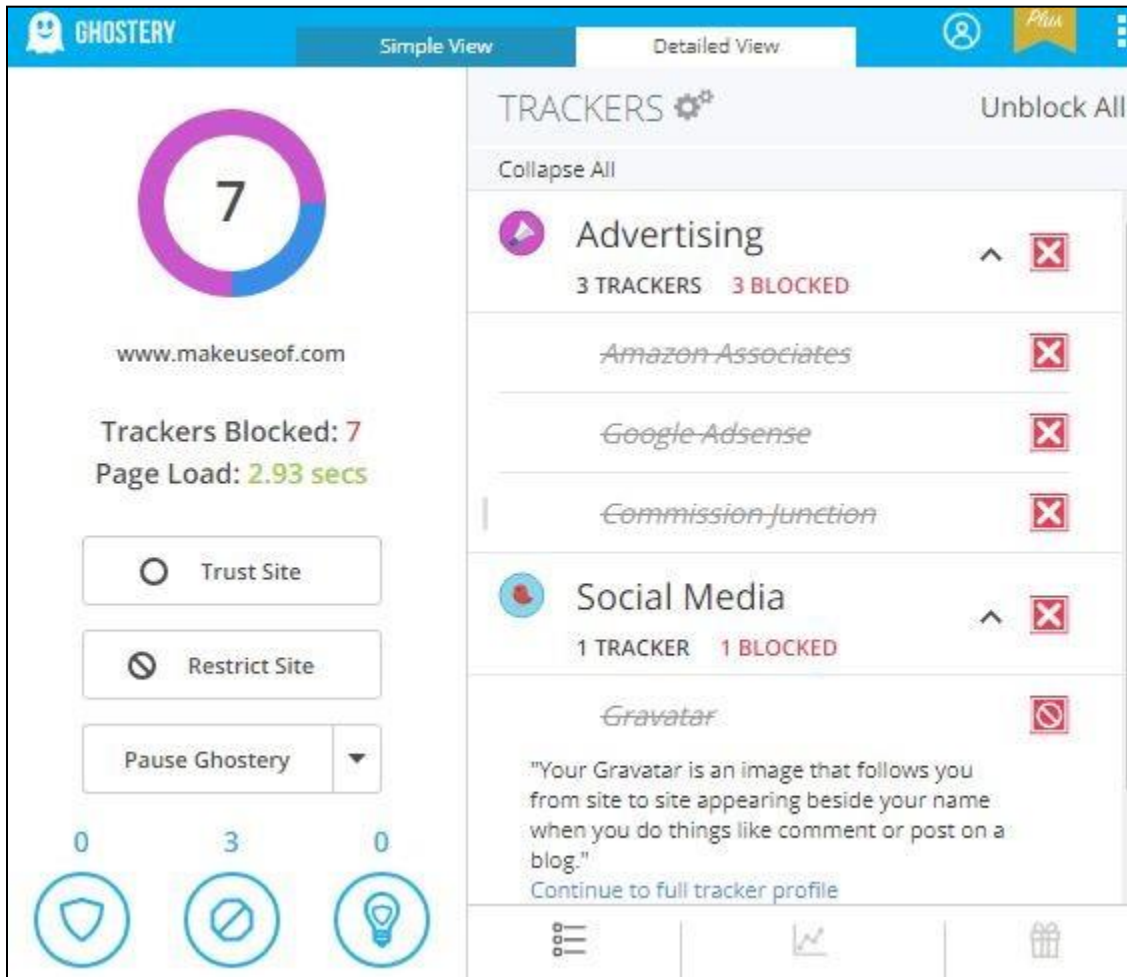
4.1.1.2 Sample Setup of Privacy Extensions for Mozilla Firefox



| | | | | |
|---|--|---------|---------|--------|
|  | HTTPS Everywhere Encrypt the Web! Automatically use HTTPS security on many sites. | Options | Disable | Remove |
|  | LastPass: Free Password Manager Last Password you will ever need | Options | Disable | Remove |
|  | Mailvelope Enhance your email provider with end-to-end encryption. Secure email communica... | Disable | Remove | |
|  | NoScript Extra protection for your Firefox: NoScript allows JavaScript, Flash (and ... | Options | Disable | Remove |
|  | Privacy Badger Privacy Badger automatically learns to block invisible trackers. | Options | Disable | Remove |

| | | | | |
|---|--|---------|---------|--------|
|  | Privacy Settings Alter the browser's built-in privacy settings in a toolbar popup | Disable | Remove | |
|  | Protect My Choices Helps preserve your opt-out choices for interest-based ads from companies particip... | Disable | Remove | |
|  | uBlock A fast, effective, and lean ad blocker. Blocks ads, trackers, and protects... | Options | Disable | Remove |

4.1.1.3 Enhanced Setup for Privacy Extension Ghostery





4.1.2 Browser Testing Tools

| Browser Testing Tool | URL |
|----------------------|---|
| Webkay | http://webkay.robinlinus.com/ |
| Panoptick | https://panoptick.eff.org/ |

4.2 ONLINE BEHAVIORAL ADVERTISING

Also called “Interest-based advertising”, online behavioral advertising targets users with ads based on third-party predictions of their interests and preferences.^{8, 9, 10} These predictions are based upon data collected from their devices’ web viewing behavior over time and across non-affiliated websites.^{11, 12} You can control some of this collection via your web browser’s privacy controls, by electing to Opt Out from the online behavioral advertising services operated by the Network Advertising Initiative (NAI) and Digital Advertising Alliance (DAA), and by resetting your mobile advertising identifier (see section 3.6.1). Further information about online behavioral advertising is available at the Association of National Advertisers at URL <https://www.ana.net/about>. You can also enable your browser to run a privacy tool like Ghostery, which blocks advertising attempts to gain access to your information. Ghostery can be read about at the URL <https://www.ghostery.com/>

4.2.1 Browser Privacy Controls

| Platform | Browser | Privacy Advice |
|----------|-------------------|---|
| Desktop | Chrome | http://support.google.com/chrome/bin/answer.py?hl=en&answer=95647 |
| | Firefox | http://support.mozilla.org/en-US/kb/Enabling and disabling cookies#w_how-do-i-change-cookie-settings |
| | Internet Explorer | http://windows.microsoft.com/en-US/internet-explorer/delete-manage-cookies#ie=ie-11 |
| | Safari | http://support.apple.com/kb/PH11913 |
| | Opera | http://blogs.opera.com/news/2015/08/how-to-manage-cookies-in-opera/ |
| Mobile | Chrome | https://support.google.com/chrome/answer/2392709?hl=en |
| | Firefox | https://support.mozilla.org/en-US/kb/clear-your-browsing-history-and-other-personal-dat |
| | Internet Explorer | http://www.windowsphone.com/en-us/how-to/wp7/web/changing-privacy-and-other-browser-settings |
| | Safari | https://support.apple.com/en-us/HT201265 |
| | Opera | http://blogs.opera.com/news/2015/08/how-to-manage-cookies-in-opera/ |
| | Silk | http://www.amazon.com/gp/help/customer/display.html?nodeId=201730580 |
| | Android Browser | Click top right corner with three dots, Settings, Privacy |

4.2.2 Online Behavioral Advertising Services

| Service | Opt Out |
|---|---|
| Network Advertising Initiative (NAI) | http://optout.networkadvertising.org/?c=1 |
| Digital Advertising Alliance (DAA) WebChoices Tool | http://www.aboutads.info/choices/ |
| AppChoices (Mobile Apps) | http://www.aboutads.info/appchoices |

4.3 PRIMARY DATA BROKERS

Data brokers collect and sell data about consumers.¹³ They generally do not have a direct relationship with anyone they collect about but they do sell data to other parties, like companies or individual marketers, for their commercial purposes.^{14, 15, 16, 17, 18, 19} Primary data brokers sell to other data brokers.²⁰

| Primary Data Broker | Opt Out Method |
|----------------------------------|--|
| Acxiom | https://isapps.acxiom.com/optout/optout.aspx |
| CoreLogic | https://www.corelogic.com/privacy.aspx It is recommended you contact them via the email privacy@corelogic.com and you can provide them with documentation to opt out available at URL https://www.corelogic.com/downloadable-docs/teletrack-out-opt-form.pdf |
| Oracle Data Cloud | https://datacloudoptout.oracle.com/optout/ |
| Epsilon | 1. Email optout@epsilon.com ; or, 2. Call 1-888-780-3869; or, 3. Send mail to Epsilon, P.O. Box 1478, Broomfield, CO 80036 |
| AddThis | https://www.addthis.com/privacy/email-opt-out |
| Data and Marketing Choice | https://dmachoice.thedma.org/register.php (Please note that DMA is now charging a \$2 fee to register online. If you do not wish to pay \$2, you can use the following URL https://dmachoice.thedma.org/prefill_mailin_registration.php to fill out a form and mail your request into DMA.) |
| Direct Mail | http://www.directmail.com/mail_preference/ |
| E-Bureau | http://www.ebureau.com/privacy-center/opt-out for Opting Out will now route you to TransUnion's Opt Out link. It should be noted that older Opt Out guidance lists Opting Out of E-Bureau so simply Opt Out through TransUnion. |
| Experian | https://www.experian.com/privacy/opting_out.html |
| Opt Out Prescreen | https://www.optoutprescreen.com/selection |
| TowerData | https://instantdata.towerdata.com/optout/ |
| TransUnion Consumer | https://www.transunion.com/customer-support/marketing-offers-opt-out |

4.4 PEOPLE SEARCH SITES

People search sites enable the public to search names and other personally identifiable information.^{21, 22, 23, 24} Returns from these searches include property addresses, points of contact, family members, aliases, and more associated with the searched information with varying degrees of accuracy.

| People Search Site | Opt Out Method |
|--------------------|---|
| Addresses | https://www.addresses.com/optout.php |

| | |
|--------------------------|---|
| Archives | http://www.archives.com/?_act=Optout |
| BeenVerified | https://www.beenverified.com/f/optout/search |
| Cubib | https://cubib.com/optout.php |
| FamilyTreeNow | https://www.familytreenow.com/optout |
| FastPeopleSearch | https://www.fastpeoplesearch.com/removal |
| Instant Checkmate | https://www.instantcheckmate.com/opt-out/ |
| Intelius | https://www.intelius.com/optout |
| Lexis Nexis | https://www.lexisnexis.com/en-us/privacy/for-consumers/opt-out-of-lexisnexis.page? |
| Peek You | https://www.peakyou.com/about/contact/optout/ |
| People Finders | https://www.peoplefinder.com/optout.php |
| People Smart | https://www.peoplesmart.com/optout-go |
| People Wiz | https://www.peoplewhiz.com/remove-my-info |
| Pipl | https://pipl.com/help/remove/ |
| Radaris | https://radaris.com/ng/page/removal-officer |
| Social Catfish | https://socialcatfish.com/opt-out/ |
| Spokeo | https://www.spokeo.com/optout |
| SpyFly | https://www.spyfly.com/help-center/remove-info |
| Thatsthem | https://thatsthem.com/optout |
| TruePeopleSearch | https://www.truepeoplesearch.com/removal |
| USA People Search | https://www.usa-people-search.com/manage/ |
| White Pages | https://www.whitepages.com/data-policy |
| USPhoneBook | http://www.usphonebook.com/opt-out |

4.5 MOBILE PHONES AND MOBILE BROWSING

Mobiles phones have a variety of sensors and software, which generate data useful for identifying and tracking you.^{25, 26, 27, 28, 29} Check your location settings and advertisement settings via advice below. Be aware smartphone apps could also leak your personal data to include your location.^{30, 31, 32, 33, 34} Privacy advice for safely downloading smartphone apps can be read at the URL <https://www.cnet.com/news/7-privacy-tips-for-safely-using-smartphone-apps/> and below for Apple and Android technology settings.

4.5.1 Mobile Phones

| Platform | Technology | Privacy Advice |
|----------|------------|----------------|
|----------|------------|----------------|

| | | |
|--------------------------|-------------------------------------|---|
| Android | Location Settings | https://www.digitaltrends.com/mobile/android-privacy-guide/ <i>Pixel only:</i> https://android.gadgethacks.com/how-to/20-privacy-security-settings-you-need-check-your-google-pixel-0193251/ |
| | Limit App Store Interest-based Ads | https://www.saintlad.com/opt-out-of-google-ads/ |
| | Limit Ad Tracking | https://android.gadgethacks.com/how-to/opt-out-ad-tracking-android-0181303/ |
| Apple | Location Settings | https://www.computerworld.com/article/3339618/apple-ios/how-to-stay-as-private-as-possible-on-apples-ipad-and-iphone.html |
| | Limit Ad Tracking | https://ios.gadgethacks.com/how-to/limit-ads-advertising-companies-from-tracking-you-your-iphone-0190893/ |
| | Limit App Store Interest-based Ads | https://support.apple.com/en-us/HT202074 |
| Apple and Android | Reset Mobile Advertising Identifier | https://www.adcolony.com/privacy-policy/finding-advertising-id/ |

4.5.2 Mobile Browsing

| Platform | Technology | Privacy Advice |
|-----------------------|-------------|--|
| Browser | Chrome | https://www.makeuseof.com/tag/mobile-browsing-private/ |
| | Firefox | https://www.makeuseof.com/tag/mobile-browsing-private/ |
| | Safari | https://www.makeuseof.com/tag/mobile-browsing-private/ |
| Search Engine | Google | https://www.google.com/history/privacyadvisor/search?pa=1 |
| | DuckDuck Go | https://www.makeuseof.com/tag/mobile-browsing-private/ |
| Account Holder | Google | 1. https://www.pcworld.com/article/3299042/privacy/google-privacy-checkup-faq.html 2. https://www.pcworld.com/article/3315701/mobile/how-to-delete-google-search-history.html |

4.6 YOUR PERSONAL TELEPHONE NUMBER AND YOUR PERSONAL EMAIL ADDRESS

Your personal telephone number is one of your biggest digital exhaust personal vulnerabilities. You can decrease this vulnerability by establishing extra security for the phone. Create a security code and/or obfuscate the true number by creating a separate forwarding number. Read about this at the URL <https://techcrunch.com/2018/12/25/cybersecurity-101-guide-protect-phone-number/>

4.6.1 Your Personal Telephone Number

4.6.1.1 Set up a Personal Telephone Number Code

| Carrier | Instruction |
|----------|---|
| AT&T | https://www.att.com/esupport/article.html#!/wireless/KM1051397?gsi=Ks1FJro |
| Sprint | https://www.sprint.com/en/support/solutions/account-and-billing/learn-more-about-your-account-pin.html |
| T-Mobile | https://support.t-mobile.com/docs/DOC-37477 |
| Verizon | https://www.verizonwireless.com/support/account-pin-faqs/ |

4.6.1.2 Set up a Separate Forwarding Telephone Number

| Platform | Technology | Privacy Advice |
|----------|--------------|---|
| Apple | Google Voice | https://itunes.apple.com/us/app/google-voice/id318698524?mt=8 |
| | My Sudo | https://mysudo.com |
| | Others | https://www.makeuseof.com/tag/5-apps-getting-temporary-burner-phone-number/ |
| Android | Google Voice | https://play.google.com/store/apps/details?id=com.google.android.apps.googlevoice&hl=en_US |
| | Others | https://www.makeuseof.com/tag/5-apps-getting-temporary-burner-phone-number/ |

4.6.2 Your Personal Email Address

Create unique disposable email addresses for different online accounts. ***It is also highly recommended that you create a separate email address when opting out of your Digital Exhaust.*** This can be read about at the URL <https://www.digitaltrends.com/computing/best-sites-for-creating-a-disposable-email-address/> and URL <https://mashtips.com/disposable-email-services/>.

4.7 SOCIAL MEDIA PLATFORMS

Online social media services are teeming with private and public personal information.³⁵ Control yours via the below links to privacy settings. Further, ensure your account usernames and/or account unique IDs ***do not*** correlate with your personal data, and do not respond to messages or accept connection requests from parties you do not know or cannot validate to be legitimate.

4.7.1 Social Media Privacy Settings Links

| Service | Privacy Settings |
|-----------|---|
| Facebook | https://www.facebook.com/about/basics |
| Instagram | https://help.instagram.com/196883487377501 |
| Line | https://help.line.me/line/?contentId=20002865 |
| LinkedIn | https://www.linkedin.com/help/linkedin/answer/92055/understanding-your-privacy-settings?lang=en |
| Pinterest | https://help.pinterest.com/en/article/edit-account-privacy |
| Skype | https://support.skype.com/en/faq/FA140/how-do-i-manage-my-privacy-settings-in-skype-for-windows-desktop |
| SnapChat | https://support.snapchat.com/en-US/a/privacy-settings2 |
| Tumblr | https://tumblr.zendesk.com/hc/en-us/articles/115011611747-Privacy-options |
| Twitter | https://help.twitter.com/en/safety-and-security/how-to-make-twitter-private-and-public |
| Viber | https://support.viber.com/customer/en/portal/topics/592905-security-and-privacy/articles |
| WeChat | https://help.wechat.com/cgi-bin/newreadtemplate?t=help_center/topic_list&plat=2&lang=en&Channel=helpcenter&detail=1003386 |
| WhatsApp | https://faq.whatsapp.com/en/android/23225461/?category=5245250 |
| YouTube | https://support.google.com/youtube/answer/157177?co=GENIE.Platform%3DDesktop&hl=en |

4.8 FACEBOOK

Facebook's business model relies upon selling targeted advertising to you based on the personal information you share with it via its online social media services. The following techniques can help mitigate any personal risk you assume by using these services.

4.8.1 Standalone Email Addresses and Proper Settings

1. **USE A STANDALONE EMAIL ADDRESS FOR FACEBOOK.** Use a standalone email address that is not linked to any other account beyond Facebook.
2. **DO NOT REGISTER OR USE A TELEPHONE NUMBER WITH FACEBOOK.**
3. **ENSURE YOUR MOBILE PHONE AND WEB BROWSER ARE PROPERLY CONFIGURED.** Go through and apply guidance on these topics elsewhere in this document. To do so please see Sections 3.7.1 and 3.7.2.

4.8.2 Ensure Facebook Account Settings Properly Configured

- **PROTECT YOUR PASSWORD:** Create a Facebook password different from the passwords you use to log into other accounts. For additional tips, visit fb.me/Passwords. You can also test any sample password you choose at the URL <https://howsecureismypassword.net/>
- **ENABLE LOGIN NOTIFICATIONS:** Facebook will send you a notification if someone tries logging into your account from a new device or browser. To learn more, visit fb.me/LoginNotifications
- **ACTIVATE LOGIN APPROVALS:** Facebook will prompt you enter a special security code (*two-factor authentication*) each time you try to access your Facebook account from a new computer, phone or browser. To learn how to turn on Login Approvals, visit fb.me/LoginApprovals.

- **SET UP TRUSTED CONTACTS:** Trusted contacts are friends you can reach out to if you ever need help getting into your Facebook account. **Only have one to trust with that access.** Once set up, if you are unable to access your account, your trusted contacts can access special, one-time security codes from Facebook via a URL. You can then call your friends to get the security codes and use those codes to access your account. To set up your trusted contacts, visit fb.me/TrustedContacts.
- **CHECK WHERE YOU'RE LOGGED IN:** The **Where You're Logged In** section of your Security Settings shows you a list of browsers and devices that have been used to log in to your account recently. You will also see the option to End Activity and log yourself out on that computer, phone or tablet. To review your active sessions and log out from unused browsers and apps, visit fb.me/ActiveSessions.
- **CUSTOMIZE YOUR NOTIFICATIONS:** You can adjust what Facebook activity you are notified about and how you are notified. For additional details, visit fb.me/Notifications.

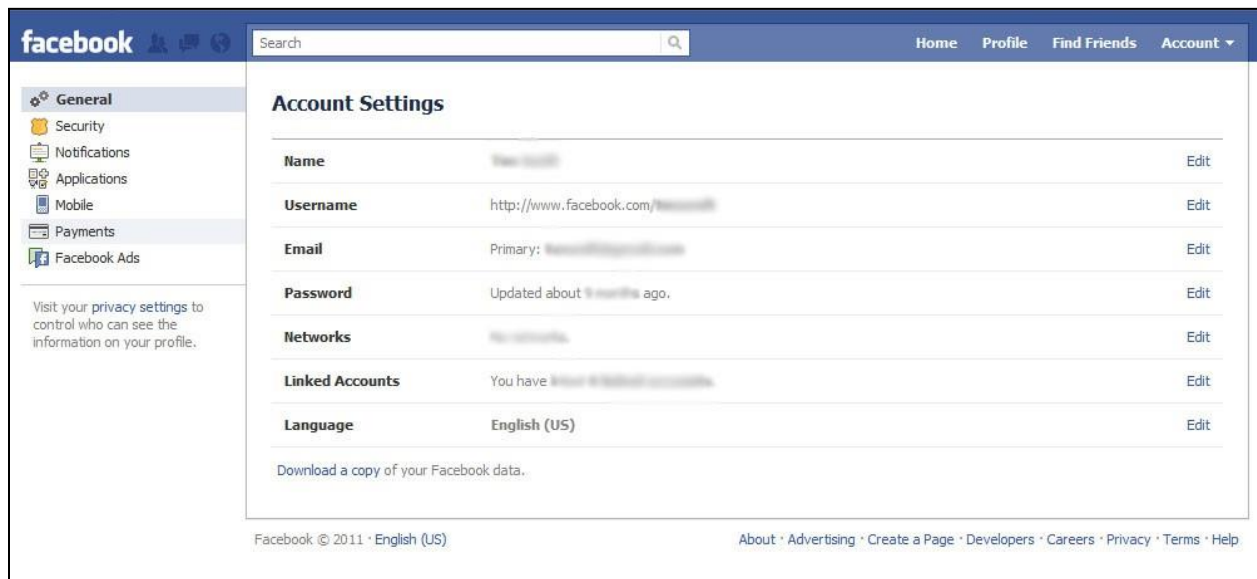


Figure 3. Facebook Account Settings.

4.8.3 Conduct Your Own Facebook Security Checkup

Use Facebook's Security Checkup to review and add more security to your account. To start your own Facebook Security Checkup, visit fb.me/securitycheckup.

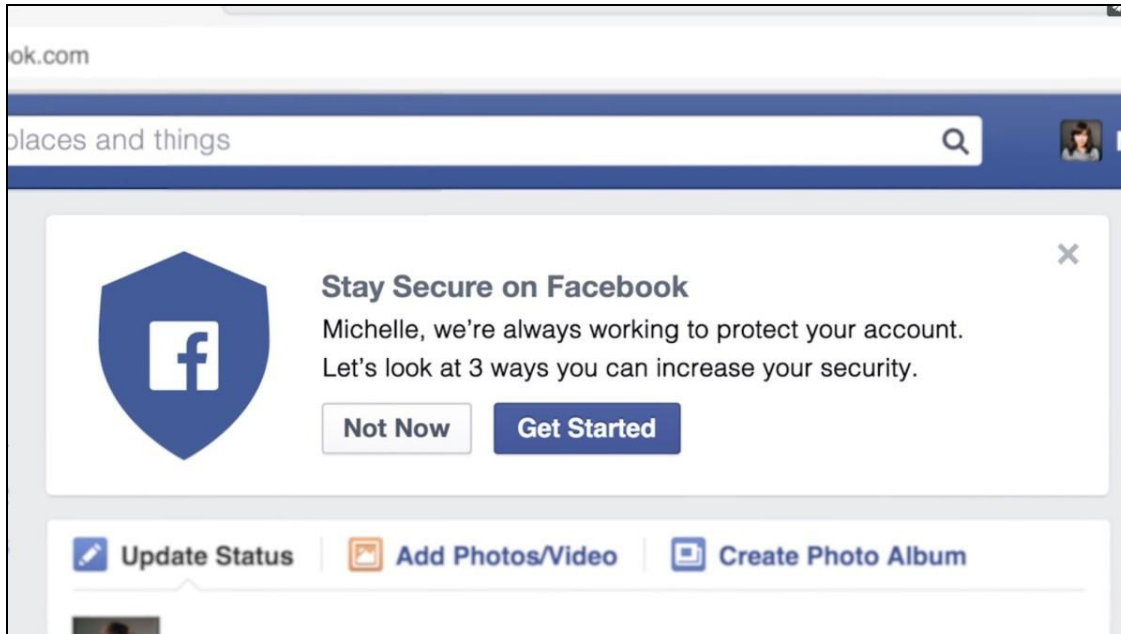


Figure 4. Facebook Security Checkup

4.8.4 Ensure Facebook Privacy Settings Are Properly Configured

- **SELECT YOUR AUDIENCE:** Whenever you update your status, share photos, or post any information on Facebook, you can select who sees what you share through the audience selector tool. This tool allows you to determine who sees what you share. The Custom option can be used to be as specific as you want for who can and cannot see something. Facebook's help page will remind you **when you post to another person's Timeline, that person controls what audience can view the post. Additionally, anyone who is tagged in a post may see it, along with his or her friends.** To learn more about selecting audiences, visit fb.me/AudienceSelector.
- **REVIEW AND APPROVE:** There are two options within the Timeline and Tagging Settings for reviewing content that is tagged. **The first allows you to approve or dismiss posts that you are tagged in before they appear on your Timeline.** This automatically applies to posts where you are tagged by someone you are not friends with, but you can choose to review all tags by turning on the timeline review. **The second option allows you to approve or dismiss tags people add to your posts.** When you turn this on, a tag someone adds to your post will not appear until you approve it. To learn how to enable tag reviews, visit fb.me/TagReview.
- **CONTROL LINKS TO SEARCH ENGINES:** If you **do not want search engines to link to your profile,** you can adjust your Privacy Settings. However, **some information from your profile can still appear in search engine results** because it is information you shared to a Public audience or posts and comments you shared on Pages, Public groups, or the Community Forum section of the Help Center. To learn more, visit fb.me/SearchEngines.
- **MANAGE LOCATION PRIVACY:** Your **location** can be shared in various ways: with apps, by checking-in, via private messages, or by someone else tagging you. It is important to **consider when you share your location** and with whom and **to take measures to protect your location when possible.** To learn more about location privacy on Facebook, visit fb.me/LocationPrivacy.
- **USE THE VIEW AS FEATURE:** You can see what your profile looks like to other people by using the View As tool. To learn more, visit fb.me/ViewAs.

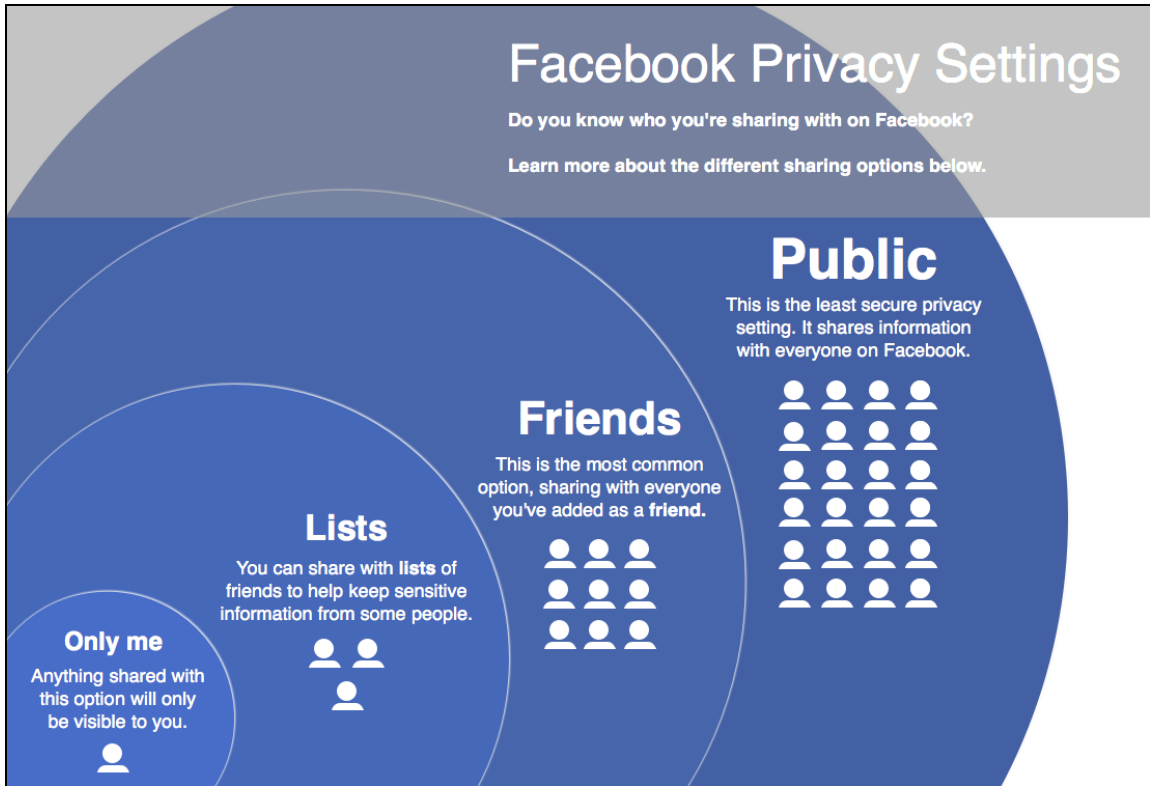


Figure 5. Facebook Privacy Settings

4.8.5 Managing Your Facebook Community

- **FRIEND PEOPLE YOU KNOW AND TRUST:** Facebook is where so many of us connect with people we know personally, like friends, family, classmates, and coworkers. Facebook is based on authentic identities, where people represent who they are in the real world.
- **DO NOT USE YOUR FULL NAME ON FACEBOOK.** This is one of the fastest ways to get into someone's life so you might as well make it harder for someone to find you if they get a hold of your personal information or use Facebook as a way to gauge your life even in new social circles. Unfortunately, as Facebook notes, some individuals use tactics such as impersonating a friend to gain access to personal information. If you receive a friend request from someone you are already friends with, ask if they sent the new request before accepting it. If they did not create it, report the impersonating profile to Facebook. If you want to meet new people through Facebook, try connecting with Pages and groups that interest you. **You can also choose to limit who can see your friend list if you are worried about your friends and family being contacted by someone.** To learn more about adding friends and friend requests, visit fb.me/FriendRequests.
- **UNFRIENDING:** To unfriend someone, go to that person's profile, hover over the Friends button at the top of their profile and select Unfriend. If you choose to unfriend someone, Facebook will not notify the person but you will be removed from that person's friends list. If you want to be friends with this person again, you will need to send a new friend request. To learn more about removing friends, visit fb.me/Unfriending.
- **BLOCKING:** Blocking a person **automatically unfriends them**, and also blocks them so they can no longer see things you post on your profile, tag you, invite you to events or groups, start a

conversation with you, or add you as a friend. Blocking is reciprocal, so you also will not be able to do things like start a conversation with them or add them as a friend. When you block someone, Facebook **does not notify** him or her you have blocked them. To learn more, visit fb.me/Blocking.

- **REPORTING:** Any type of content can be reported to Facebook. Facebook’s Community Standards explain what type of content and sharing is allowed on Facebook. When something is reported to Facebook, a global team reviews it and removes anything that violates these terms. To learn how to report and what happens when you click report, click here fb.me/Reporting.










Figure 6. Facebook Notifications Center

4.8.6 Facebook Facial Recognition and Active Status

Disable Facebook facial recognition. Facebook describes facial recognition as “Our technology analyzes the pixels in photos and videos, such as your profile picture and photos and videos that you have been tagged in, to calculate a unique number, which we call a template. We compare other photos and videos on Facebook to this template and if we find a match, we will recognize you. If you are untagged from a photo, or video, information from those untagged photos and videos is no longer used in the template. If your face recognition setting is set to off, we delete the template.” in their help center post at URL <https://www.facebook.com/help/122175507864081>

Disabling active status allows you to operate on the service private from other users and Facebook friends.


Privacy
Control who sees what you do on Facebook, and how data helps us personalize experiences.

-  **Privacy Settings**
Control who can see your posts and content, as well as who can search for you.
-  **Face Recognition**
Choose whether we recognize you in photos and videos.
-  **Timeline and Tagging**
Decide who can interact with you and your posts on Facebook.
-  **Public Posts**
Manage who can follow you, and who can comment on your public posts.
-  **Blocking**
Review people you've previously blocked.
-  **Location**
Manage your location settings.
-  **Active Status**
Show when you're active.


4.8.7 Disabling Advertising Features In Facebook


Go to your Account Settings and enter the section for Ad Preferences.


Ads
Review how we use data to make the ads you see more relevant.


 **Ad Preferences**
Control how data influences the ads you see, and learn more about how our ads work.


Then, enter each section **Advertisers**, **Your Information**, and **Ad Settings**.

 Advertisers >

 Your information >


 Ad settings >

 Hide ad topics >

 How Facebook ads work >

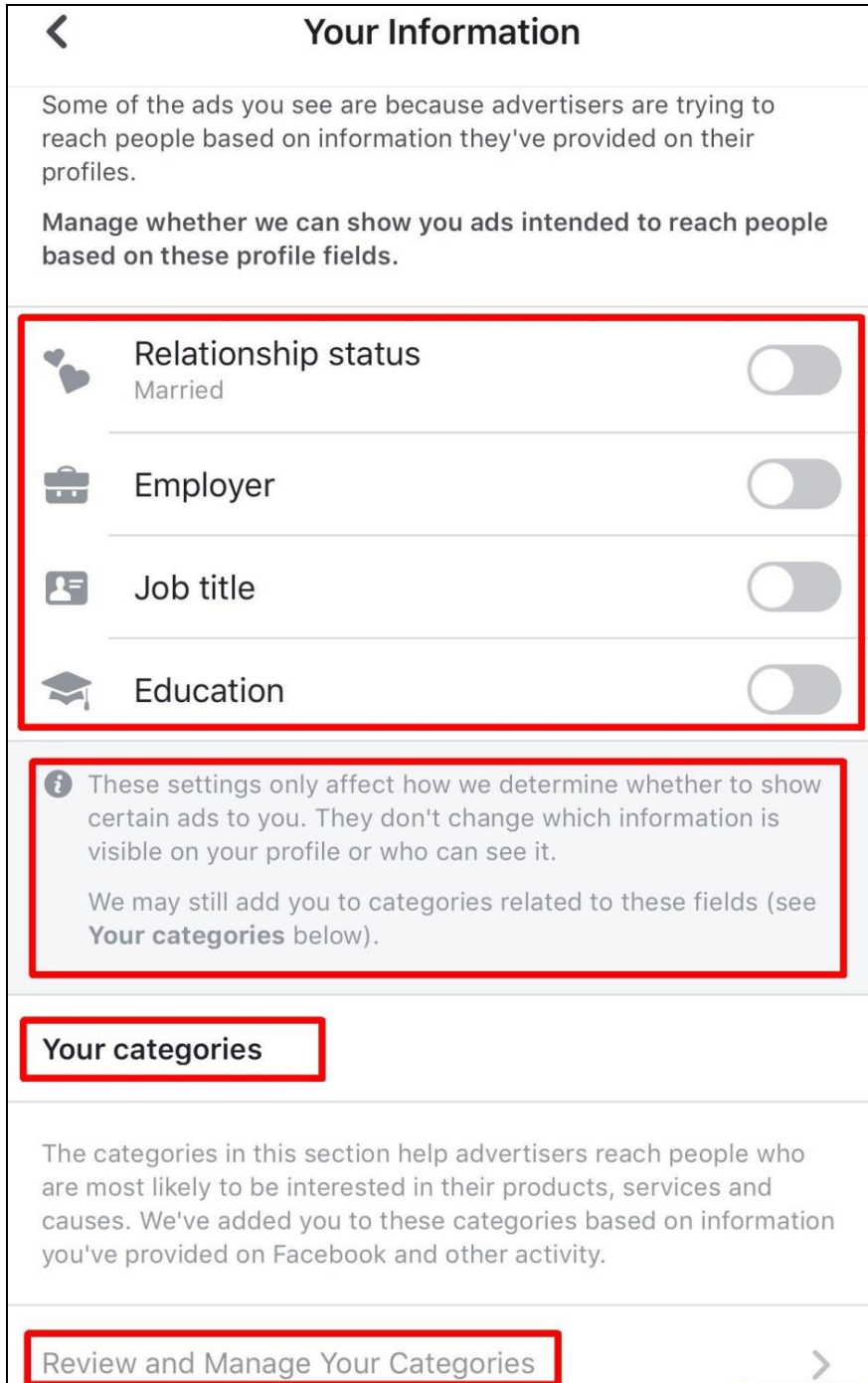
4.8.7.1 Advertisers

Your Facebook account will have the same sub sections as highlighted below. They will educate you how Facebook already used your information for its advertising purposes.




4.8.7.2 Your Information

Everything in this section is available to how Facebook serves advertising to you and your management of it **does not** affect how Facebook profile looks. Pay close attention to the **Review and Manage Your Categories** section; you may have Wi-Fi and Phone settings in it, which you can opt out of as well.




4.8.7.3 Ad Settings


Disable all Ad Settings under the sections entitled **Ads based on data from partners**, **Ads based on your activity on Facebook Company Products that you see elsewhere** and **Ads that include your social actions**.

 **Ads Settings**


We use data to show better ads. You can use these settings to choose whether you want certain types of your data to influence the ads we show. Changing these settings won't affect the number of ads you see.

Ads based on data from partners
To decide which ads we show you, we use data that advertisers, app developers and publishers provide us about your activity off [Facebook Company Products](#). This includes your use of partners' websites and apps and certain offline interactions with them, like purchases. 

Not Allowed

Ads based on your activity on Facebook Company Products that you see elsewhere
When we show you ads off [Facebook Company Products](#), such as on the websites, apps and devices that use our advertising services, we use data about your activity on Facebook Company Products to make them more relevant. 

Not Allowed

Ads that include your social actions
We may include your social actions on ads, such as liking the Page that's running the ad. Who can see this info? 

No One

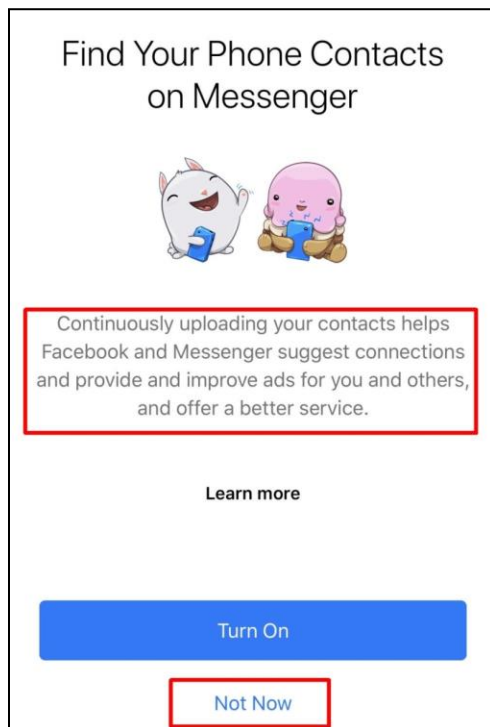
4.9 FACEBOOK MESSENGER

Facebook Messenger automatically synchronizes your contacts.

4.9.1 Disabling Facebook Messenger From Automatically Syncing Your Contacts

4.9.1.1 If You Are Installing The App

Pay close attention to what prompts appear on your Mobile Phone as you install Facebook Messenger. After you have installed the App, you will begin setting up your profile based on existing Facebook information or whatever information you have provided. You will then see a prompt on your screen with two animated creatures. If you read the dialogue carefully (as highlighted in the graphic), you will see the text, which indicates "Continuously uploading your contacts helps Facebook and Messenger suggest connections and provide and improve ads for you and others, and offer a better service." Make sure you click on 'Not Now'. This will prevent Facebook Messenger from uploading your contacts into the Facebook ecosystem.

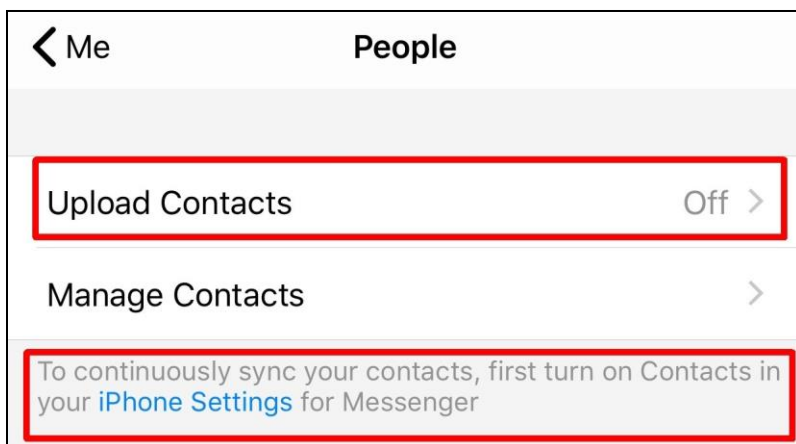
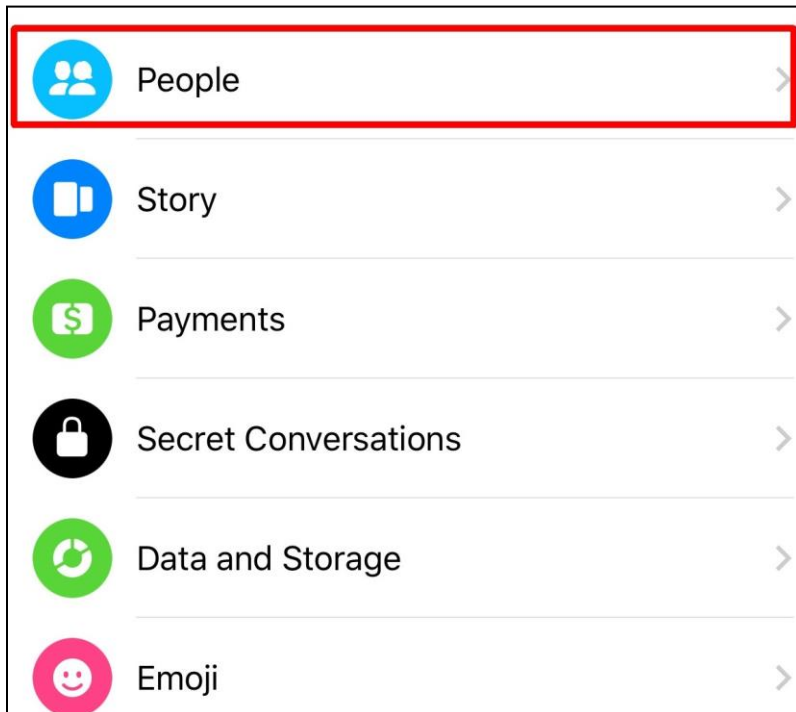


4.9.1.2 If The App Is Already Installed

Perhaps you were unaware that enabling the feature discussed above actually uploaded your contact list from your Mobile Phone into the Facebook ecosystem so now you would like to go back, disable the setting and now retroactively delete your contacts from Facebook Messenger. Here is how you disable the setting to stop continuously synchronizing your contacts with Facebook Messenger as well as actually delete them from Facebook's ecosystem (*hopefully*).


1. Launch the Facebook Messenger app from your Mobile Phone or Personal Device and go to the home screen.
2. Look for the photo icon at the top left hand corner of the screen and Tap on it.

3. Now tap on 'People' within the 'Preferences' section (as highlighted in the graphic below).
4. Now tap on 'Upload Contacts' and ensure you have the setting adjusted to 'Off'.



4.9.1.3 Stopping Facebook Messenger From Automatically Syncing Your Contacts (If The App Is Already Installed)

According to Facebook at URL <https://www.facebook.com/help/messenger-app/838237596230667> when you turn off contact uploading, the contacts you have uploaded to Messenger will automatically be deleted. You can also go to the [Manage Your Uploaded Contacts](#) screen and tap **Delete All Contacts** > **Delete All Contacts** to delete these contacts. To stop your contacts from being uploaded again, you will need to turn off contact uploading on any devices where you are using the Messenger app.

Done Manage Your Uploaded Contact... 

Manage Your Uploaded Contacts and Call and Text History

These are the contacts and call and text history that you've uploaded from Messenger. Information like this helps Facebook and Messenger make better suggestions for you and others, and helps us provide a better service.

You may have uploaded info about these contacts beyond just the phone numbers below, like nicknames. You can see that data by visiting our [Help Center](#).

To stop continuously uploading your contacts, turn off the [Sync Contacts](#) setting in the Messenger app. To stop continuously uploading your call and text history, turn off the [Continuous Call and SMS Matching](#) setting. Turning off each setting will delete all of your previously uploaded contacts or call and text history from Messenger.

Keep in mind that if you delete the information on this screen, but have continuous uploading still turned on for either setting, the info will be uploaded again automatically.

See contacts you've uploaded from Facebook.

Contacts

Call Logs

- Delete All Contacts

4.9.2 Additional Facebook Messenger Privacy Settings

You can control your privacy in Messenger by choosing who can see your active status, choosing your Story audience, using secret conversations and more. Here are some ways to control your privacy in Messenger:

- **Control who can see when you are active:** Active Status shows your friends and contacts when you are active or recently active on Facebook or Messenger. The following link will instruct you on how to [control your active status in Messenger](#).
- **Control who can reach your chats list:** If someone who you are not connected with on Facebook sends you a message, you will receive a connection request. The following link will instruct you on how to [control who can start a new chat with you in Messenger](#).

FOR OFFICIAL USE ONLY

- **Use Secret Conversations:** Secret conversations in Messenger are end-to-end encrypted and can only be read on one device of the person you are communicating with. The following link will instruct you on how to use [*secret conversations in Messenger*](#).
- **Clear your Search History:** Facebook Messenger allows users to edit or clear their search history in Messenger. The following link will instruct you on how to [*clear your search history in Messenger*](#).
- **Remove a message that you have sent:** Facebook Messenger allows users to permanently remove a message that you have sent for everyone in the chat, or just for yourself. The following link will instruct you on [*how to remove a message*](#) within Facebook Messenger.
- **Customize who can view your story:** You can control who can and cannot see your story and the following link will allow you to [*choose who can see your story in Messenger*](#).

4.10 LINKEDIN

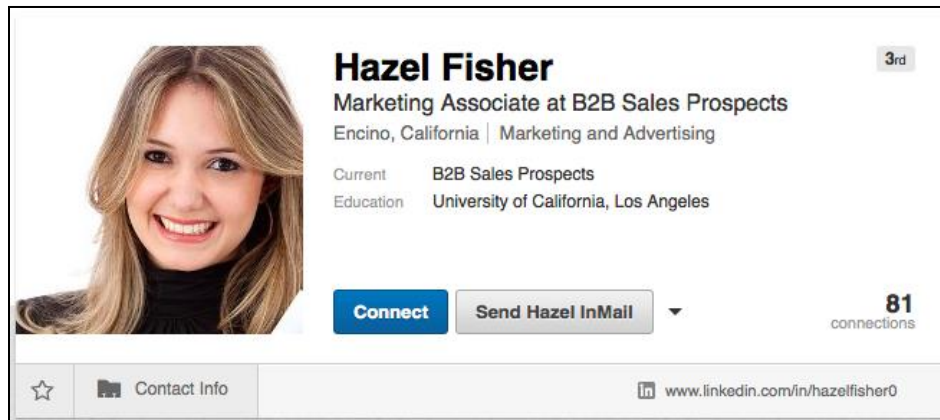
This section will review how to **Detect Fake or Doppelgänger LinkedIn Accounts** and **LinkedIn Privacy Settings**.

4.10.1 Detecting Fake or Doppelgänger LinkedIn Accounts/Personas

This section will give tips for how to spot fake or “doppelgänger” LinkedIn accounts. This is critical because connecting with a fake LinkedIn profile can give cyber criminals or Advanced Persistent Threat actors access to important and powerful information about you, such as details about your history, company and professional contacts. That information can be used to create detailed and believable phishing campaigns and other financial swindles. In short, beware of LinkedIn accounts with **fake photos, incomplete profiles, limited connections, fake names, poor spelling and grammar, and/or suspicious work history**.

4.10.1.1 Fake Photos

Model-quality photos often accompany a large number of Fake LinkedIn profiles. If you are suspicious about a photo, there is an easy way to check its authenticity. Simply do a reverse image search using **TinEye**, **Bing's Visual Search** or **Google's Reverse Image Search**. These search engines will show you where, if any place, the same image has been used previously online.



4.10.1.2 Incomplete Profiles

One key indicator of fake LinkedIn accounts is the lack of any real information about the individual. If there is information, it is often in the form of mostly generic statements that lack any specificity in the summary and experience sections. Conversely, genuine profiles belonging to real people typically include a mixture of personal details, such as causes, volunteering, hobbies, education, recommendations, and the use of the first person when writing the 'Summary' or 'Experience' sections.

Many fake profiles used for swindles do not bother to add personal information and keep detail to a minimum. Most people also personalize their custom LinkedIn URL whereas false accounts generally will not as they are created quickly and without tremendous attention to detail. This may not be the case for more sophisticated Cyber criminals or Advanced Persistent Threat actors.

4.10.1.3 Limited Connections

Genuine profiles typically have a mixture of people and profiles among its connections. Fake profiles may have connections with all the same or all opposite gender people with fake-looking profile pictures.

Fake profiles can range from a few to several hundred connections, as well as a handful of skill endorsements. They also usually belong to several groups, and follow a couple of companies and influencers.

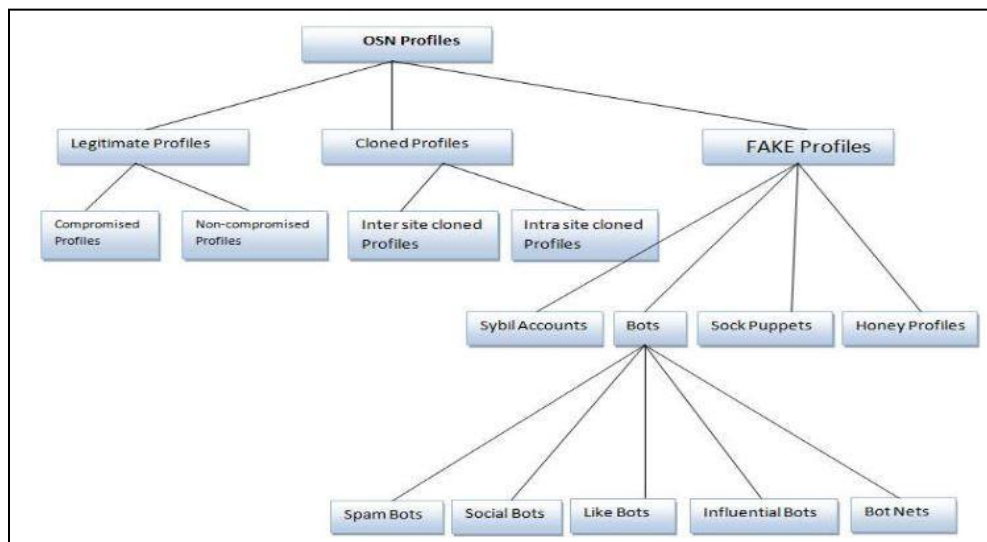
Check out mutual connections from a connection request, or better yet, message your connections directly to see if you can validate an individual's identity prior to connecting to their profile.

4.10.1.4 Fake Names or Doppelgängers

Threat actors may create fake names or doppelgänger accounts to facilitate their threat activities. Accounts created in this may use generic names or that of a very famous person, like an actor, actress or television personality. Some scammers will use the name of a more obscure actor or actress that would not be as known to most of those on LinkedIn.

Threat actors may also create accounts that impersonate a legitimate person's account. These accounts are doppelgängers and their users try to assume a legitimate connection's identity as best as they can. These doppelgänger accounts are frequently 3rd degree connections. To protect against this, run the account name in LinkedIn's search function to see if they have more than one account. If so, you may have identified their doppelgänger or found the true account and uncovered that whomever you are interacting with is the doppelgänger. If you can, block the illegitimate account(s). This prevents the threat actor from viewing your profile, attempting to follow your account on LinkedIn, and from delivering any type of malware to you through LinkedIn InMail.

More about doppelgänger accounts are available in the article "A Sneak Into The Devil's Colony-Fake Profiles in Online Social Networks" at URL <https://arxiv.org/ftp/arxiv/papers/1705/1705.09929.pdf>



4.10.1.5 Poor Spelling and Grammar

Many fake profiles include obvious errors like misspellings and poor grammar. Often, the first name is displayed in all capital or lowercase letters, which would not be common to see in a genuine profile.

4.10.1.6 Suspicious Work History

One of the most effective ways to detect a suspicious work history is to check a connection's work experience by looking for their current employer elsewhere online and see if the person with the suspect profile is, in fact, listed as working there.

4.10.1.7 Suspect Connection Requests

Be sure to vet connection requests if they contain content with languages unfamiliar to you. Use the [Google Translate App](#) at URL <https://translate.google.com/intl/en/about/> if you want to read what the profile says in any unfamiliar language. On a mobile phone, take a screen shot and import it.



4.10.2 LinkedIn Privacy Settings

LinkedIn provides users with a number of privacy options. Review the following URL to better understand them <https://www.linkedin.com/help/linkedin/answer/92055/understanding-your-privacy-settings?lang=en> then head over to begin controlling them. You can control them at the URL <https://www.linkedin.com/help/linkedin/answer/66>

The *Settings & Privacy* page is organized into four tabs to help you easily view and modify your account information, privacy preferences, ads settings, and communication notifications to include:

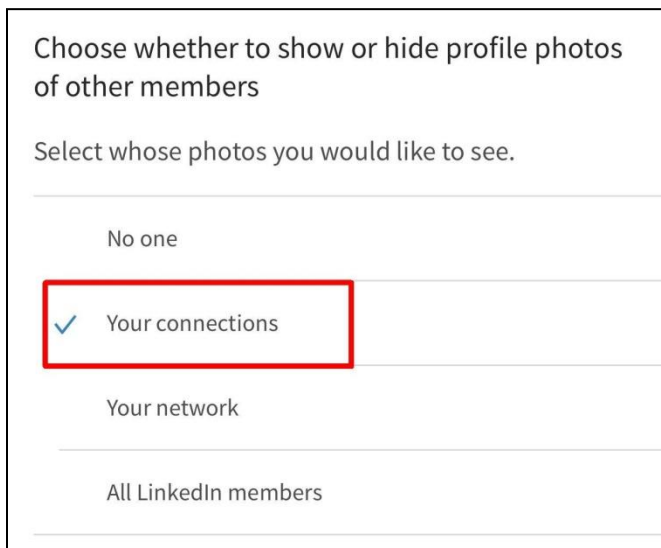
- **Account tab** - allows you to manage your account settings, such as adding email addresses, changing your password or language, and other account management options.
- **Privacy tab** - covers all privacy and security settings related to what can be seen about you, how information can be used, and downloading your data.
- **Ads tab** - enables you to control the information that LinkedIn uses to show you relevant ads by adjusting your account's ads settings.
- **Communication tab** - houses your preferences for how LinkedIn and other parties are able to contact you, and how frequently you would like to hear from us.

You can also check out the following information to learn more about some key settings you can manage through the *Settings & Privacy* page to include:

- [Changing Your Password](#)
- [Adding or Changing Email Addresses](#)
- [Adding and Removing Mobile Phone Numbers from Your Account](#)
- [Stopping or Changing Email Notifications](#)
- [Sharing Profile Changes with Your Network](#)
- ["Who's Viewed Your Profile" - Overview and Privacy](#)
- [Turning on Two-step Verification for Improved Security](#)
- [Setting push notification settings](#)
- [Viewing your groups](#)

4.10.2.1 Showing Profile Photos on LinkedIn

Suppress your profile photo from showing to everyone besides people you validate.



Choose whether to show or hide profile photos of other members

Select whose photos you would like to see.

No one

Your connections

Your network

All LinkedIn members

4.10.2.2 Changing How Your Name Appears On Your Profile

LinkedIn allows you to control how people see your last name on the platform. Hide your last name from people not connected to your account.

4.10.2.3 Reviewing Where Your Name Appears On Your Profile

Modify your account's custom URL on your LinkedIn profile to omit your full name. Also, do not openly post your resume online, review any recommendations you receive and ensure your last name is controlled on them and any other personally identifiable information in them.

4.10.2.4 Follow Accounts Instead of Connecting to Them

According to LinkedIn, "Connections are members who connected on LinkedIn because they know and trust each other. If you are connected to someone, you will both be able to see each other's shares and updates on your LinkedIn homepages. You can also send messages to your connections on LinkedIn. Following someone on LinkedIn allows you to see the person's posts and articles on your homepage without being connected to them. However, the person you're following won't see your posts." More is

available at the URL <https://www.linkedin.com/help/linkedin/answer/32504/similarities-and-differences-between-following-and-connecting?lang=en>

Following is a very valuable tool provided by LinkedIn. It enables sensitive and high profile users to overtly control to whom their accounts connect. Users can always view a list of your followers on your profile page at URL <https://www.linkedin.com/help/linkedin/answer/2717> and manage who can follow their updates at URL <https://www.linkedin.com/help/linkedin/answer/53652> Do this to ensure no suspicious or nefarious individuals are remotely viewing your LinkedIn profile.



4.10.2.5 Searching for People on LinkedIn

Assuming you controlled your account's last name and photo, it is generally more difficult for threat actors to spoof your LinkedIn account with a doppelgänger account. Regardless, search your name in LinkedIn to look for any 3rd-degree connections who may be attempting pass themselves off as the real you. The article at URL <https://www.linkedin.com/help/linkedin/topics/6001/6008/3544> offers a great overview for how to search. You can also perform Boolean searches on LinkedIn. Instructions for how to do this are available at URL <https://www.linkedin.com/help/linkedin/answer/75814/using-boolean-search-on-linkedin?lang=en> Also, if you want a better understanding about how your network and degrees of connection work on LinkedIn, read the article at URL <https://www.linkedin.com/help/linkedin/answer/110/your-network-and-degrees-of-connection?lang=en>

4.11 REAL ESTATE ONLINE LISTINGS

You should consider removing pictures of your home from real estate services' online listings. These often display both exterior and interior images of your residence. Further privacy can be achieved by suppressing curbside images of your home from showing in Google Street View and Bing Curbside. More advice can be at this URL <https://www.thebalance.com/remove-old-home-photos-from-real-estate-websites-4102195>

4.11.1 Real Estate Online Service Privacy Links

| Service | Privacy Settings |
|----------|--|
| Zillow | https://zillow.zendesk.com/hc/en-us/articles/218578357-Owner-Dashboard https://zillow.zendesk.com/hc/en-us/requests/new |
| Trulia | https://support.trulia.com/hc/en-us/requests/new |
| Realtor | Sign up, control of listing |
| Redfin | https://support.redfin.com/hc/en-us/articles/360013247432-Removing-Photos-on-a-Sold-Home |
| Movoto | Contact customercare@movoto.com |
| Homesnap | Contact support@homesnap.com |

4.11.2 How To Remove Curbside Pictures Of Your Home

| Service | Privacy Settings |
|--------------------|--|
| Google Street View | https://www.wikihow.com/Opt-Out-of-Google-Street-View https://support.google.com/websearch/answer/4628134?hl=en |
| Bing Streetside | https://www.bing.com/maps/privacyreport/streetsideprivacyreport?bubbleid=198628406 |

4.12 GAMING CONSOLES

Gaming consoles like the Nintendo Switch, PlayStation 4, and X-Box One all have social media services. Check the below settings and advice for controlling your accounts' privacy.

4.12.1 Consoles and Online Services

| Service | Privacy Settings/Advice |
|--|--|
| Nintendo Switch | 1. https://en-americas-support.nintendo.com/app/answers/detail/a_id/15987/~how-to-adjust-nintendo-account-profile-settings-%28country%2C-email%2C-etc.%29 |
| PlayStation 4 (PS4) and PlayStation Network (PSN) | <ol style="list-style-type: none"> 1. https://www.playstation.com/en-gb/get-help/help-library/my-account/parental-controls/how-to-use-playstation-4-to-limit-who-can-contact-you-over-plays/ 2. https://www.playstation.com/en-us/account-security/2-step-verification/ 3. https://thenextweb.com/basics/2019/01/31/playstation-4-privacy-settings-hiding/ |
| X-Box One (XONE) and X-Box Live | <ol style="list-style-type: none"> 1. https://support.microsoft.com/en-us/help/4482922/xbox-one-online-safety-and-privacy-settings-for-parents-and-kids 2. https://www.thewindowsclub.com/how-to-setup-xbox-privacy-and-online-safety-for-kids |

4.13 DEBIT AND CREDIT CARD TRACKING

Although it is illegal for financial institutions to sell your information, sharing your information is often important for their business operations and your information is shared internally and with affiliates and non-affiliates. Affiliates are companies related by control or ownership, and non-affiliates are outside companies. The companies can be financial or non-financial in nature. Companies share your information with both parties in order to market to you.

Some companies often claim a user's privacy would not be violated as all personal data has been de-identified and pseudonymized, (i.e., your personal information) like name and credit card number have been replaced by pseudonyms. If you would like to know more about privacy choices for your personal financial information, read the article by the Federal Trade Commission URL

<https://www.consumer.ftc.gov/articles/0222-privacy-choices-your-personal-financial-information> and review the list of specific banks and credit card privacy opt-out links at <https://www.mymoneyblog.com/big-list-bank-credit-card-privacy-opt-out.html>

4.13.1.1 Debit and Credit Card Financial Institutions

| Service | Privacy Settings/Advice |
|------------------|---|
| MasterCard | https://www.mastercard.us/en-us/about-mastercard/what-we-do/privacy/data-analytics-opt-out.html |
| Visa | https://marketingreportoptout.visa.com/OPTOUT/request.do |
| American Express | None identified |
| Discover | None identified |

4.14 GOOGLE TRACKING AND LOCATION DATA

Settings are available to control Google’s vast ability to collect data about you in its Activity Controls for your Google account.^{36, 37, 38, 39} This graphic by the website Visual Capitalist summarizes that collection.⁴⁰ The easiest way to begin accessing the extensive controls that Google offers users is through the Google Safety Center located at URL <https://safety.google/privacy/privacy-controls/>

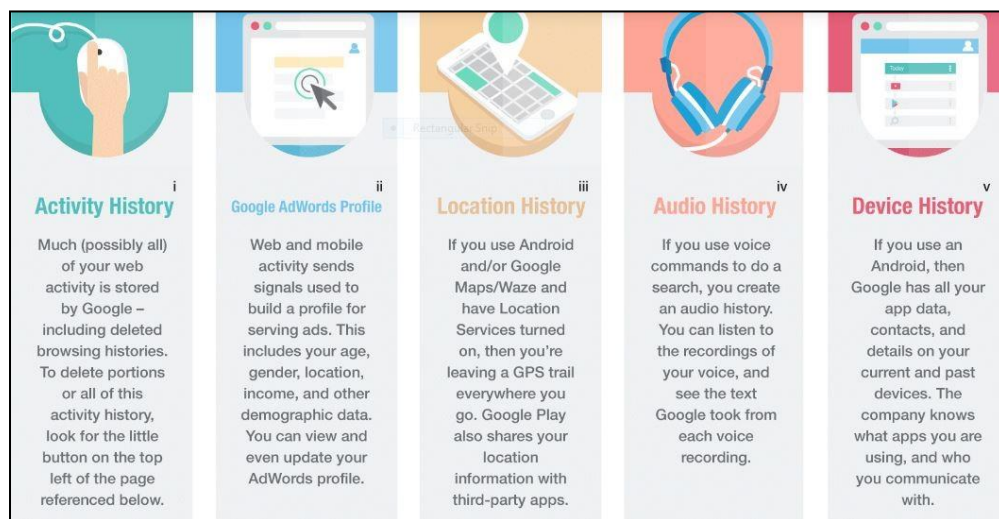


Figure 7. Source: Visual Capitalist <https://www.visualcapitalist.com/how-google-tracks-you/>

4.14.1 Google Account Privacy Controls

| Browser Privacy Control | URL |
|--|---|
| Google Safety Center | https://safety.google/privacy/privacy-controls/ |
| Google Account Privacy Checkup | https://myaccount.google.com/privacycheckup |
| Google Account Activity Controls | https://myaccount.google.com/activitycontrols |
| Google Dashboard (Manage All Of Your Google Data) | https://myaccount.google.com/dashboard |
| Control Web and App Activity | https://support.google.com/websearch/answer/54068?p=web_app_activity&authuser=0&hl=en&visit_id=637056287600533942-3442343815&rd=1 |
| Manage Your Location History | https://support.google.com/websearch/answer/3118687?visit_id=637056287600533942-3442343815&p=location_history&hl=en&rd=1 |
| Auto-Delete Web and App Activity | https://myactivity.google.com/myactivity?restrict=waa |
| Manage YouTube Privacy Settings | https://support.google.com/youtube/topic/9257518?hl=en |
| Your Google Data In Search | https://myactivity.google.com/privacyadvisor/search |
| Your Google Data In Maps | https://myaccount.google.com/yourdata/maps |
| Your Google Data In The Assistant | https://myaccount.google.com/yourdata/assistant |
| Download Your Google Account Data | https://takeout.google.com/settings/takeout?pli=1 |
| Google Ad Settings | https://adsettings.google.com/authenticated?utm_source=udc&utm_medium=r |
| Google Maps Timeline | https://support.google.com/maps/answer/6258979 |
| Search Activity | https://support.google.com/websearch/answer/54068?co=GENIE.Platform%3DDesktop&hl=en |
| Shared Usage and Diagnostic Data | https://support.google.com/accounts/answer/6078260 |
| Google Security Tips | https://safety.google/security/security-tips/ |
| Google Security Tips-Parental Supervision | https://safety.google/families/parental-supervision/ |
| Google Security-Tips For Families | https://safety.google/families/families-tips |

4.14.2 Google Assistant Data Privacy Controls

In 2019, Google outlined substantial changes to how Google Assistant handles voice recordings.⁴¹ These changes originated to meet users expectations of data transparency.⁴² If you use Google Assistant, the table below contains the URL you can use to browse or delete your Google Assistant data to include your Web and App activity, Voice and Audio recordings, App and Contact information from your devices and Ad personalization.

| Browser Privacy Control | URL |
|-------------------------|---|
| Google Assistant | https://myaccount.google.com/yourdata/assistant?e=PrivacyAdvisorAssistant&pli=1 |

4.14.3 Google Calendar Privacy Controls

Gmail users are vulnerable to malicious or unsolicited Google Calendar notifications. Google Calendar allows anyone to schedule a meeting with you, and Gmail is built to integrate with this calendaring functionality.⁴³ When a calendar invitation is sent to a user, a pop-up notification appears on their smartphone. Threat actors can create messages to include a malicious link, which can be used in phishing schemes or social engineering attacks.⁴⁴

| Browser Privacy Control | URL |
|-------------------------|--|
| Google Calendar | 1. https://support.google.com/calendar/answer/37083?hl=en |
| | 2. https://support.google.com/calendar/answer/37082?hl=en&ref_topic=3417970 |
| Google Events | 1. https://support.google.com/calendar/answer/6084018?co=GENIE.Platform%3DDesktop&hl=en |

4.14.4 Privacy-focused Google Personal Content Settings Examples

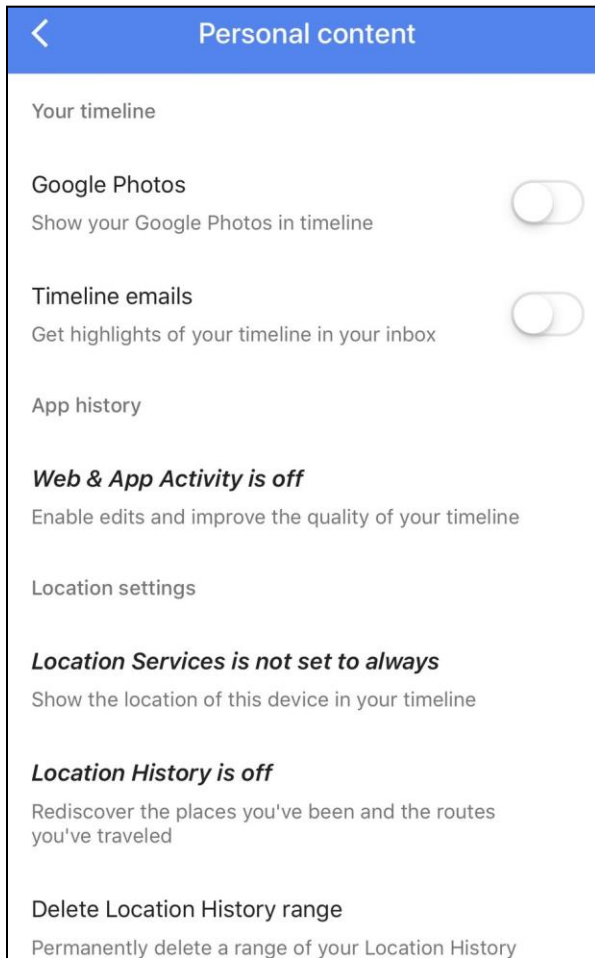


Photo Library

Check for photos

This allows Google to periodically check for photos you can add to places. Photos will never be added without permission.


Profile settings

Show contributions on your profile


List all your reviews, photos, any public posts on your public profile

Share profile with businesses

Make your public profile visible to businesses you follow

Group similar faces
Manage preferences for face grouping 


Face grouping
See photos of your favorite people grouped by similar faces. [Learn more.](#)

Sharing
Manage preferences for sharing 

Sharing suggestion notifications
Receive notifications when you have new photos to share with friends

Remove video from motion photos
Share only the still photos when sharing by link & in albums

Remove geo location in items shared by link
Affects items shared by link but not by other means

 About, terms & privacy

Google Maps © 2019 Google Inc.

Version 5.15.11

Terms of Service

Privacy Policy

Legal Notices

Open source licenses

Location data collection Off

Clear application data

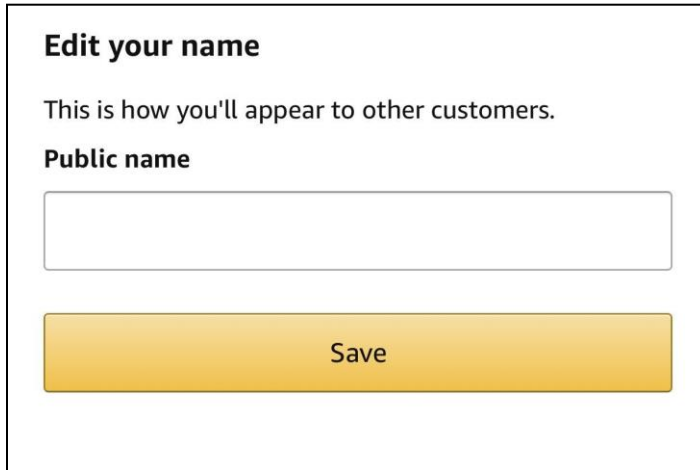
Reset Google Usage ID

4.15 AMAZON SETTINGS

4.15.1 Amazon Mobile App Settings

Visit this link to learn about default Amazon settings to improve your privacy. Follow steps below to act immediately. <https://the-digital-reader.com/2019/04/11/six-default-amazon-security-settings-you-can-change-for-more-privacy/>

4.15.1.1 Removing Your Public Amazon Profile



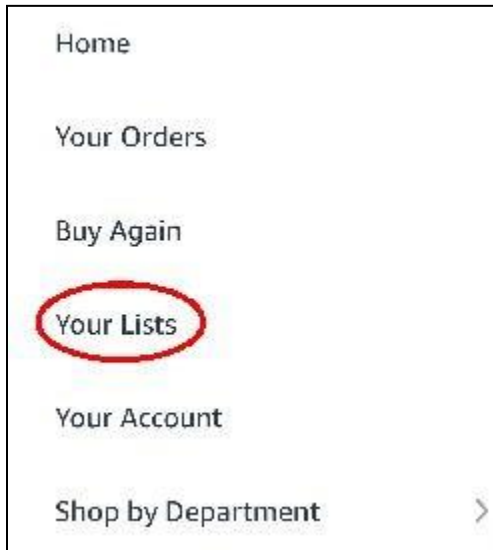
Edit your name

This is how you'll appear to other customers.

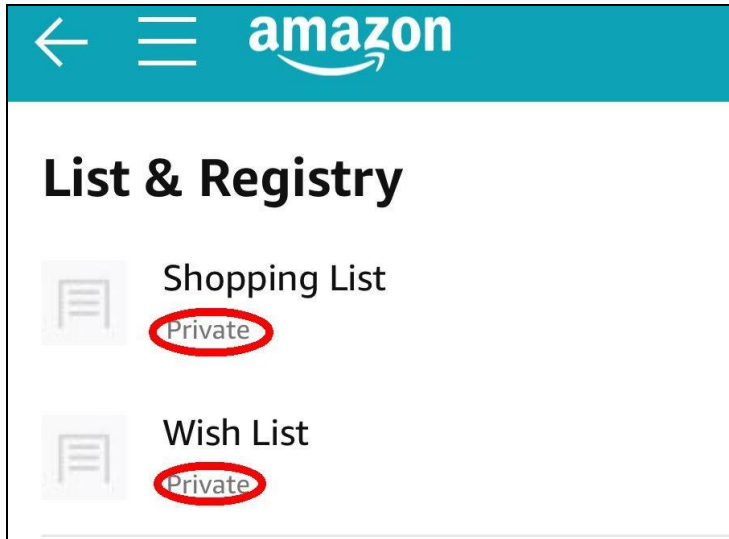
Public name

Save

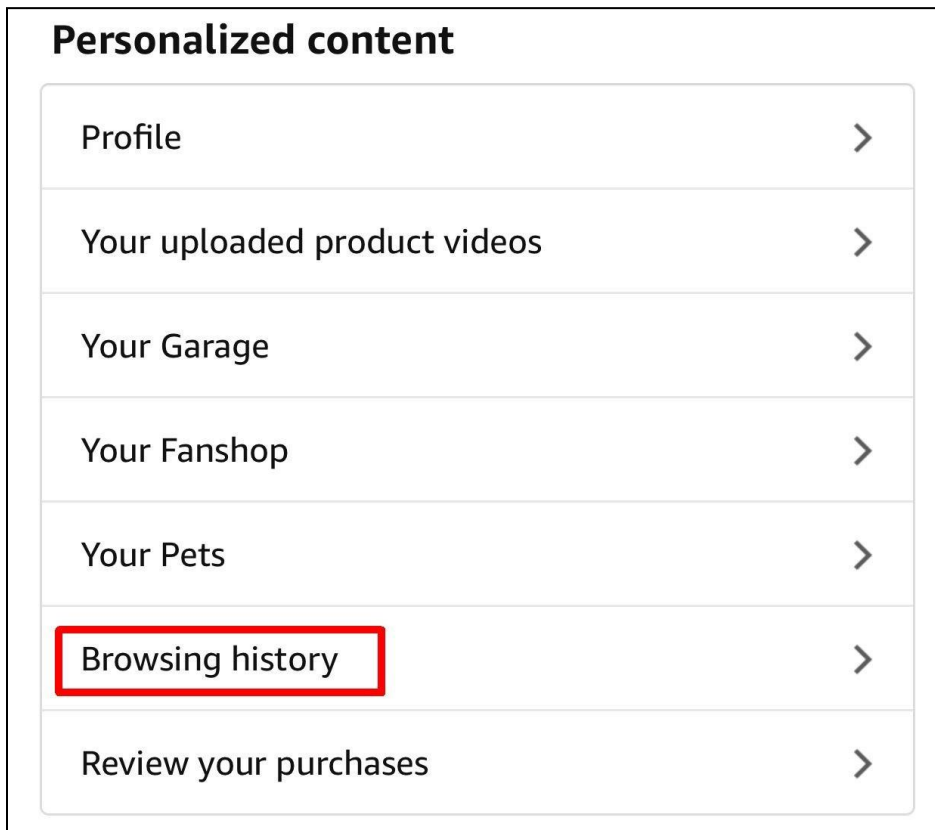
4.15.1.2 Set Your Shopping and Wish Lists to Private



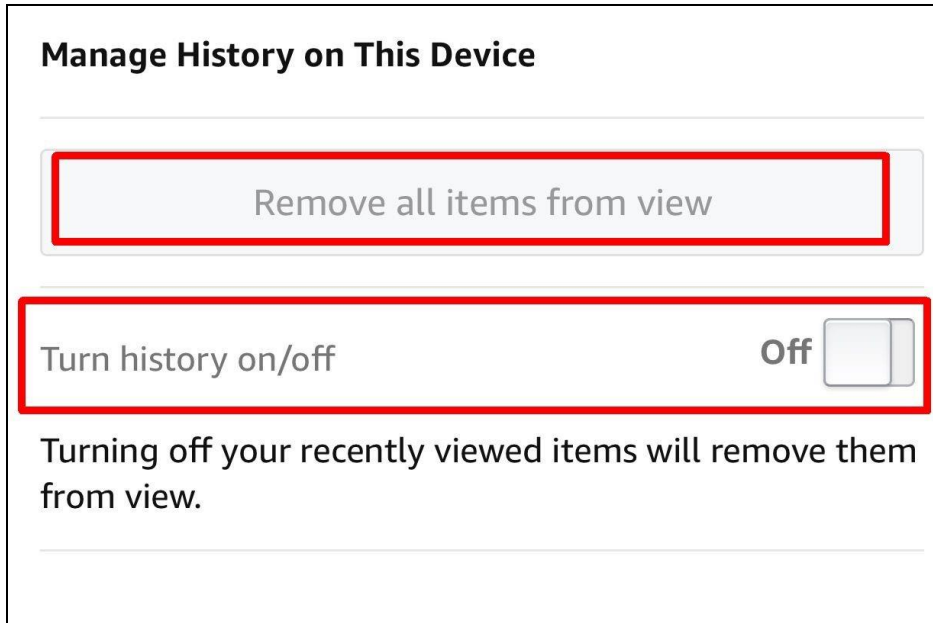
Then,



4.15.1.3 Clear Your Amazon Browsing History and Tracking Cookies




Then,



4.15.1.4 Opting Out of Amazon Advertising Preferences

Skip this section if you would like Amazon's ability to track your activities and to market items to you.



Then,

← ☰ amazon 🔍 🔔 🛒

Amazon Advertising Preferences

What are personalized ads? Personalized ads, sometimes referred to as targeted or interest-based ads, are based on information about you, such as the products you view on Amazon.com, your purchases on Amazon.com, visits to websites where we provide ads or content, or use of our payment services on other websites. You can set your preference for ads personalized by Amazon here, or visit our [Interest-Based-Ads](#) page to learn more.

Thank you. Your preferences have been saved.

Submit Your Preference

Personalize Ads from Amazon

Do Not Personalize Ads from Amazon for this Internet Browser

Submit

4.15.1.5 Disabling Amazon Saved Wi-Fi Passwords Feature

Ever wonder why you did not have to put your Wi-Fi password into your Fire TV or Alexa Echo? It is because this setting is enabled.

Saved Wi-Fi Passwords

Your saved Wi-Fi passwords allow you to configure compatible devices so that you won't need to re-enter your Wi-Fi password on each device. Once saved to Amazon, your Wi-Fi passwords are sent over a secured connection and are stored in an encrypted file on an Amazon server. Amazon will only use your Wi-Fi passwords to connect your compatible devices and will not share them with any third party without your permission.

[Learn more](#)

Your Saved Wi-Fi Passwords

All Devices

Delete

Wi-Fi simple setup

Enable this setting to allow eligible devices to automatically use your saved Wi-Fi passwords during setup.

Wi-Fi simple setup is disabled

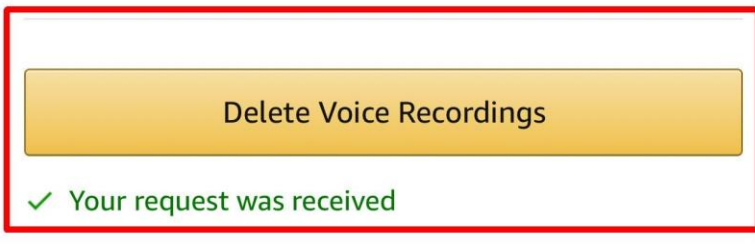
Enable

4.15.1.6 Disabling Voice Recordings through the Amazon App


Manage Voice Recordings

When you use voice search with the Amazon App, we keep the voice recording associated with your account to learn how you speak to improve the accuracy of results provided to you and to improve our services.

You can choose to delete voice recordings you've made in the Amazon App that are associated with your account. This will delete these associated voice recordings you've made in the Amazon App on all mobile devices and may degrade your experience using voice features.



4.15.1.7 Disabling Camera Images Through The Amazon App



Then,

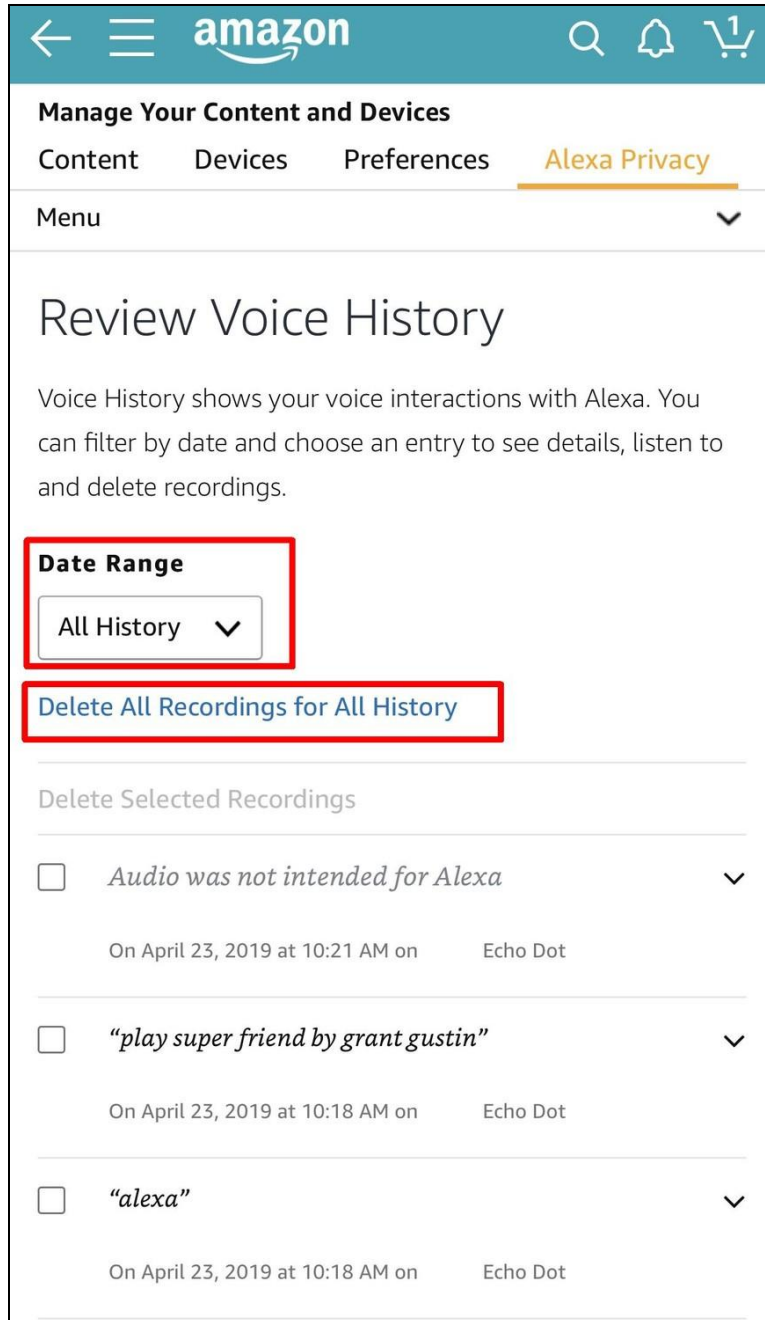


4.15.2 Alexa Echo Settings

4.15.2.1 Deleting Your Alexa Voice Recordings

You can play back all of the recordings in the history menu on [Alexa.amazon.com](https://alexa.amazon.com), and if you like you can delete the recordings one-by-one. However, if you want to delete all of the recordings, the best way to do this is to visit the ["Manage your content and devices" page on Amazon.com](#).

Any Alexa apps you have registered, as well as the Echo smart speakers, will be listed on this page. You can select each one, and delete the recordings associated with the app or device. If you use Alexa on a Fire tablet, you can also delete those recordings from this page.



4.15.2.2 Disabling Alexa's Voice Purchasing Feature

Go to Settings -> Alexa Account -> Voice Purchasing and make sure the "**Purchase by voice**" option is turned off to stop voice command purchases. If you want to use voice purchasing but want to keep others from using it, you can generate a voice code, which will be required before every purchase. Alternatively, follow the instructions at URL <https://www.azcentral.com/story/money/business/tech/2019/04/29/heres-how-you-use-amazons-echo-google-home-apples-homepod-without-giving-up-your-privacy/3589325002/> to stop voice command purchases.

4.15.2.3 Managing How Your Data Improves Alexa and Opting Out

Manage How Your Data Improves Alexa

Use Voice Recordings to Help Develop New Features

Training Alexa with recordings from a diverse range of customers helps ensure Alexa works well for everyone. When this setting is enabled, your voice recordings may be used in the development of new features.

If you turn this setting off, new features may not work well for you.

Help Develop New Features

[Learn more about Alexa and Privacy.](#)

Use Messages to Improve Transcriptions

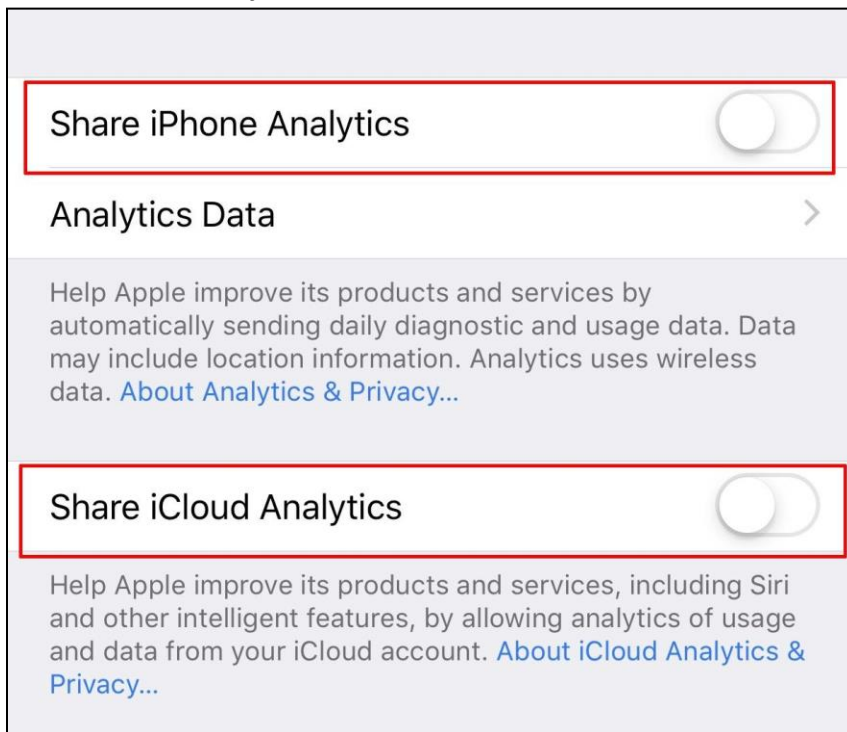
Allow Amazon to use messages you send with Alexa to improve transcription accuracy.

4.16 APPLE IPHONE ADS AND LOCATION SETTINGS

This section guides you how to control your iPhone's **Analytics** and **Advertising, Location Services**, ability to deliver **Location-based Apple Ads**, track your **Significant Locations**, and ability to deliver **Personalized Recommendations** through your location. This URL will inform you how your iPhone shares analytics, diagnostics, and usage information with Apple <https://support.apple.com/en-us/HT202100>

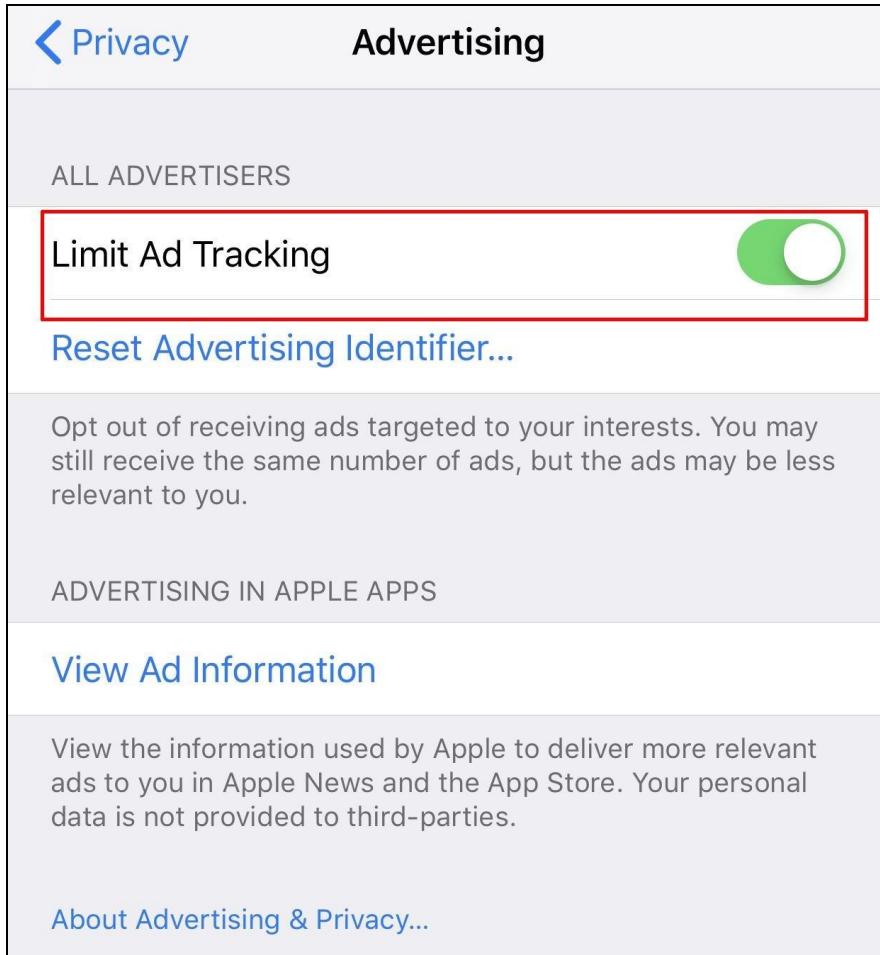
With the rollout of Apple's new iOS 13, the following tips are still applicable though users have a greater ability to manipulate privacy settings within iOS 13. This URL will inform you on some key features within iOS 13 that will better enhance your privacy <https://techcrunch.com/2019/09/ios-13-security-privacy/>

4.16.1 iPhone Analytics



4.16.2 iPhone Advertising

Click on the "**Reset Advertising Identifier**" section periodically to ensure you are controlling what Apple describes as "Segments" of your personal information and data. If you would like to know more about the information used by Apple to deliver relevant Apple ads to you in Apple News and the Apple App Store, click the "**View Ad Information**" section to view your personalized data. You can read more about "segments" at the URL <https://support.apple.com/en-us/HT205223>

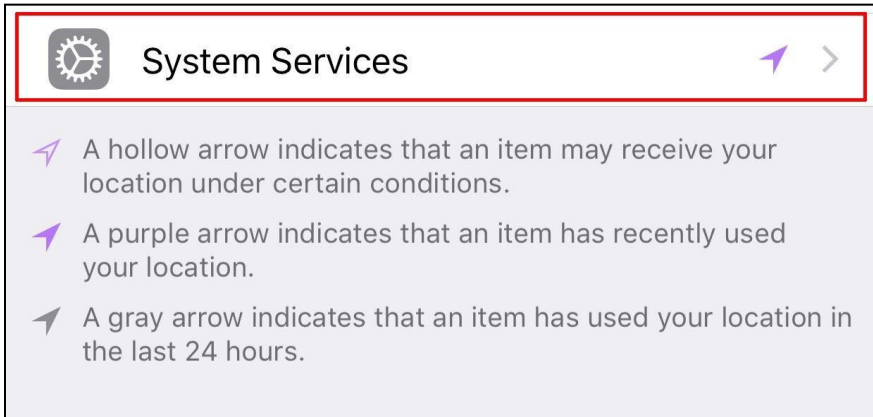


4.16.3 iPhone Location Services

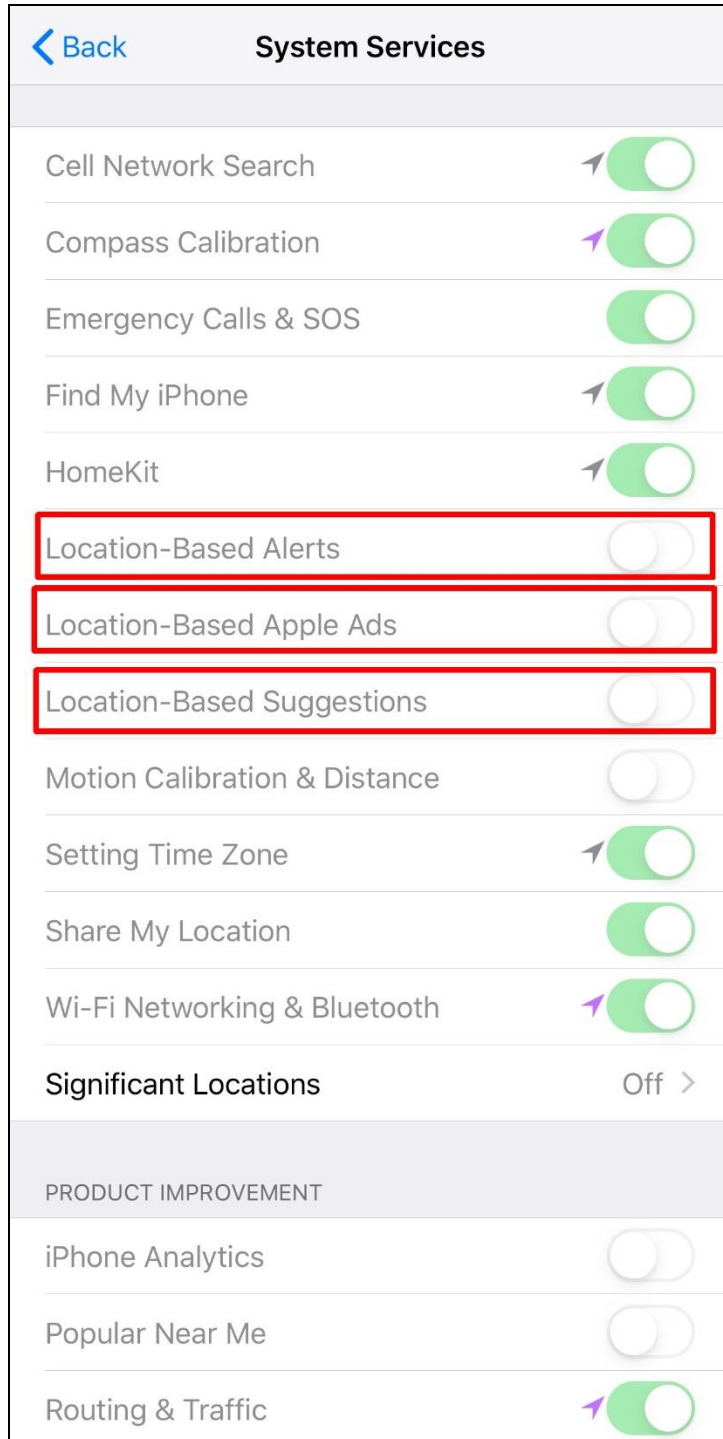
Open Settings and tap Privacy. You will now see the Location Services as shown in the graphic. According to Apple, "Location Services uses GPS and Bluetooth (where available), along with crowd-sourced Wi-Fi hotspots and cellular towers to determine the approximate location of your device. The website also describes Apps won't use your location until they ask for your permission and you allow permission." Review this for yourself at the URL <https://support.apple.com/en-us/HT207092>

Click on **Location Services** and you will see all the Apps your phone has installed and what type of access you have given each App in regards to using your iPhone's location. You have three options available: "Always", "While Using The App" and "Never". What setting you use depends on your personal preferences. After you have evaluated your App location settings, scroll to the bottom of the page and look for System Services, as shown in the graphic.

4.16.4 iPhone Location-based Apple Ads



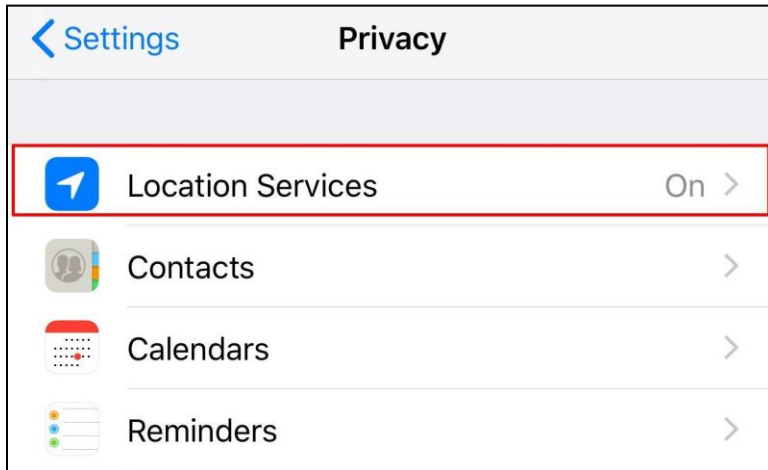
Then,



4.16.5 iPhone Significant Locations

The **Significant Locations** setting allows your iPhone to keep track of places you have recently been as well as how often and when you visited them. Apple explains these data are "*encrypted and stored only on your device and will not be shared without your consent. It is used to provide you with personalized*

services, such as predictive traffic routing, and to build better Photos Memories" at the URL <https://support.apple.com/en-us/HT207056>



4.16.6 Privacy-focused Apple Calendar Settings

While there is no known open source reporting about Apple calendars being used by threat actors to target users through the creation of messages used in phishing schemes or social engineering attacks, the following URLs will help you ensure your Apple Calendars are configured properly.

| Browser Privacy Control | URL |
|---|--|
| Apple Calendar (Share Calendars) | 3. https://support.apple.com/kb/PH2690?locale=en_US |
| Apple Calendar (Stop Sharing Calendars) | 2. https://support.apple.com/kb/PH2965?locale=en_US |

4.16.7 iPhone App Store Personalized Recommendations

Click on the **Account Settings** button, which will likely prompt you for your passcode or a biometric identifier. Once in, look for the setting entitled **Personalized Recommendations**. If the switch is green, the settings is **enabled** and you iPhone will send you Personalized Recommendations. Ensure the switch is not green to **disable** this feature. Apple describes Personalized Recommendations as *“when you download from a Store, or install an app on your Apple Watch, identifiers such as your device’s hardware ID and IP address are logged by Apple along with your Apple ID. Apple further describes that they find ways use information about your browsing, purchases, searches, and downloads. These records are stored with IP address, a random unique identifier (where that arises), and Apple ID when you are signed in to a Store”* at the URL <https://support.apple.com/en-us/HT208477>



It is important to note that users should ensure the Country/Region is set to the United States and not set to a different country. A misconfiguration of this setting risks having all of your account's data transferred to another country beyond the protections afforded by the US Constitution AND may also directly expose it to threats from any government whose Intelligence or Law Enforcement services may or may not have means to decrypt what is stored in their country. Additional information on tips on how to ensure your safety when traveling to high-risk areas can be found at the URL <https://travel.state.gov/content/travel/en/international-travel/before-you-go/travelers-with-special-considerations/high-risk-travelers.html>.

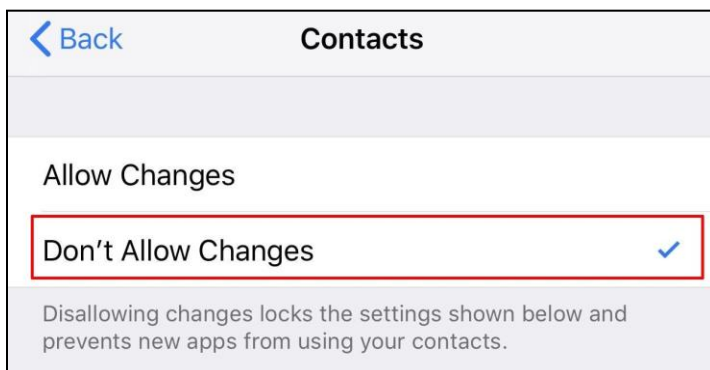
4.17 LOCK DOWN YOUR MOBILE PHONE FROM ALLOWING MOBILE APPS TO SPY ON YOUR CONTACTS

4.17.1 iPhone Settings

Go to **Settings**, **Screen Time**, and then **Content & Privacy Restrictions** (as shown in the graphic).



Then, Enable **Content & Privacy Restrictions**. Scroll down the Privacy section and tap on **Contacts**. Tap **Don't Allow Changes** to lock the settings your iPhone's contacts are now locked down from Apps



4.17.2 Android Settings

Steps may vary depending on which Android Mobile Phone you use, but generally:

1. Open up the **Settings** app
2. Tap the **Apps & notifications** option
3. Tap the app you want to examine
4. Tap **Permissions** to see everything the app can access
5. To turn off permission, tap on it. You might need to tap a confirmation box here as well.

Beyond this, **AppLock** is a very popular choice to exert control over various settings on your Android Mobile Phone. The following article presents an overview of that app at URL

<https://www.techrepublic.com/article/applock-will-keep-prying-eyes-out-of-your-android-applications/>

4.18 PHOTO METADATA

Photo metadata are set of data describing and providing information about rights and administration of an image. Many devices with cameras, like smartphones, embed the set of data into the pictures they capture. Data types include the shutter speed, ISO, aperture data, camera mode, and/or GPS location of where the picture was taken. They are stored within the pictures they take in a format called the Exchangeable Image Format (EXIF) and, left intact, present a potential privacy vulnerability when shared across devices or uploaded onto the Internet. In short, to protect your privacy, remove EXIF data from your images.

4.18.1 Removing EXIF from iOS photos on Apple Mac computers

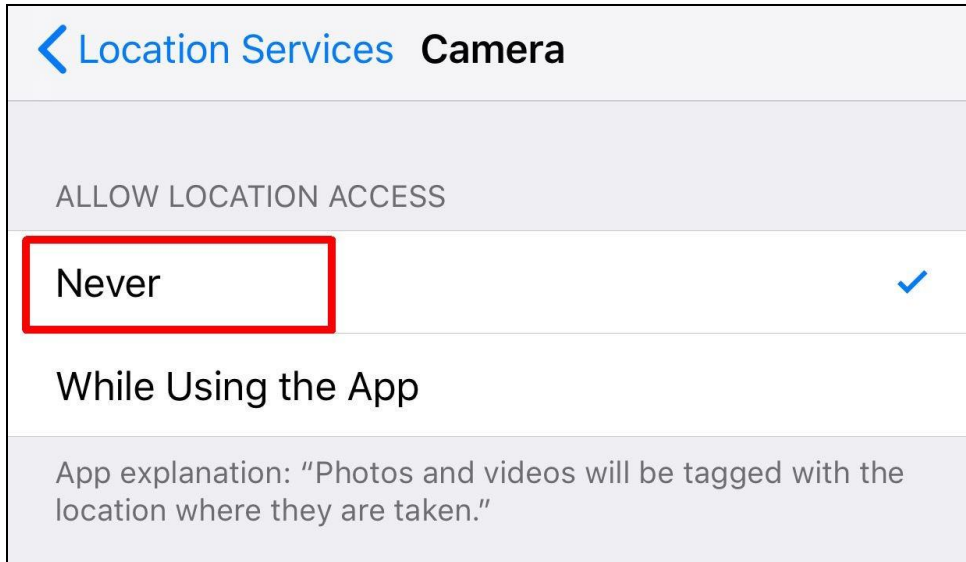
According to the article "[Parenting tip: Share your iOS photos without revealing your EXIF location data](https://www.engadget.com/amp/2013/10/03/parenting-tip-share-your-ios-photos-without-revealing-your-exif/)" at URL <https://www.engadget.com/amp/2013/10/03/parenting-tip-share-your-ios-photos-without-revealing-your-exif/>:"The easiest way to view EXIF data is on your Mac. Just transfer your photos to your Mac using **iPhoto**, tap on the image and select the "i" for info. All the EXIF data, including a map of the GPS coordinates will appear within the iPhoto window. If you do not see a map, then you may have to hop into **iPhoto preferences** and **turn on** this mapping feature. **Go to iPhoto > Preferences, and then click Advanced.** If you choose "**Automatically**", then iPhoto will scan your photos for GPS data and map them for you.

While you are in the settings, you should check the status of the "**Include location information for published photos**" option. If it is selected, then the location data will remain intact when you use iPhoto to upload your photos to other services. If it is not selected, then the location data will be stripped from the file by iPhoto during the upload process. Unselecting this option is the preferred choice if you don't want people to know the location of your photos."



4.18.2 Preventing EXIF location data from embedding into new photos on iOS

Turn off photo geotagging feature by going to **Location Services** in the **Settings**. Tap on **Settings > Privacy > Location Services** and then scroll down to the **Camera app** to make sure it is toggled off. Note this only applies to photos taken after you have turned off the location feature and does not remove any other EXIF data.



4.18.3 Removing all EXIF data from iOS Photos

Prior to Apple's release of iOS 13, there was no native way to disable EXIF data. With the release of iOS 13, Apple now provides users a way to remove EXIF data from photos. This URL will inform you on how to do so along with other key features within iOS 13 that will better enhance your privacy

<https://www.forbes.com/sites/joegrays/2019/09/20/5-essential-privacy-features-introduced-in-apple-ios13/#6dcc4f632d4e>

However, apps, which can remove EXIF data, are available in the iOS App Store. One such app includes Exif Data and the pro version costs \$0.99/year. It enables you to view, edit, and remove metadata from your iOS devices like iPhone and iPad. It also allows you to spoof a location of your choosing of where the photo was taken which will appear within the photo's metadata.



Figure 8. Icon for Exif Metadata App

4.18.4 Preventing iOS App from Changing Camera Settings

Enable Screen Time for your devices, go to Location Services, and click Don't Allow changes. See Section 3.18.1 for more information about Screen Time. Visit Apple's information about Screen Time at URL

<https://support.apple.com/en-us/HT208982>

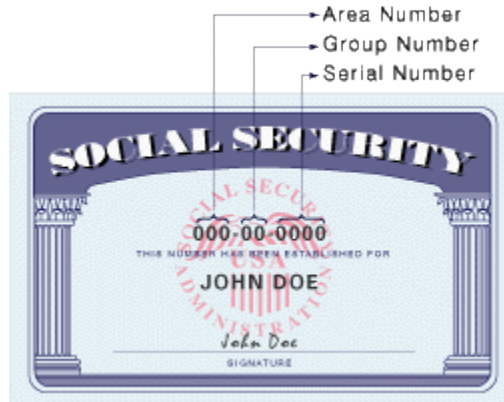


4.19 SOCIAL SECURITY NUMBER

The following information from the Social Security Administration (SSA) explains how the nine-digit SSAN (aka SSN) is composed of three parts. More available at URL

<https://www.ssa.gov/history/ssn/geocard.html>

- The first set of three digits is called the **Area Number**.
- The second set of two digits is called the **Group Number**.
- The final set of four digits is the **Serial Number**.



Area Number

The Area Number is assigned by the geographical region. Prior to 1972, cards were issued in local Social Security offices around the country and the Area Number represented the State in which the card was issued. This did not necessarily have to be the State where the applicant lived, since a person could apply for their card in any Social Security office.

Since 1972, when SSA began assigning SSNs and issuing cards centrally from Baltimore, the area number assigned has been based on the ZIP code in the mailing address provided on the application for the original Social Security card. The applicant's mailing address does not have to be the same as their place of residence. Thus, the Area Number does not necessarily represent the State of residence of the applicant, prior either to 1972 or since.

Generally, numbers were assigned beginning in the northeast and moving westward. Therefore, people on the east coast have the lowest numbers and those on the west coast have the highest numbers. In 2007, the SSA gave public notice that [*it intended to abandon its previous method for choosing Social Security numbers and instead to go to a random process for assignment*](#). The SSA followed through with that change in June 2011.

Group Number

Within each area, the group number (middle two (2) digits) range from 01 to 99 but are not assigned in consecutive order. For administrative reasons, group numbers issued first consist of the ODD numbers from 01 through 09 and then EVEN numbers from 10 through 98, within each area number allocated to a State. After all numbers in group 98 of a particular area have been issued, the EVEN Groups 02 through 08 are used, followed by ODD Groups 11 through 99.

Serial Number

Within each group, the serial numbers (last four (4) digits) run consecutively from 0001 through 9999. When the government introduced the Social Security program with its numbers in 1936, it was never meant to be so widely used to identify and track individuals. Today, this number is used for everything from its original purpose – to track your lifetime earnings and calculate your Social Security benefits – to opening a [checking account](#) or fill out a new-patient form at the doctor's office. In the United States, many businesses will ask for your Social Security number simply because it is a convenient way for them to identify customers. Unfortunately, threat actors can use your Social Security number to commit identity theft, so you should always guard your Social Security number carefully and only give it out when absolutely necessary.

Now that you understand what comprises an SSN, here are 10 simple ways you protect your SSN:

1. Offer An Alternative Form Of Identification

If a business or organization asks for your Social Security number, offer your driver's license number instead. Other alternative forms of ID include a passport, proof of current and previous address (bills) or even a student ID from a college or university.

2. Ask Why And How The SSN Will Be Handled

If the business insists, ask questions. You have a right to know why it is necessary to provide your SSN and how it will be handled. Here are some questions:

- Why is having my SSN necessary?
- With whom will you share my SSN with if I provide it?
- How will my SSN be stored? Will it be encrypted?
- Do you have a privacy policy and may I see it?
- Will you cover my [liability](#) or [losses](#) if my SSN is stolen or compromised?

Unfortunately, if you are asked to provide your SSN by a business or institution that doesn't need it and you say no, it can refuse to provide services to you or put conditions on the service—such as a deposit or additional fees. However, the question to always ask is “do I want to do business with a business that does not care about my privacy concerns?”

3. Leave Your Card At Home

Do not carry your card around with you in your wallet or purse. Do not enter it into your phone, laptop, or other device. It is rare for you to need your card and when you do need it, it generally does not come as a surprise.

4. Shred Mail and Documents With Personal Details

Discarded mail and documents are easy places for identity thieves to search. Do not just throw out papers that contain personal details such as your SSN. Get a shredder at a discount or office supply store and use it on a regular basis. While you are at it, do not leave mail in an outside mailbox for long periods. Stealing mail is another way thieves can make off with your identity.

5. Do Not Use Your SSN As A Password

Do not use the whole number—or part of it—as a password for anything! The password file can be stolen and decrypted, or someone can just watch you type it in from over your shoulder. Also, if you need to require it for legitimate purposes in a public place, be careful who may be in a position to eavesdrop on your conversation.

6. Do Not Send Your SSN via Electronic Device

Never type your SSN into an email or instant message and send it. The majority of email messages can be intercepted and read in transmission. Also, do not leave a voice mail that includes your SSN. If you need to contact someone and give them your number, it is always best to do so in person. If you need to do so on the phone, ensure you are speaking to the right person so you are not swindled.

7. Do Not Give It Out

You should never provide your SSN to someone you do not know who calls you on the phone and requests it. This same warning applies to unsolicited emails and any forms you fill out on the internet. In general, do not give your SSN to anyone unless you are certain they have a reason and a right to have it.

8. Monitor Bank And Credit Card Accounts

Keep close tabs on your bank and credit card balances. This is one way to make sure your SSN and [identity have not been compromised](#). Many banks let you sign up for account alerts. They will send you text alerts or call you if transactions exceed a certain amount or if someone tries to use your SSN to access your account. You can also check your [credit score](#) on a regular basis at [AnnualCreditReport.com](#). You can do this once a year free. If the [Social Security Administration](#) is still sending you an annual statement detailing your earnings, and it looks abnormal, someone might be using your SSN for employment purposes. You can register to get statements at the Social Security Administration's [website](#).

9. Use An Identity Protection Service

You can register with (and pay for) an identity protection service such as [LifeLock](#), [IdentityForce](#), or [Identity Guard](#). Such services provide identity insurance—for a fee, that typically starts around \$10 per month. Banks and credit unions also have packages they sell to customers, as do major [credit rating](#) agencies such as Experian and TransUnion.

10. Do Not Forget To Protect Your Child's SSN

While you are protecting your own Social Security number, make sure you are equally watchful about your children's numbers. This is most often an issue at the doctor's office. Fortunately, most medical facilities are more than happy to use an insurance account number instead of your SSN or your child's.

4.19.1 Block Electronic And Phone Access To Your SSN

Electronic and phone access to SSN information can be blocked by going to the [Block Electronic Access page](#) on the Social Security Administration's website. Once there, you will verify your identification and confirm your intention to block your Social Security number. Blocking your number will prevent access by anyone, including you. If conditions change or you need access to your information, the block can be lifted either permanently or temporarily by contacting the [Social Security Administration](#). If you would

like more information about the benefits of blocking your SSN, read the article at URL <https://www.sapling.com/6926296/block-social-security-number>

| Service | URL |
|----------------------------------|---|
| SSA Block Electronic Access Page | https://secure.ssa.gov/acu/IPS_INTR/blockaccess |
| SSA Contact Page | http://www.socialsecurity.gov/agency/contact/ |

5 APPENDIX: LIST OF PEOPLE SEARCH OPT-OUT SITES

Many people search websites allow anyone to search for a name, email address, phone number or other unique data points. Many allow users to opt out personal information; guidance for opting out for some of these websites is below. **Be advised, your Digital Exhaust will likely repopulate if you do not opt out from the “root level” data brokers first.** Instructions to opt out from these “root level” data brokers are in section 3.3 Primary Data Brokers of this guide.

Opting out of Ancestry.com

Email customersolutions@ancestry.com your request for removal, include in the email your email address, the URL address to the page in which the information appears, and specify what you would like to have removed. You will be asked to provide a copy of government issued identification.

Opting out of Archives.com

Archives.com is an extensive database of information about family trees and vital records.

How to remove your information from Archives.com?

1. Go to http://www.archives.com/?_act=Optout
2. Enter the personal information you would like to suppress from Archives.com: first name, middle name, last name, street address, Zip code, phone number, additional information.

Opt-Out Request Form

We respect your privacy. If you'd like to suppress your personal information from the living person search results on Archives.com please submit this opt-out request form.

By opting-out, your personal information will no longer be displayed in the living person search results on Archives.com. Your request will be processed in 1 to 7 business days. NOTE: This does not impact your current subscription status or future scheduled billings.

Enter the personal information you'd like to suppress from Archives.com living person search results: *

First Name:

Middle Name:

Last Name:

Street Address:

City:

State:

Zip Code:

Phone Number:

Email Address:

Please tell us who you are

Same as above

Your First Name: *

Your Last Name: *

Your Email Address: *

This is where your confirmation email will be sent. If we have trouble locating your personal record or have any questions, this is how we'll contact you.

Confirm Your Email: *

Additional Information:

Please enter any additional information about your opt-out request above. If you've seen records on our website that you want removed, please explain the steps and search criteria used to obtain the results. The more details you provide, the faster and easier it will be to fully remove your listing(s). Thanks!

Yes, I agree to the [Opt-Out Policy](#).

3. Submit and wait for up to 7 business days.

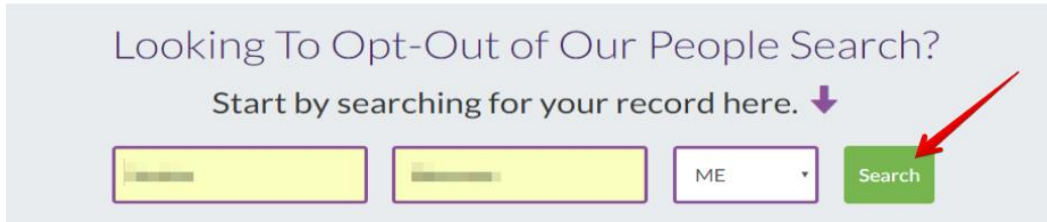
Opting out of Beenverified.com

Beenverified.com is a background company-providing search by location, name and surname, phone number, email.

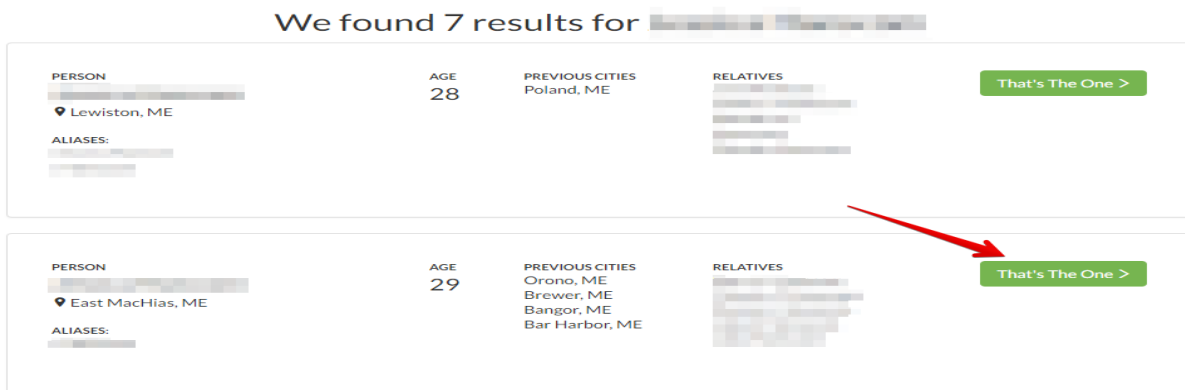
How to remove your information from Beenverified.com?

Go to <https://www.beenverified.com/faq/opt-out/>.

Enter your first and last names, choose the state.



You will see the list of results. Find your profile and click on “That’s The One”.

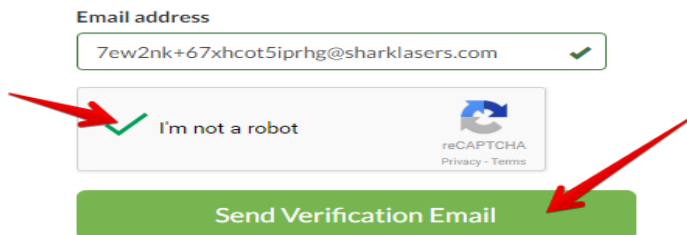


In order to submit your opt-out request, enter your email and resolve reCAPTCHA.

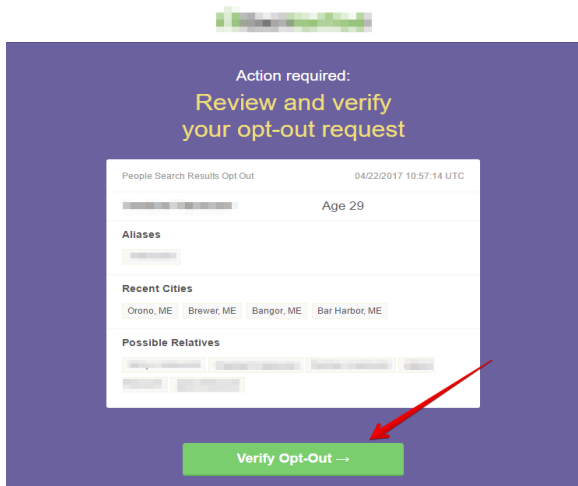
Submit Your Opt-Out Request

In order to complete your opt-out request, please enter your email address below. When you click "Send Verification Email", we will send an email for you to verify the removal of the record you selected from our People Search results.

We only will use your email address to send you an email to verify your request to opt out. We will not sell the email address that you provide as part of the opt-out process, or use it for any other purpose, without your prior consent.



You will receive a confirmation letter from Beenverified.com. Press “Verify Opt-Out” button.



Your opt-out request is confirmed. BeenVerified would have instructed its partners not to return the records in future People Search results. This usually takes 24 hours.

Your Opt-Out Request Is Confirmed

This is a confirmation that BeenVerified has instructed our data partners not to return the following record in future People Search results:

| PERSON | AGE | PREVIOUS CITIES | RELATIVES |
|------------------------|-----|-----------------|------------|
| [REDACTED] | 29 | [REDACTED] | [REDACTED] |
| ALIASES: [REDACTED] | | | |

NOTE! If you find more than one record about you in BeenVerified People Search results and would like to remove them all, please reply to an email, which confirms that your opt-out request is verified.

Opting out of Instantcheckmate.com

Instantcheckmate.com is a public records search service providing background check, police and court records, contact information and search by name, surname and location.

How to remove your information from Instantcheckmate.com?

Go to <https://www.instantcheckmate.com/optout/>.

Enter first and last name, city and state. Click "Search button".

INSTANT checkmate

HOME FEATURES ABOUT FAQs CONTACT

How to Remove your Info from Instant Checkmate (opt)

Enter your name and state in the form below to locate the record you would like to remove

START HERE - Enter your name and state to locate the record you wish to remove

FIRST NAME: LAST NAME: CITY: STATE:

John Smith Chicago Illinois

SEARCH

*If you would like to unsubscribe from Instant Checkmate push notifications, please click [here](#).

Find a result that matches whom you are looking for the most. Once you find a match, click "Remove this record" button.

| | | | | |
|---|----|---|--|--------------------|
| John D. Smith aka: Smith, John Smit | 39 | Lansing, IL Chicago, IL Harvey, IL Liberty, NC | | REMOVE THIS RECORD |
| John Smith aka: John, John | 44 | South Holland, IL | | REMOVE THIS RECORD |
| John Smith | 74 | South Holland, IL Chicago, IL | | REMOVE THIS RECORD |

Enter your email, tick reCAPTCHA. Click "Send confirmation email" button.

Your Request Is Ready For Confirmation

After submitting your email address, you will receive a confirmation email asking you to confirm the record that you want removed. **Please Note: Confirmation is required to process your Opt Out. If you do not receive a confirmation email, please be sure to check your spam folder and move the confirmation email to your regular inbox.**

Once you click the "Confirm Opt Out" button inside the email you receive, we will begin processing your Opt Out request which can take up to 48 hours. Any email address submitted with this request is ONLY used for the confirmation email.


EMAIL ADDRESS:

I'm not a robot

RE-SEND CONFIRMATION EMAIL

Your email has been sent! If you don't see it, please be sure to check in your "bulk email" or "spam" folder.

Open your email box and find a letter from InstantCheckMate.com. Click "Confirm opt-out" button.



Information will be removed from the website within 48 hours after receiving a request.

Opting out of Intelius.com

Intelius provides information about people, their histories, and their connections to other people, places, and organizations. It is one of the biggest existing background check website with over 20 billion public records.

How to remove your information from Intelius?

Visit [Intelius Opt-Out](#).

Enter your first and last names; choose the city and the state. Click "Search".



Manage your records on Intelius

FIND YOUR RECORDS SELECT YOUR LISTING VERIFY YOUR EMAIL

Search by name to find your listing

| | | | |
|-----------------------------------|----------------------|------------------------------------|--|
| First Name | M.I. | Last Name <i>required</i> | City and/or State |
| <input type="text" value="John"/> | <input type="text"/> | <input type="text" value="Smith"/> | <input type="text" value="Los Angeles"/> |

Detailed description: This is a screenshot of the Intelius website's search interface. At the top, there are three steps in a horizontal line: 'FIND YOUR RECORDS' (with a magnifying glass icon), 'SELECT YOUR LISTING' (with a hand icon), and 'VERIFY YOUR EMAIL' (with an envelope icon). Below this is the heading 'Search by name to find your listing'. The main form is a light green box containing four input fields: 'First Name' (with 'John' entered), 'M.I.' (empty), 'Last Name' (with 'Smith' entered and a red 'required' label), and 'City and/or State' (with 'Los Angeles' entered). A red arrow points to the 'First Name' field. To the right of the form is an orange 'Search' button, with a red arrow pointing to it from below. Below the form are two horizontal lines.

FOR OFFICAL USE ONLY

Find a result that matches whom you are looking for the most. Once you find a match, click “Select & Continue” button.

2. **John Wayne Smith** , age 69

| Has lived in | Has worked at | Has studied at | Related to | DOB | Phone | Address | |
|--|---------------|--|--|-----|-------|---------|---------------------------------------|
| Stockton, CA Valley Springs, CA Murphys, CA Four Oaks, NC View All | | [redacted] High School [redacted] High School [redacted] High School [redacted] High School | [redacted] View All | ✓ | ✓ | ✓ | Select & Continue |

3. **John M Smith** , age 70

| Has lived in | Has worked at | Has studied at | Related to | DOB | Phone | Address | |
|---------------------------|---------------|---|------------|-----|-------|---------|---------------------------------------|
| Houston, TX Aurora, CO | | University Of Southern California - Systems Management Metropolitan State College Peterborough High School Largo High School View All | M John | ✓ | ✓ | ✓ | Select & Continue |

4. **John M Smith** , age 64

| Has lived in | Has worked at | Has studied at | Related to | DOB | Phone | Address | |
|--------------|---------------|----------------|------------|-----|-------|---------|--|
|--------------|---------------|----------------|------------|-----|-------|---------|--|

Enter your email address, tick reCAPTCHA and click “Continue”.

FIND YOUR RECORDS SELECT YOUR LISTING VERIFY YOUR EMAIL

You are requesting removal for this record:

John M Smith
Age 70
in Houston , TX
Not the right person? [Search again](#)

Enter your email address below, and we'll send you a verification link:
Your email address will not be shared or used for any other purpose [Learn more](#)

I'm not a robot

[Continue](#)


Note: Temporary email addresses are not supported.

Check your email and click the link.



You're almost done with your Intelius opt-out request.

To continue, click the secure link below:

 <https://www.intelius.com/optout-verify-email/TVRBM056UTROQQ==>

If the link isn't clickable, copy and paste it into your web browser.
The link will expire after 24 hours.

| | |
|---|--|
| What's this? <p>You're getting this email because you asked us to remove a listing on Intelius.com. If you didn't make a request,</p> | Questions? <p>We're here to help! Check out our frequently asked questions.</p> |
|---|--|

Your request has been submitted. Requests are typically completed within 72 hours. When your request is complete, you will get a confirmation email.

Opting out of LexisNexis.com

LexisNexis® is a leading global provider of content-enabled workflow solutions designed specifically for professionals in the legal, risk management, corporate, government, law enforcement, accounting, and academic markets.

How to remove your information from LexisNexis.com?

Individuals may request to have personal information about themselves suppressed from certain LexisNexis public records products, where the Fair Credit Reporting Act does not regulate those products. Public and elected officials, including law enforcement officers, and private individuals who are facing a substantial risk of physical harm or who are victims of identity theft may request to have personal information about themselves suppressed from LexisNexis products and services available to subscribers of our restricted public records products.

Documentation Required for Suppression Requests

Requests for suppression from restricted public records products must include documentation substantiating the risk of physical harm or the individual's status as an identity theft victim. LexisNexis reserves the right to determine, in its sole reasonable discretion, what documentation meets this criterion. If your suppression request is not approved, we will promptly inform you about that determination.

If you are a victim of identity theft, submit a copy of a police report documenting the identity theft or documentation that verifies the identity theft claim such as a letter from your credit card company, and an Identity Theft Affidavit;

FOR OFFICIAL USE ONLY

If you are a law enforcement officer or public official, submit a letter from your supervisor stating that your position exposes you to a threat of death or serious bodily harm;

If you are at risk of physical harm but do not work in law enforcement, submit a copy of a court protective order, a copy of a police report or similar documentation such as a letter from a shelter administrator or a health care professional

All suppression requests may be submitted using the online form at the link below. If the supporting documentation cannot be uploaded, individuals may submit their requests online, but also must email or mail the supporting documents to:

LexisNexis Individual Requests for Information Suppression

**PO Box 933 **

**Dayton, OH 45401 **

Email: privacy.information.mgr@lexisnexis.com

[CLICK HERE](#) to submit your suppression request as set forth above.

Please note that it may take up to 72 hours to suppress your information from LexisNexis products and services.

Opting out of FamilyTreeNow.com

familytreenow.com contains billion of historical records including census records, birth records, death records, marriage and divorce records, living people records, and military records.

How to remove your information from FamilyTreeNow.com?

Go to familytreenow.com

Scroll down the page to find "Privacy" word and press it.

Click "Here" to continue opting out process.



FAMILYTREENOW PRIVACY POLICY

For optout requests please click [here](#).



For all other requests please click [here](#).



Click the "Begin" button below.

Run a search for yourself.

FOR OFFICIAL USE ONLY

| | | |
|--|---------------------------------|--|
| First Name John | Middle Name middle | Last Name Smith |
| Location Denver, CO | Birth Year birth year |  |
| + add more criteria | | |
| Search  | | |

After you have found yourself in the results, click the “View Details” button

Living People Records

 PUBLIC RECORDS

View Details 

NAME: **John**  **Smith**
BIRTH: 19 
AGE: 

Click the red “Opt Out This Record” button.

Opt Out This Record 

| | |
|------------|--|
| Full Name | John  Smith |
| Birth Year | 19  |
| Age |  |

Allow up to 48 hours for your request to be processed. Once it has processed that record will be removed from all places on the site. Note: If you have multiple records that need to be removed, repeat steps 1-4. If you found your record via a search engine, go back to the exact record, then copy the URL from your browser address bar and submit it on our contact us page here.

Opting out of Melissadata.com

Melissadata.com collects up to date and complete database with global data quality solutions that work in batch and real time.

How to remove your information from melissadata.com?

Opting Out of Email Melissa markets its own products and services by email. Every email send from Melissa will include appropriate unsubscribe instructions. To opt out of or change your newsletter subscriptions, visit Melissa newsletter subscription page here: www.melissa.com/resources/newsletters.html. To opt out of all email-marketing messages from

FOR OFFICIAL USE ONLY

Melissa, you must send an email to **unsubscribe@melissa.com** from the email address you wish to unsubscribe. Please clearly state in your email, "Unsubscribe me from all Melissa email marketing."

This is the only way to assure that you no longer receive email-advertising messages from Melissa.

Opting Out of Direct Mail: The Direct Marketing Association's DMAChoice mail preference service allows you to opt out of receiving unsolicited commercial mail from many national companies. When you register with this service, your name will be put on a "delete" file and made available to direct-mail marketers and organizations. This will reduce most of your unsolicited mail. If you would like to opt out of direct mail advertising, please visit www.dmachoice.org

Responsible marketing companies respect your choice to not receive direct mail advertising. DMA members, as a condition of membership, are required to suppress the names and addresses of individuals who have notified the DMA that they do not want to receive advertising by mail. As a DMA member, Melissa subscribes to and suppresses any name and address on the DMAChoice mail preference service file from its direct mail marketing efforts.

You may also contact Melissa directly to be suppressed from our direct mail marketing efforts. Opting-out of direct mail marketing from Melissa will only stop mailings from Melissa.

You can contact Melissa by calling at **1 800 635 4772** or by sending your complete name (including any name variations), mailing address, complete telephone number (including area code) and email address to **optout@melissa.com** or to the below postal address.

Melissa Corporation
Attn: Opt-out Service
22382 Avenida Empresa
Rancho Santa Margarita, CA 92688-2112

Opting out of PeekYou.com


PeekYou.com is the Web's leading free people search engine, serving over 6 million monthly visitors, and according to Quantcast, it is one of the top-500 sites in the US.

How to remove your information from PeekYou.com?

Go to <http://www.peakyou.com/> .




| Name | Username | Phone | |
|----------------------|----------------------|-------|----------------------------------|
| <input type="text"/> | <input type="text"/> | Maine | <input type="button" value="🔍"/> |





Find your personal profile. Click on your name.

6 matches for ww

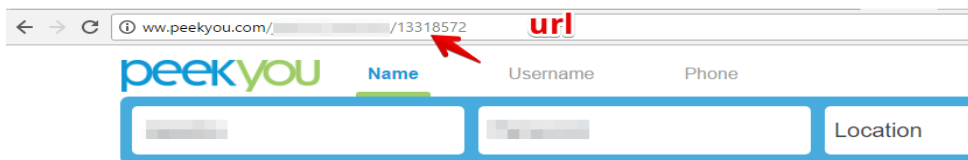
Jump To: [Social Media](#) [Public Records](#) [Phone](#) [Email](#) [Web Search](#) [Images](#)

 **Portland, ME**
lives in Portland, Maine. On the internet, goes by the alias

 **Machias, ME | Jonesboro, ME | North East, PA**
41 yrs, 41-year-old lives in Machias, Maine. She has also lived in Jonesboro, Maine and North East, Pennsylvania. On the web, goes by the alias

 **Brewer, ME**
lives in Brewer, ME.

3. You will be directed to your profile. Copy the unique ID number, which is a part of the URL. It is located at the top left corner of the screen.



Go to <http://www.peekyou.com/about/contact/optout/index.php/>

Fill out the form. Enter your first and last name, email, paste the unique ID number, and write a message to peekyou.com team that you want to remove your profile. Solve reCAPTCHA and press "Submit".



PeekYou OptOut

First Name:

Last Name:

Email:

Email Verify:

Actions:

Reason for removal:

Unique ID: [What is this?](#)

Message:

Please remove personal profile under It contains such personal information as first and last name, personal address, phone number, city and state.
Thank you for your time and consideration.
Sincerely,

19 Characters left

I certify that the information I have provided above is correct to the best of my knowledge. I understand that this information is only used by PeekYou to aid in the removal of information from www.peakyou.com.

I understand that removal of information from www.peakyou.com does not constitute removal from the internet, and that my information may still be available on other public websites. As such, I understand that my information may resurface on www.peakyou.com if I do not take steps to limit my privacy settings on other websites and/or remove my information from those websites.

Typical removal requests take approximately 48 hours to complete.

Opting out of PeopleFinders.com

PeopleFinders is a Data-as-a-Service (“DaaS”) provider for consumers and businesses seeking detailed insights on people, places and things in the United States.

How to remove your information from peoplefinders.com

Go to peoplefinders.com/manage. Type your First and Last names, City and State. Press “Find My Listing”.

Home > [Manage](#)

Manage Your Public Records. Enter Your Information Below

On the next page, you will see the list of profiles. Find the one that contains your personal information and click on “This is me”.

Home > Manage > Search Results

M.I. Bangor Maine Age Birth Month Birth Day Birth Year [Update Search](#)

1 People Results for in Bangor, ME

| 1. | AKAs | Age | Has Lived In | Relatives/Associates |
|----|----------------------|-----|---|----------------------|
| | <input type="text"/> | 29 | Bangor, ME Orono, ME East Machias, ME Brewer, ME | <input type="text"/> |

[More AKAs...](#) [More Relatives...](#)

This is me

Click on “Opt Out My Info”.

Home > Manage > Search Results > Privacy Preferences

Set Your Privacy Preferences

Choose how your public information will be displayed on PeopleFinders.

keep showing my info **opt out my info**

Age: 29
Address: Bangor, ME
Relatives: | | |

Not you? [Start Over](#)

Agree with terms of use and resolve reCAPTCHA.

Home > Manage > Search Results > Privacy Preferences > Opt-Out


Opt Out - Block Your Records

Age: 29
Address: Bangor, ME
Relatives: | | |

I understand that PeopleFinders will block the selected person's public records from being shown on PeopleFinders.com. PeopleFinders will also endeavor to block future public records that belong to the same person, but identifying these future records is not 100% accurate and cannot be guaranteed. I understand that PeopleFinders does not own and operate all public records available on the Internet, and my information may still be found on other public web sites. I will need to contact those web sites to update privacy settings or have my information removed.

Yes, I agree to the PeopleFinders offer terms, [Privacy Policy](#), and [Terms of Use](#).

Please check the box below to prove that you are not a robot.

I'm not a robot 

continue

You will be redirected to the next page. Press “No thanks, skip this step” button.

Home > Manage > Search Results > Privacy Preferences > Report

Special Offer: View Your Background Check

We recommend keeping a copy of your background report on-hand, in case you need it. Get your complete background report with the latest information available, ~~\$39.95~~, for only **\$19.95**.

yes, get my report [no thanks, skip this step](#)

Your records will be automatically removed. Please allow 7-10 business days to have your information removed from search-engines.

Opting out of PeopleSmart.com

Free people search, civil and criminal court records.

How to remove your information from PeopleSmart.com?

Go to <https://www.peoplesmart.com/optout>

Type your First and Last Names, your City and State. Press “Find My Listing” Button.

Opt Out of PeopleSmart
The first step is to find your listing.

Find Your Listing | Select Your Listing | Verify Your Email

To begin, enter your information.

Find Location Bangor, ME

Find My Listing

Find your listing. Click on “That’s The One”.

Select Your Listing
If you can't find your listing, you can try an [advanced search](#).

Find Your Listing | Select Your Listing | Verify Your Email

Modify Search Find Near Bangor, ME

| Name | Age | Locations | Possible Relations | Complete Details |
|----------------------|-----|---|--|-----------------------|
| <input type="text"/> | 29 | Bar Harbor, ME Bangor, ME East Machias, ME Brewer, ME Orono, ME | <input type="text"/> <input type="text"/> <input type="text"/> | That's The One |

To receive a confirmation letter enter your email address, resolve reCAPTCHA

It allows us to better assist you. We will not share your email with anyone.
Click the link in the verification email we send you.

Find Your Listing Select Your Listing Verify Your Email

Email Address
[Redacted]

I'm not a robot reCAPTCHA
Privacy - Terms

[Green Button]

You will receive an email from PeopleSmart.com and will be asked to complete opt-out process.

Complete Opt-Out Process

Hi [Redacted]

In order to opt you out of PeopleSmart, we need you to verify the opt-out process by clicking the link below.

Complete Opt-Out [Red Arrow]

After you click the button above, please allow up to 72 hours for our system to update your preferences accordingly.

If you need help, our customer support team is here to assist you. Please feel free to contact us by filling out our online [contact form](#), replying to this email, or calling [\(888\) 906-4278](tel:8889064278).

Your opt-out request will be completed. Please allow 72 hours to remove your listing from PeopleSmart.com search base.

Opt-Out Complete

Note that it can take up to 72 hours for your listing to be removed.

[Contact us](#) if you have any questions.

OK

Opting out of Pipl.com

What is Pipl?

Pipl is a People Search engine. We aim to provide the most comprehensive results when you search for people. Being a search engine (like Google or Bing), we help users find links to information that is publicly available on the Internet. We do not own this information nor can we delete or modify it - we simply find and index what is publicly available to anyone on the Internet.

How did Pipl obtain all this information?

Our [deep search robot](#) continuously crawl the web and extracts names, locations, age, images, facts and other relevant information from general web documents, personal profiles, public records, phone directories, blogs, news articles, scientific publications and many other types of pages; this data is then processed and indexed so it can be searched by anyone.

Can I remove my information from the search results?

If you prefer that a certain link will not be shown on pipl.com you should act to remove the page from the source website, (you can see the details of the source website next to each result item); once the data is removed from the source, a link should no longer appear in our results page.

How accurate is the information?

Pipl does not verify the accuracy of the facts or the relevance of the tags in each result; we merely cite publicly available information found on the web as interpreted by our robot.

Since no algorithm is perfect, some interpretation or processing errors are possible; we will be happy to receive your feedback and will try to improve our system accordingly.

What about privacy?

Understanding the potential sensitivity of people's data makes privacy a very important issue for us, we only link to information that is already available on public web pages.

Step 1: To remove your information from FamilyTreeNow, visit their page [here](#). Read all directions, complete the CAPTCHA form and click the "Begin Opt Out Procedure" button at the bottom of the page.

Opting out of Spokeo.com

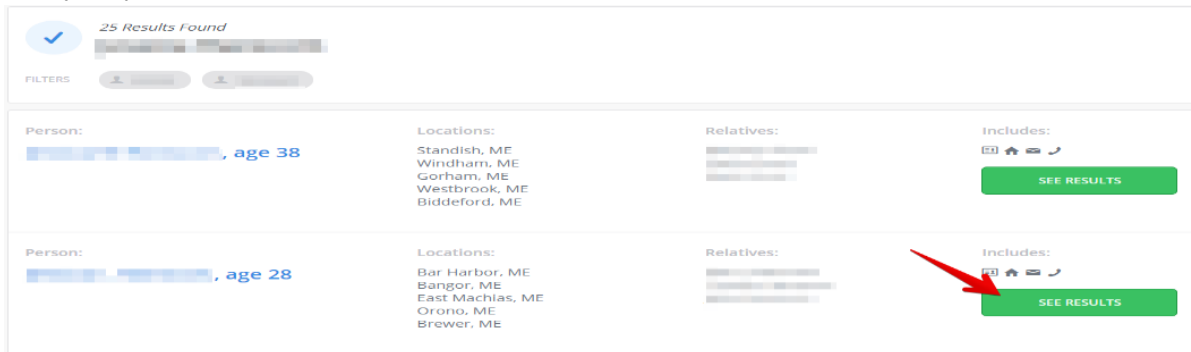
Spokeo helps reunite friends and family, browse celebrities, and discover information about your online footprint, by simply searching a name, address, email, phone or username.

How to remove your information from spokeo.com?

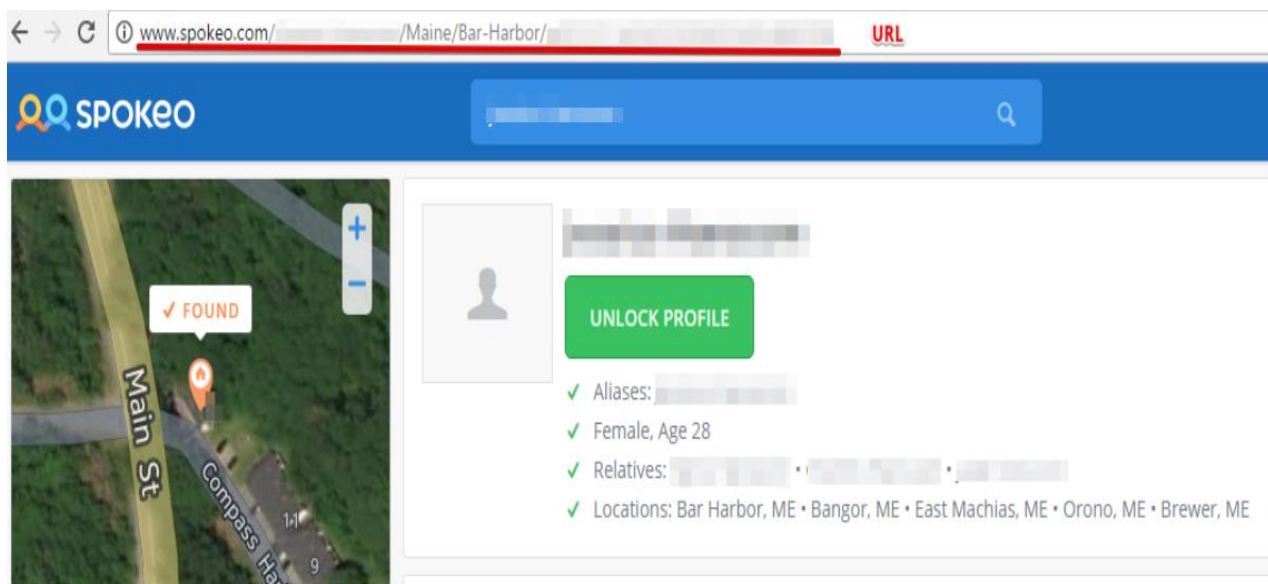
Go to <https://www.spokeo.com/>. Enter your first and last name. Press "Search".

The screenshot shows the top of the Spokeo website. At the top, it says "Search People. Reunite." Below this are four navigation tabs: "NAME", "SOCIAL", "PHONE", and "ADDRESS". The "NAME" tab is selected and highlighted in blue. Below the tabs is a search input field with the placeholder text "Enter a First and Last Name" and a green "SEARCH" button to its right.

Find your profile, click on “See Results”.



Copy the URL (the URL can be found on the top of your browser)



Go to <https://www.spokeo.com/optout/>. Paste the URL from the previous page, write your email address and resolve the reCAPTCHA. Press, “Remove The Listing”.

Removing Your Listing from Spokeo

Spokeo aggregates publicly available information from third party sources. Therefore, removing a listing from our directory **will not** remove your information from its original source and therefore your information might still appear on other directory sites. You may have multiple listings on Spokeo, each of which is identified by a unique URL and must be removed individually. Also, since we continually receive new and updated records, please regularly check Spokeo for additional listings that may appear.

To remove a listing from Spokeo, please enter the URL of the profile and your email address (for verification purposes)

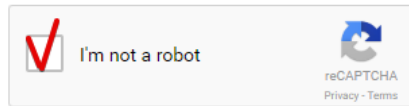
URL

Profile URL Example: "http://www.spokeo.com/Smith-Sample/Houston/TX/p12345678"

Payment URL Example: "http://www.spokeo.com/purchase?q=Smith%20Sample#Sample:12345678"

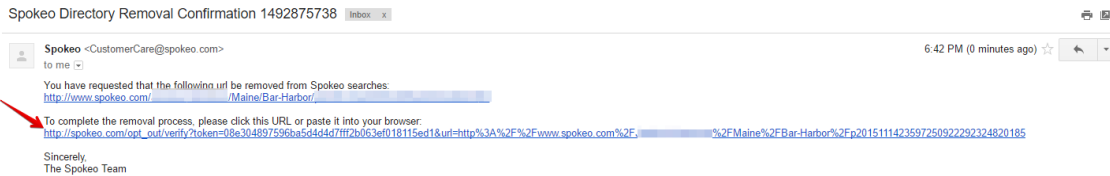
Email Address

To complete this process we will send you a confirmation link



[Remove This Listing](#)

You will receive an email from Spokeo. Click on the link to complete the removal process.



Your profile has been successfully removed from Spokeo. Please allow 2-3 days for all updates to be reflected on the site.

NOTE! Spokeo allows only 5 removal requests per email address and IP address. If you receive a message that says "In order to prevent abuse, we must limit the frequency of automated privacy requests," use temporary disposable email services like <https://www.guerrillamail.com/>, <https://mytemp.email>, <https://www.fakemailgenerator.com>.

Opting out of SpyFly.com

SpyFly allows you to opt-out of having your information displayed in SpyFly people search results. To opt out, please send an email to privacy@spyfly.com. Once you receive an email from SpyFly confirming that

SpyFly have processed your opt-out request, your record will be removed the next time SpyFly database updates. Most of the time, this should only take 24 hours.

Opting out of USA-People-Search.com

Go to the link <https://www.usa-people-search.com/manage/> and the online removal tool will guide you through the rest of the process.

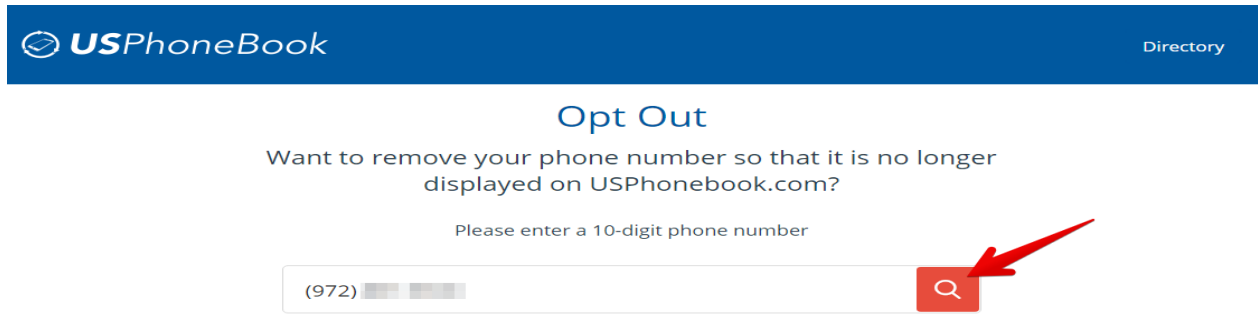
Opting out of USPhoneBook.com

USPhoneBook is a reverse phone lookup, which exposes owner’s name and location. USPhoneBook collects public information and provides an access to it.

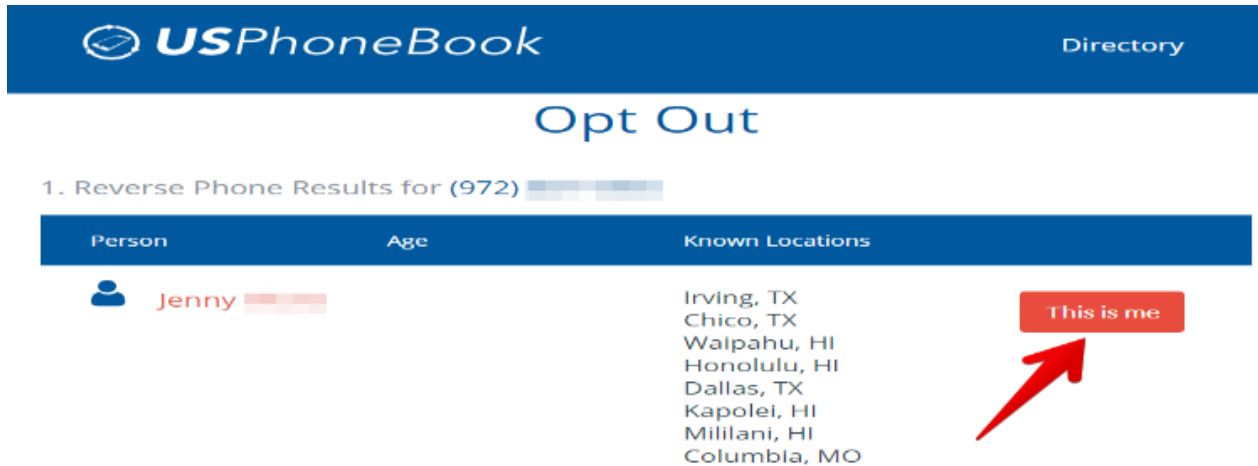
How to remove your information from USPhoneBook?

Go to [USPhoneBook opt out page](#).

Enter the phone number you want to be removed from USPhoneBook.



Find the profile that belongs to you. Click “This is me” button.



4. Click “Remove My Phone Number” button.

Opt Out

Set Your Privacy Preferences

Choose how your public information will be displayed on USPhoneBook.com

Keep Showing My Info

Remove My Phone Number



(972) [redacted]
Jenny [redacted] Not you? [Start over](#)
Address: Irving, TX

Confirm your opt-out request.

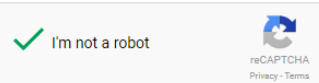
Opt Out

Your Opt-Out Request is Verified



(972) [redacted]
Jenny [redacted] Not you? [Start over](#)
Address: Irving, TX

- I Understand that USPhoneBook.com will block the selected phone number from being shown on USPhoneBook.com. USPhoneBook.com will also endeavor to block public records as they are updated but identifying future records are not 100% accurate and cannot be guaranteed. I understand that USPhoneBook.com does not own and operate all public records available and my information may still be found on other public web sites. I will need to contact those web sites to update privacy settings or have my information removed.
- Yes, I agree to the USPhoneBook.com offer terms, [Privacy Policy](#), and [Terms of Use](#)



Confirm Request

Your records were removed from USPhoneBook.com

Opting out of MyLife.com

MyLife.com is a giant social network / people search site hybrid that lets you interact with all of your social media through one interface. What they do not necessarily tell you is that they also collect all sorts of information about you from public records. This means that even if you are not a member, anyone who wants to find information about you can find it by joining.

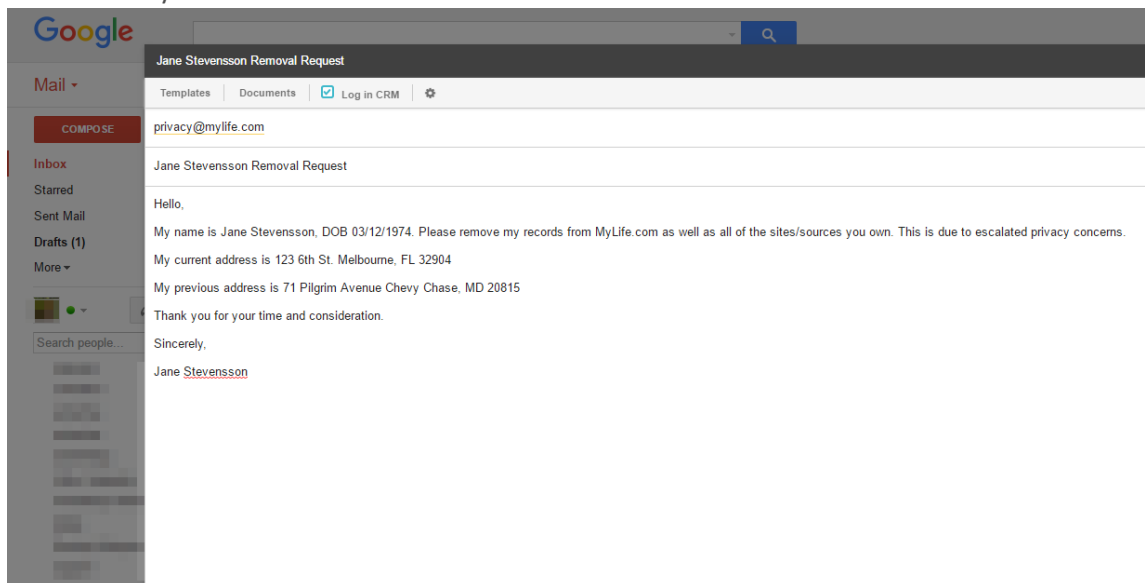
How to remove your information from MyLife.com?

The website offers a few opt-out options.

You can become a free MyLife.com member and decide how much of your information should be displayed to the public.

According to another option, you can reach MyLife.com Customer Care toll free at 1-888-704-1900, Mon-Fri 6am-7pm PST, Sat-Sun 6am-5pm PST and ask them to remove your personal records.

You can also request to opt-out via email, at privacy@mylife.com. The template of the email is provided below. Please include in your request such information as First and Last names, Date of Birth, Current and Previous addresses. (MyLife would use this data to remove exactly your profile and not somebody else's). It is very important to ask them remove your data not only from MyLife.com but from all other websites they own.



In about 3-5 day your information will be taken off MyLife.com

Opting out of Nwumber.com

Nwumber is a people search engine that organizes White Pages listings, Public Records and Social Network Information to help you safely find & learn about people.

How to remove your information from Nwumber.com

Go to nwumber.com.



FOR OFFICIAL USE ONLY


Enter first and last names; choose the city and the state. Click “Search button”.

PERSON [REVERSE PHONE](#)

Name
John Smith


City, State
Los Angeles, CA

 SEARCH 

 Updated on July 2, 2018



Find a result that matches whom you are looking for the most. Once you find a match, click the name or “View details” link.

BEST MATCHES


| | | |
|---|---|--|
| <p>John Smith Age 85-90 * Los Angeles, CA</p> <p></p> <p>VIEW DETAILS →</p> | <p>John F Smith Age 70-75 * Los Angeles, CA</p> <p>Relatives ██████████</p> <p>VIEW DETAILS →</p> | <p>John E Smith Age 45-50 * Los Angeles, CA</p> <p>VIEW DETAILS →</p> |
|---|---|--|

SEARCH RESULTS

John Smith, age 40-45
Lives Los Angeles, CA

Includes  

[VIEW DETAILS →](#)

← →   Nuwber, Inc. [US] | <https://nuwber.com/person/563a26e57686b0176bed9651> **URL**




Home > States > CA > Los Angeles > John Smith

John Smith, age 85-90

 [View Background & Public Records Information](#)

 Landline phone
(713) ██████████

 Los Angeles, CA, 90047

Copy the URL of your profile.

Go to [Remove from Directory page](#). Paste the URL of the profile you want to remove and click “Submit” button.

OPT-OUT OF NUWBER

Opt out to have your listing removed from Nuwber. Just find you profile page on Nuwber, copy and paste your profile's URL address in the field below, then click Submit.

Copy and paste URL of profile here
<https://nuwber.com/person/563a26e57686b0176bed9651>

E.g., <https://nuwber.com/person/563a151aa219445d5225ff38>

SUBMIT

You will be redirected to the next page and asked to leave your email address. Click "Remove" button.

IS THIS WHAT YOU WANT TO REMOVE?

Name
John Smith

Phone
(713) [REDACTED]

City
Los Angeles, CA

Page address
<https://nuwber.com/person/563a26e57686b0176bed9651>

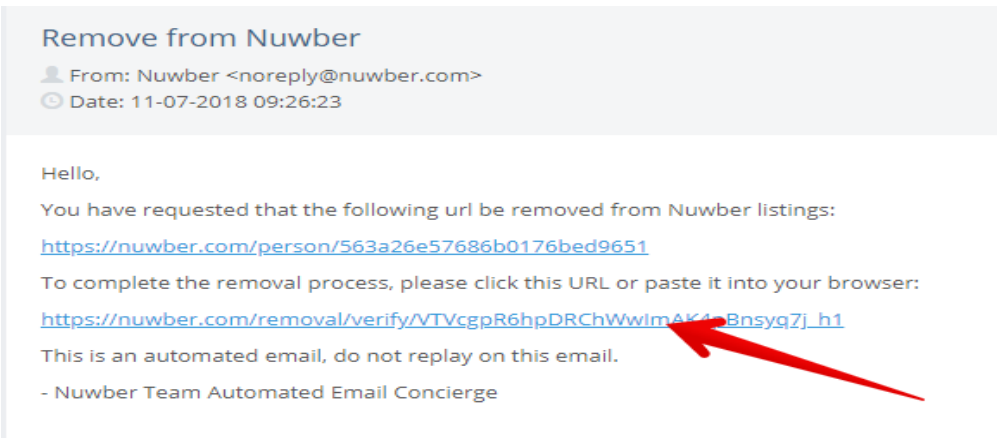
Your email...
nikuyiwolo@larjem.com

I'm not a robot

REMOVE

THIS IS THE WRONG PERSON

After submitting your email address, you will receive a confirmation email asking you to follow the link to confirm that you want to remove your records from Nuwber.com.



Your data have been removed.

Opting out of Radaris.com

Radaris.com uses up to date unique systems to provide you with detailed information collected from media resources, social profiles, phone books, public records and other official reviews.

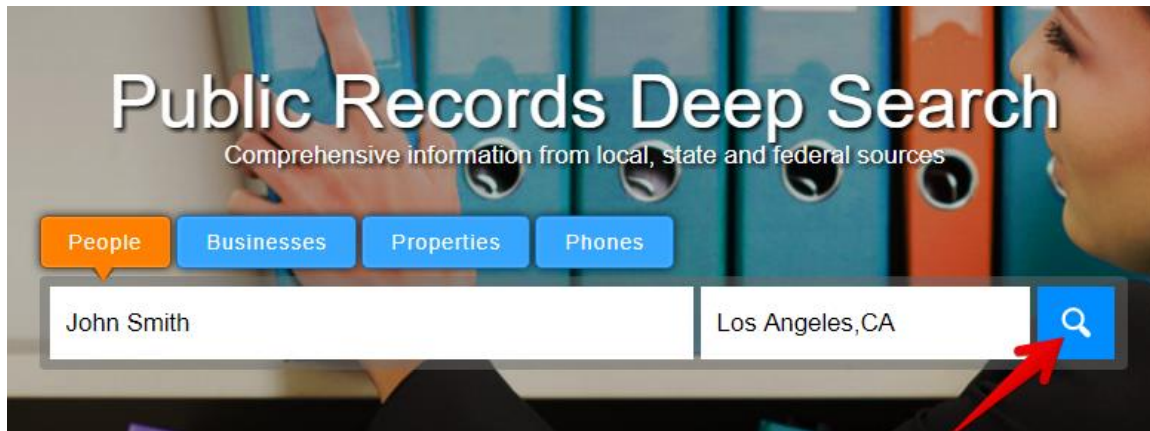
The United States District Court for the Northern District of California has certified a class action asserting claims against Radaris. Read the Court's order [here](#). However the website still works, which means that your personal data is exposed.

How to remove your information from radaris.com?

Go to radaris.com.

Create a personal account. **For security reasons use fake information and a temporary email address.**

To find a personal profile, please, enter first name and last name, specify the city and the state. Click "Search" button.



Find a result that matches whom you are looking for the most. Once you find a match, click "Full Profile" button.

Filter your results

Age
Select Age

State
California

City
Los Angeles

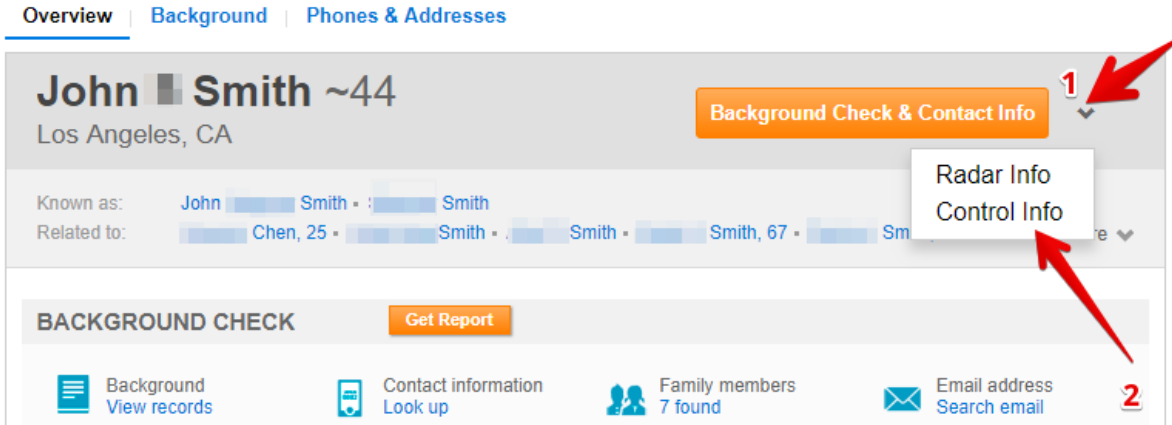
Lived in Cities
29 Palms
Adelanto
Agoura Hills
Agua Dulce
Aguanga
Alhambra

John Smith - found 200+ in Los Angeles, CA

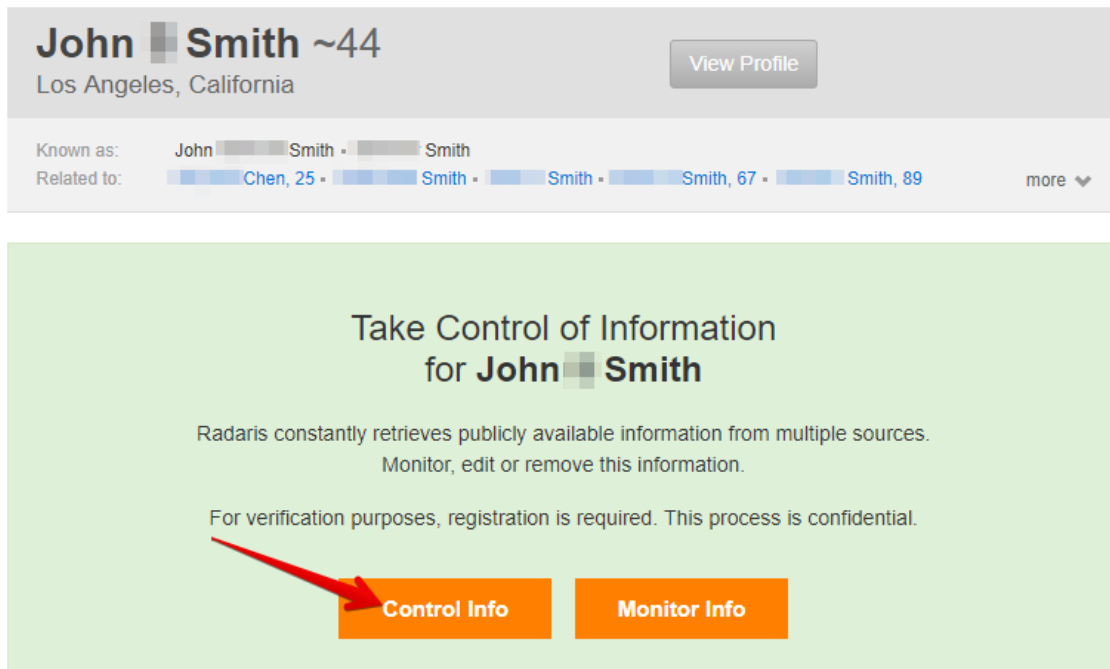
| | |
|---|--------------|
| John Smith age: ~36 Known as: W J John Related to: May [redacted], 63 • Dale [redacted], 43 • Gwendolyn [redacted], 24 ... Has lived in: Los Angeles, CA • Mesa, AZ • Augusta, GA ... | Full Profile |
| John Smith age: ~44 Known as: [redacted] Smith Related to: [redacted] Smith, 89 • [redacted] Smith, 67 • [redacted] Smith, 112 • [redacted] Smith, 67 ... Has lived in: Los Angeles, CA • Marina del Rey, CA ... | Full Profile |
| John Smith age: ~51 Known as: John [redacted], S John Related to: [redacted] Smith, 66 • [redacted] Smith, 64 • [redacted] Smith • [redacted] Smith ... Has lived in: Los Angeles, CA • Winter Park, FL • Rosemead, CA ... | Full Profile |

FOR OFFICAL USE ONLY

On the page of the profile find a small tab and click it. Choose “Control Info” option.



Click “Control Info” once again.



To verify your identity, confirm your name and enter your cell phone number. After that, click “Send code” button.

Control information

Claim this profile

John ■ Smith, ~44

Has lived in: Los Angeles, CA - Marina del Rey, CA - Chesterfield, VA - Maryville, TN - Germantown, TN

Please verify your identity

Your registration information will remain confidential.

1. Confirm your real name

Your registration name is: [redacted]

If your real name is different please indicate it here:

John [id icon] [redacted] Smith

2. Receive a verification code

Please enter your cell phone number:

We never share or disclose your phone number.

Your cell phone: 347 [redacted] **Send code** 

Enter the verification code you received in your text message. Click "Submit" button.

Control information

Claim this profile

John ■ Smith, ~44

Has lived in: Los Angeles, CA - Marina del Rey, CA - Chesterfield, VA - Maryville, TN - Germantown, TN

Enter the verification code you received in your text message

Verification code: 83460 **Submit** 

[Resend code](#)

You will be redirected to your profile. Click “Delete specific records” link.

Control Information

John Smith, ~44 Public

[Make profile private](#) | [Delete specific records](#)



You may select up to 6 records to be removed. Choose phone numbers, addresses, and job positions to be removed. Scroll down the page and click “Remove selected records”.

Delete specific records related to John Smith

You may select up to 6 records to be removed.

Please note that Radaris works similarly to search engines. The information you see on Radaris is searched on publicly available sources and it is originated not remove data from its original sources.

RESUMES

Resumes

John Smith — Lancaster, TX

Work

- Company: Medical center of kingspoint 11030 kingspoint rd. ste.3 — Jan 2014 to 2000
Physician assistant
- Company: medical-center — Jun 2008 to 2000
Physician assistant-certified
- Company: nurses inc — Arlington, TX — Oct 2007 to May 2008
Certified surgical technologist
- Company: hospital system — San Mateo, CA — Feb 2005 to May 2008
Certified surgical technologist

PHONES & ADDRESSES

| | Name | Address | Phone |
|-------------------------------------|------------|---------------|---|
| <input checked="" type="checkbox"/> | John Smith | Hollywood, CA | (213) (323) (323) (323) (323) (323) (323) (323) (818) |
| <input type="checkbox"/> | John Smith | | (312) |
| <input type="checkbox"/> | John Smith | | (302) |
| <input checked="" type="checkbox"/> | John Smith | | (434) |



Go back to your personal profile and click “Make profile private” link.

Control Information

John  Smith, ~44 Public

[Make profile private](#) | [Delete specific records](#)



Now your removal is accepted and processed. In order to check whether Radaris.com removed your records or now, we recommend to type once again first and last name in a search bar. The listing should look like in a screenshot below:

John  Smith
Los Angeles, CA

This profile is controlled by **John Smith**

To request additional information please [contact John Smith](#)

Opting out of ThatsThem.com

ThatsThem.com allows you to find people using the information you know about them.

How to remove your information from ThatsThem.com?

Go to the [Opt-Out page](#).

Fill out the form:

Enter your First and Last name

Email address

Phone number

Street name

State

City

Zip code

Contact email

Solve reCAPTCHA and press “Submit Opt-Out Request” button.

Opting out of USSearch.com

People Search, Background Check, Criminal Records, Social Network Search, Property Records, Reverse Phone Lookup


How to remove your information from USSearch.com?

<http://ussearch.com/about/privacy>

The quickest and simplest way to have your information removed from USSearch databases is to send a request online. You can also submit an opt-out request via postal mail. Regardless of which method you choose, in order to suppress your personal information from appearing in the databases, USSearch needs to verify your identity. To do this, they need proof of identity, consisting of either:

FOR OFFICIAL USE ONLY

A copy of a government-issued ID with any photo or ID number crossed out. Examples: driver's license, U.S. passport, U.S. military ID card, state-issued ID card, or employee ID card from a state agency;



A [notarized Identity Verification Form](#).

USsearch.com uses this information to process your opt-out request.

Online

It is worth to mention that ussearch.com is connected with intelius.com, which means that as long as you remove your records from intelius.com your profile would be automatically removed from ussearch.com as well. Here is an instruction how to remove yourself from Intelius.

Go to <https://www.intelius.com/optout>.

Privacy: Intelius Opt-Out

The Intelius database includes information from public records and publicly and commercially available information.

As a courtesy, Intelius allows you to opt-out information related to you from the Intelius.com people search service.

If you have any questions, please visit the [Privacy Policy](#).

Please follow the opt-out instructions below: [Other Options](#)

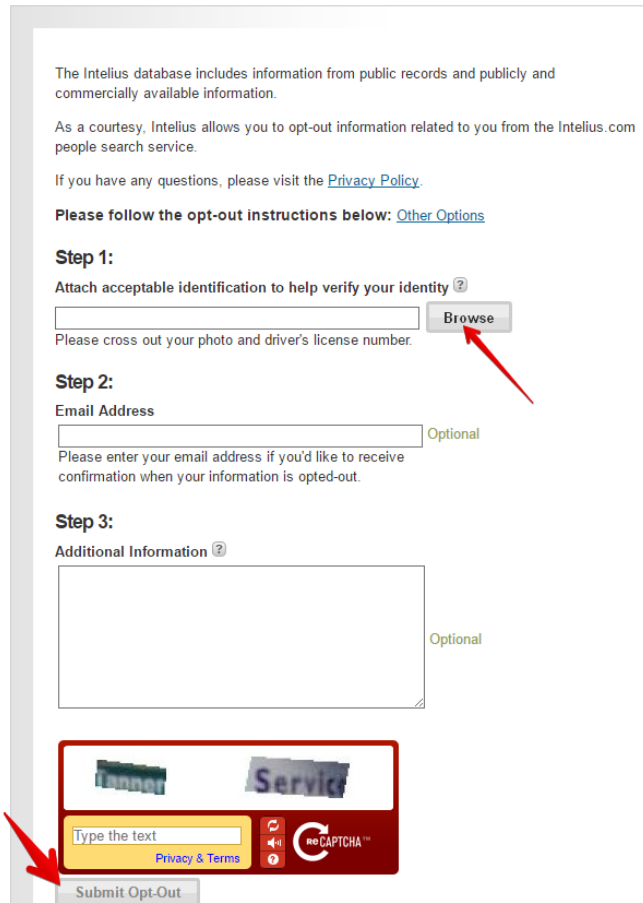
Step 1:
Attach acceptable identification to help verify your identity [?]

Please cross out your photo and driver's license number.

Step 2:
Email Address Optional

Please enter your email address if you'd like to receive confirmation when your information is opted-out.

Step 3:
Additional Information [?] Optional



Please be sure to include your email address so that ussearch.com can notify you both when your request is received and when they have completed your opt-out. You can email them at privacy@peopleconnect.us

Mail

If you submit your opt-out request via postal mail, in addition to your proof of identity, please include the following so they can accurately identify your records:

Name

Date of Birth

Address

Here is the contact information for submitting your request:

P.O. Box 4145 Bellevue, WA 98009-4145

Your information will be removed from the database in approximately 7-14 days. The subject of a particular record must submit opt-out requests to ussearch.com individually. Bulk opt-out requests will not be fulfilled.

FOR OFFICIAL USE ONLY

You can also send your request via Fax (425) 974-6194, (425) 974-6242. Do not forget to mention such information as proof of identity (Driver’s license or State-issued ID card).For security reasons cross out your photo and ID number. Write in your request name, DOB, address, record number (to find out your record number, go to <https://www.ussearch.com/privacylock>, fill out the form with your First name, Last name, City, State and press “GO”. Select the record you would like to block. Find your record number in the black section).

Your information will be removed from the database in approximately 7-14 days. The subject of a particular record must submit opt-out requests individually. Bulk opt-out requests will not be fulfilled.


Opting out of WhitePages.com

Whitepages.com is a people search website that aggregates information included but not limited to people name, address, phone number, age, nearest relatives, past residences, and email address. WhitePages Premium gives access to full contact details including mobile numbers, bankruptcy records, criminal records, and more.

How to remove your information from whitepages.com?

Visit the website www.whitepages.com. Type your first and last name, city, state or ZIP. Click on search.

PERSON REVERSE PHONE REVERSE ADDRESS BUSINESS PUBLIC RECORDS

e.g. Jon Snow City, State or ZIP 

Find personal records that refer to you. Click on "View Free Details".

PERSON REVERSE PHONE REVERSE ADDRESS BUSINESS

[Redacted] Bangor ME

One result found for [Redacted] in **Bangor, ME**

PREMIUM RESULT

[Redacted]


Age 29
Lives in Bar Harbor ME
Used to live in **Bangor ME**, East Machias ME, Brewer ME
Related to [Redacted]

START PREMIUM SEARCH

[Redacted]

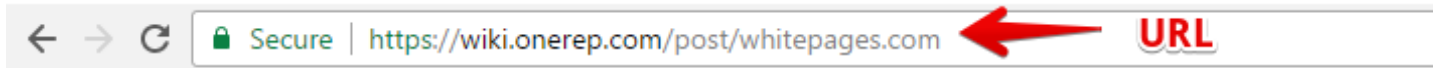
Age 25-29
Lives in **Bangor ME**
Used to live in Bar Harbor ME, East Machias ME, **Bangor ME**

VIEW FREE DETAILS



This is how your profile looks like. You can see how much private information is exposed: first and last names, addresses, telephone numbers.

Copy the URL of the profile (located at upper left corner).



| | PERSON | REVERSE PHONE | REVERSE ADDRESS |
|--|--------|---------------|-----------------|
| | | | Abilene TX |



(738) 322-8805

SEE PHONE NUMBER WITH PREMIUM

Landline and mobile info for



5218
Abilene TX 79

SHOW MAP ▾



More About

PREMIUM



FAMILY
Relatives of

VIEW ALL RELATIVES >



CRIME/TRAFFIC
Public Record Databases

CONTINUE TO RESULTS >

Go to [WhitePages opt-out page](#). Paste the URL of the profile you want to remove. Click on “Opt-Out” button.


| PERSON | REVERSE PHONE | REVERSE ADDRESS | BUSINESS |
|---------------|---------------|--------------------|----------|
| e.g. Jon Snow | | City, State or ZIP | |

Opt-out of Whitepages

STEP 1 OF 5

You can opt out and have your listing removed from the Whitepages website. Copy and paste the URL of your profile.

[http://www.whitepages.com/name/\[redacted\]/Bangor-ME/\[redacted\]](http://www.whitepages.com/name/[redacted]/Bangor-ME/[redacted])

OPT-OUT 

The website will direct you to the page where you need to confirm that this is your profile and not somebody else’s. Click on Remove Me button.


Is this the person you want to remove?

STEP 2 OF 5

[redacted]

Phone (207) 561-[redacted]

Address 323 [redacted] Ave Apt [redacted]
Bangor, ME [redacted]

REMOVE ME 

[This is the wrong person. Take me back.](#)

Choose one of the reasons you want remove from whitepages.com. Press "Submit".

Please help us understand why you want your information to be removed.

STEP 3 OF 5

I just want to keep my information private

Leave a comment (optional)

SUBMIT

In order to be removed from WhitePages.com you need to verify your identity by providing your telephone number. After you do this and click on "Call Now to Verify" you will directed to the page with you verification code.

Verify your identity with a phone call

STEP 4 OF 5

Please enter your phone number below. You will receive a call from a friendly Whitepages robot and be asked to supply a verification code.

Don't worry! We will not use this number for any other purpose.

██████████ 785

By checking this box I affirm that I am the person associated with this account, and I would like my information to be removed from Whitepages listings.

CALL NOW TO VERIFY

After a few seconds, you will receive a call from WhitePages robot. It would ask to provide the verification code.

Your verification code STEP 5 OF 5

4352

Now calling [REDACTED]. You will be asked by the friendly Whitepages robot to supply the code above.

[I didn't receive a call. Please call again.](#)

[This is the wrong number. Take me back.](#)

You have been successfully removed your private records from WhitePages.com!

Success!

Your request to remove your information from Whitepages has been accepted.

Please note that it may take up to 24 hours for this to reflect on the Whitepages website.

Opting out of ZabaSearch.com

ZabaSearch.com is people search and public information search engine.

How to remove your information from Zabasearch.com?

ZabaSearch claims that it does not maintain a database from which it can remove you. However, the website is affiliated with Intelius.com. If you remove your personally identifiable information from Intelius.com, it will be automatically removed from Zabasearch.com.

Opting out of 123verified.com

123verified.com is a background company; it allows finding people by SSN, name, address and date of birth. 123verified.com collects public information and provides an access to it in 1 or 2 days.

How to remove your information from 123verified.com?

Go to <http://123verified.com/dispute.doc>

Fill the form and print it.

Sign filled form.

Add the copies of documents you believe will support your application (SSN, driver license).

Fax application form and copies of documents to 1-800-942-4888, or mail it to 1st Check, Inc. Disclosure Department, PO Box 1002, Buffalo, NY 14210.

When the company receives your application, you will be contacted.

Opting out of 411.info

411.info provides search by location, name and surname, phone number. In addition, it allows you to find services and business.

How to remove your information from 411.info?

Unfortunately 411.info has offered no there alternative than a payment for removal.

If you want to remove your records from 411.info for a free, visit this [removal page](#).

Enter the first name, the last name. Specify the state. Click “Find your listing button”.

Remove your residential listing from 411.info

You must be authorized to modify or remove any of the listings found using this tool.

411.info provides a free local search and directory service with coverage in the USA. Phone numbers are sourced from the public records which are typically published by telecommunications companies in their white and yellow pages. If there is a listing on 411.info that you wish to be removed, you can choose an option on this page to remove it, or hide it from public view.

The screenshot shows a search form titled "Find your residential listing:". It features a "Phone Number" input field, followed by "OR", and three input fields for "John", "Smith", and "City, State". A blue "Find Your Listing" button is at the bottom, with a red arrow pointing to it from the left.


Find a result that matches whom you are looking for the most. Once you find a match, click “Remove” button.

Remove your residential listing from 411.info

You must be authorized to modify or remove any of the listings below.

Here is a list of records found:

[← Go back to edit your search criteria](#)

| | |
|--|---|
| John Smith 📞 (850) [REDACTED] 🏠 117 [REDACTED], Crawfordville, FL, 323 [REDACTED] | Click to Remove |
| John Smith 📞 (352) [REDACTED] 🏠 8902 [REDACTED], Ocala, FL, 344 [REDACTED] |  Click to Remove |
| John Smith 📞 (305) [REDACTED] 🏠 1238 [REDACTED], Miami Shores, FL, 331 [REDACTED] | Click to Remove |

After you pay for the removal, 411.info will remove your records for the last time.

Opting out of 411locate.com

411locate.com is a people search company, includes information found in Yellow Pages, White Pages, and Public Records. Additionally, there is an option to reverse phone lookup.

How to remove your information from 411locate.com?

Go to <http://www.411locate.com/contact> .

www.411locate.com/contact

411LOCATE
Locate Anyone Anywhere Today!

People Search | Reverse Phone | Resources

Have Questions or Comments? Please send us an message.

Full Name:

Subject:

Your e-mail:

Topic: Select A Topic

Please enter your message here or you can send us a letter through US Mail to the address below. If you would like to be removed from 411Locate, please include your city and state.

shotzman

To make sure you are a person please enter the code above here.

Not readable? Click to change text

CLEAR SEND

Type Full name, Subject, Your email, Select a topic "Remove / opt out"

Enter your message, including your city and state

Enter the code in CAPTCHA

Press "Send".

Opting out of 411numbers.com

411numbers.com is a people search website, which collects and shows personally identifiable information.

How to remove personal records from 411numbers.com?

Visit 411numbers.com.

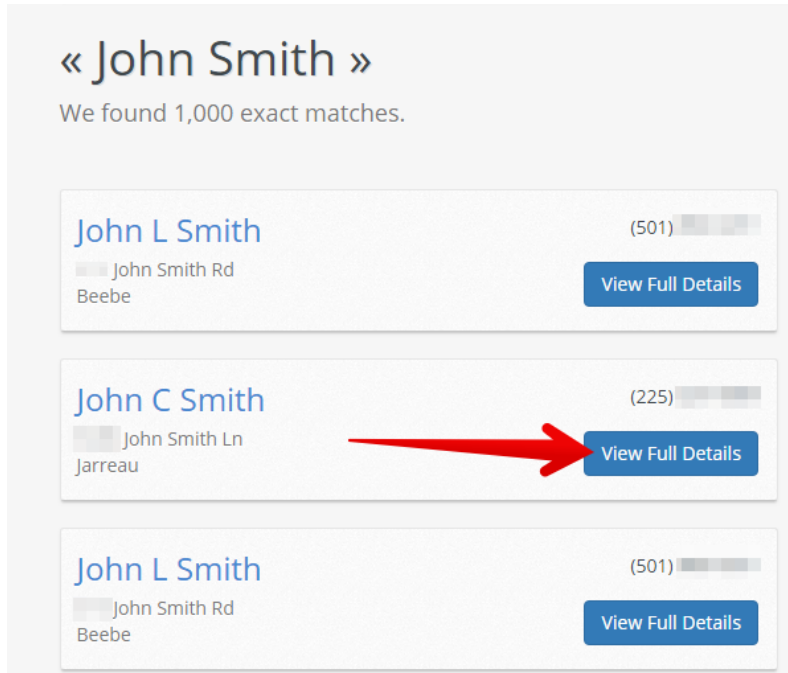
Enter first and last name. Click "Search" button.

Person Search

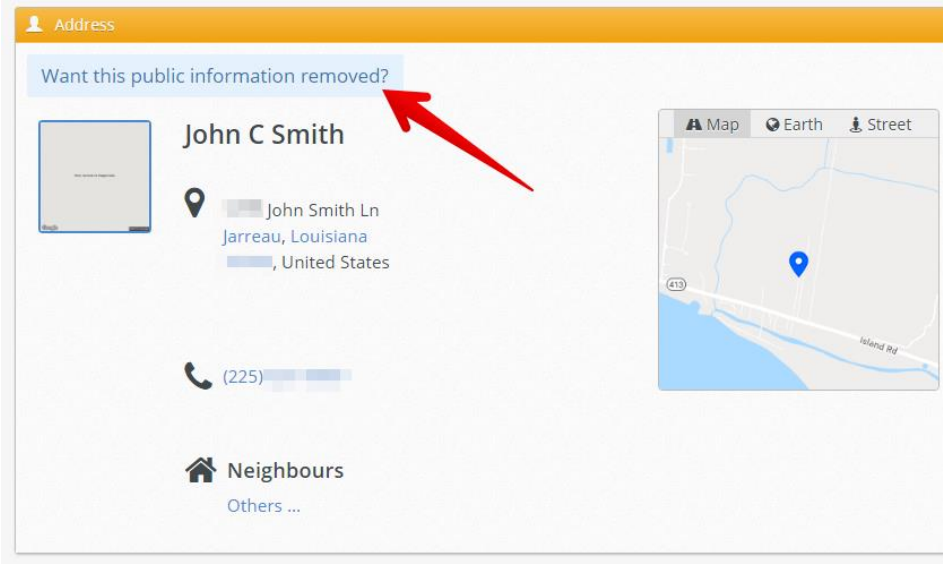
John Smith

Enter a name, a phone number, an address, ... anything!

Find a result that matches whom you are looking for the most. Once you find a match, click the name or “View full details” button.



On the top of your profile find the link “Want this public information removed?” and click it.



You will be asked to fill out an opt-out form. Click “Fill and email the form” button.

USA WhitePages, Better.

Data Removal

411numbers.com is one of the most comprehensive sites for WhitePages information available today. There are many benefits to having your information available online, however, we do respect our visitors privacy. If you would like to have your information removed from public display, it's only up to you.

Free Removal By Mail

Free

1 to 2 weeks for processing
Upon reception of the documents

Fill and email the form

Download and fill out the form. The form should contain your last name, first name, phone number, street address, city/state, zip code, country, email address. Do not forget to include exact URL of your profile. At the bottom of the page, put your signature and write the date.

Email this form at removal@411numbers.co

Opting out of Accutellus.com

Accutellus.com is a people search site that allows you to find person by name, surname, age, location, phone number, marital status and court records.

How to remove your information from Accutellus.com?

Go to <https://www.accutellus.com/>

FOR OFFICIAL USE ONLY

Fill out the form: enter your first and last names, your city and state. Click “Search” in order to find what records are placed on the websites.

Find People

First Name MI Last Name

Age City State

29 Bangor Maine

Include: Court Records Marriage Email [\(Clear all\)](#)

Reverse Phone

Phone Number

You will see all records that the website has on you. Note that you can block you current and 9 previous addresses.

People Search Results

| Name/Relatives | Age/DOB | Address/Phone | Area Data |
|--|---------|---|---|
| 1 <input type="text"/> | | Brewer ME-04412 | Population: 8,951 Avg. Home Value: \$88,200 View Details <small>Click Here</small> |
| 2 <input type="text"/> | | Brewer ME-04412 | Population: 8,951 Avg. Home Value: \$88,200 View Details <small>Click Here</small> |
| 3 <input type="text"/> <input type="text"/> (age 59) <input type="text"/> (age 53) | | East Machias ME-04630 Available | Population: 1,717 Avg. Home Value: \$75,100 View Details <small>Click Here</small> |
| 4 <input type="text"/> | DOB: ✓ | East Machias ME-04630 Available | Population: 1,717 Avg. Home Value: \$75,100 View Details <small>Click Here</small> |

Go to https://www.accutellus.com/opt_out_request.php. Fill out the form with the information you have found and want to be removed.

FOR OFFICIAL USE ONLY

First Name:

Middle Initial:

Last Name:

Email Address:

Street Address:

City:

State:

Zip / Postal Code:

Phone Number:

Captcha: 
Refresh Image

Enter captcha here:

You will see the confirmation that your opt-out request has been processed. Repeat the removal process, as many times as the number of profiles you are your data.

[Find People](#) [Reverse Phone](#) [Property Search](#) [Court Records](#) [Opt Out](#) [Sign up](#)

Opt Out Request Form... We value your privacy. If you do not wish to allow family, friends, old classmates etc. to locate you online site, simply complete our opt out request below. You may block your current and up to 9 previous addresses automatically. Note that you are listed as a relative under another persons name you must opt out both names please.

IMPORTANT NOTE: All information is required. Entering incomplete or inaccurate information may result in opt out rejection. Information must match the record that you are trying to opt out.

Your request has been processed... Please verify your information is now blocked.

Opting out of Addresses.com

Addresses.com is a people search site with up to date white pages listing. At addresses.com, you can search by full name, address, ZIP code, and phone. Addresses.com is Intelius business partners.

How to remove your information from Addresses.com?

Go to <http://www.addresses.com>. Enter your first and last names, your city and state.

addresses.com

White Pages

Yellow Pages

Address

ZIP Code

Reverse Phone

Refine Who You Are Looking For

First Name

Last Name

City, State or ZIP

People Lookup

You will be directed to the page with profiles, which may contain your private information.

323 [redacted] AVE #APT [redacted], Bangor, ME 04401

(207) 255-[redacted] is a land line phone

[Confirm Current Phone & Address](#)

Sponsored Ads

- » [Get A Background Check](#)
- » [Get Email and Social Info](#)
- » [Check Criminal Records](#)

» [Get Addresses History for \[redacted\]](#) » [Find More Information for \[redacted\]](#)


323 [redacted] AVE #APT [redacted], Bangor, ME 04401 [Get a Detailed Property Report](#)

Sponsored Ads

- » [Find More on \[redacted\]](#)
- » [Get a Detailed Background Report](#)

Not who you're looking for?

- » [Try Intelius for more results](#)



bing © 2015 Microsoft Corporation © 2015 HERE

Go to <http://www.addresses.com/optout.php>. Fill out the opt-out form. Select the removal reason. We suggest choosing "Other". Enter your first and last names, address, telephone number, city, state, zip

code, email. All this data is necessary to locate your profile and remove it from the system.

addresses.com

White Pages

Yellow Pages

Remove a Listing from Addresses.com White Pages

If you wish to have your listing removed from Addresses.com White Pages complete the form below by either filling populated hitting submit.

The information provided will only be used to remove your name, address, and phone number from Addresses.com marketing purposes.

Your removal request will be processed within 1 business day. Please see our [privacy policy](#) for more information.

Note: The following combinations are required to successfully remove a listing:

1. First Name, Last Name, City, State, Zip Code and Phone Number.
2. First Name, Last Name, City, State, Zip Code and Address.

Removal Reason:

Other

First Name:

[Redacted]

Last Name:

[Redacted]

Address:

323 [Redacted] AVE #

Unit:

[Redacted]

City:

Bangor

State:

Maine

Zip Code:

04401

Phone:

(207) 255-[Redacted]

E-mail Address:

[Redacted]

Enter the numbers as they are shown in the box below.

This step helps prevent unfair use of automated programs.

213980

Code Word:

213980

Remove Me

Please allow 1 business day for the request to be processed.

Opting out of AdvancedBackgroundChecks.com

AdvancedBackgroundChecks.com is a people search service that empowers you to find people in the United States. It shows addresses, phone numbers, email and more – all at no charge. It also gives you access to billions of public records.

How to remove your information from AdvancedBackgroundChecks.com?

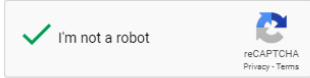
Go to <https://www.advancedbackgroundchecks.com/manage/>. Check the checkbox and click “BEGIN REMOVAL PROCESS”.

Record Removal Request

To remove your record please follow these instructions EXACTLY.

- Agree to the terms and check the "I'm not a robot"
- Click the 'begin' button below.
- Search for your record, click on the details button to bring up your record detail.
- At the bottom of the record detail page click the 'remove this record' button. If you don't see that button you are either on the wrong page or your session expired (in which case start over here).
- You are done. Your record will be removed everywhere on the site.

By checking this box I agree that I am the subject of the record I am requesting to be removed (i.e. it contains my name, address and/or phone numbers) or the subject has authorized me to have it removed for them.



BEGIN REMOVAL PROCESS



Type First Name, Last Name, City, State, Age and click “SEARCH” button.

| NAME | PHONE | ADDRESS | EMAIL |
|-----------------|---------|-----------------|--------|
| MARRIAGE | DIVORCE | DEATH | CENSUS |
| John Smith | | | |
| Los Angeles, CA | | | |
| 25 | | | |
| ✕ CLOSE | | Q SEARCH | |



You will be directed to the page with personal profiles. Find your profile and click “SEE FULL INFO”

John Smith Age 25
Lives in: Stockton CA
Used to live:
Catron Dr, APT D, Oakland, CA
Delmont Ave, Oakland, CA
38th Ave, Oakland, CA
AKA: Deneisha , Deneisha P , Deneisha Patrice
Related to: Betty J , Christina E , John R
[SEE FULL INFO](#)

John Henry Smith Age 25
Lives in: Salem OR
Used to live:
Jean E Rd, Oakhurst, CA
AKA: Johnhenry J Smith , John J Smith
Related to: Christopher Smith , David Christian , Lacey Smith
[SEE FULL INFO](#)

button.

In your profile find “REMOVE MY RECORD” button and click it.

John Smith Age 25

[GET UNLIMITED BACKGROUND DETAILS >>](#) [REMOVE MY RECORD](#)

Current Address
Lyman SE Ln
Salem, OR

Phone Numbers

Full Background Report

- Arrest Records
- Court Records
- Marriage & Divorce Records
- Birth & Death Records
- Police Records
- Search Warrants
- Criminal Records Data
- Property Records
- Bankruptcies, Judgments, Liens
- Complete Background Check

[VIEW FULL BACKGROUND REPORT](#)

Please allow up to 24 hours for the changes to take effect.

Opting out of ALC.com

ALC.com is a data broker company, headquartered in Princeton, New Jersey. Company collects emails and shares it to their marketing partners.

How to remove your information from ALC.com?

Go to <http://optoutpreference.org>.

Enter your first and Last name, Address, City and State, Zip Code and Email. Solve reCAPTCHA. Press “Opt Me Out” button.

Address & Email Email only

To opt out of receiving postal communications from ALC and it's partners, please enter your name and address. If you would also like to opt out of email together with postal mail please enter your email address.

E-Mail

First Name

Last Name


Address Line 1

Address Line 2

City

State

ZIP Code

I'm not a robot  reCAPTCHA
Privacy - Terms

If you need to opt out of companies that ALC may partner with visit <http://www.aboutads.info/choices>. At the bottom of the page click on “Opt Out Of All”.

| | | |
|---|----|---|
| <input checked="" type="checkbox"/> LiveRamp | No | ✓ |
| <input checked="" type="checkbox"/> LKQD Technologies | No | ☐ |
| <input checked="" type="checkbox"/> Lotame | No | ✓ |
| <input checked="" type="checkbox"/> Madison Logic | No | ✓ |
| <input checked="" type="checkbox"/> Magnetic | No | ✓ |

Submitting your choices for all currently participating companies stores your opt out preferences in your browser. [Learn More.](#)

Your information was removed from ALC.com

Opting out of Ameridex.com

Ameridex.com is the company that provides people search by vital records (probate and genealogical research, birth parents and adoptee search, date of birth search).

How to remove your information from Ameridex.com?

You can opt out ameridex.com if only you are public official or due to safety issues.

If you get under above conditions, send mail to Ameridex PO Box 193061 San Francisco CA 94119-3051.

Else, send email to info@ameridex.com.

Notify your telephone company to delist your telephone number from Ameridex.com.

Ameridex.com does not maintain or disburse asset, property, driver, or motor vehicle records information.

Opting out of AnyWho.com

AnyWho.com is a people search website collecting information from yellow and white pages. Anywho.com provides search by name, surname, location, and ZIP code, address and phone number.

How to remove your information from AnyWho.com?

Go to <http://www.anywho.com/whitepages> and try to find yourself by name, surname and phone.

Find a Person

John Smith

Bangor, ME

By Name | By Address | By Phone Number

Personal identifying information available on AnyWho is not provided by YP and is provided solely by an unaffiliated third party, Intelius, Inc. Your interaction with this page including information collected and provided on this page is subject to the [Privacy Policy](#) of Intelius. [Full Disclaimer](#)

FIND

Find your listing and click on “View full profile”.

John Smith

Bald Mountain DR, Bangor, ME 04401

(207) [redacted]

» Maps & Driving Directions

VIEW FULL PROFILE ►

FOR OFFICIAL USE ONLY

If you are sure that this is your profile, click on “Remove listing” button located below.



You will be directed to the opt-out page. Fill out the opt-out form, enter the code word and click on “Remove Me” button. Wait for 1 business day.

[Remove a Listing from Yellowpages White Pages](#)

If you wish to have your listing removed from Yellowpages White Pages complete the form below by either filling out the required fields, or if already populated hitting submit. The information provided will only be used to remove your name, address, and phone number from Yellowpages White Pages, it will not be used for marketing purposes. Your removal request will be processed within 1 business day. Please see our privacy policy for more information.

Note: The following combinations are required to successfully remove a listing:

- 1. First Name, Last Name, City, State, Zip Code and Phone Number.
- 2. First Name, Last Name, City, State, Zip Code and Address.

Removal Reason:

General Privacy Conc

First Name:

john

Address:

bald mountain d

City:

bangor

Zip Code:

04401

E-mail Address:

Last Name:

smith

Unit:


State:

Maine

Phone:

207:

Enter the numbers as they are shown in the box below. This step helps prevent unfair use of automated programs.



Code Word:

852743

Remove Me

BY SUBMITTING THIS FORM YOU ARE CERTIFYING THAT YOU ARE THE OWNER OF THE INFORMATION IN THE LISTING(S) OR ARE AUTHORIZED BY THE OWNER OF THE INFORMATION TO REQUEST REMOVAL OF THE LISTING(S).

After your request will be accepted, please allow 1 business day for the request to be processed.

If there’s a reason you can’t send removal form online, send your exact listing (including phone number) and signature to

*Compliance/AnyWho Listing Removals
611 North Brand Blvd
5th Floor, Glendale
CA 91203*

Your listing will be removed within 21 days after receiving mail.

Opting out of Arrests.org

Arrests.org is a mugshots website collecting photos, physiological information, and detention reasons of arrested people.

How to remove your information from Arrests.org?

Submit your opt out request to info@arrests.org. Do not forget to include the following:

Your full name (+ aliases)

Current address (and former addresses you want to protect)

Phone number (and former phone numbers you want to protect)

Date of birth

A copy of your driver's license or state identification card (for security reasons you can cross out your photo and number)

A reason for removal

Screenshots of the webpages to be removed.

Opting out of Advanced-People-Search.com

Advanced-people-search.com is a public search website, which allows you to find the most current public records and makes it easy for you to locate a person.

How to remove your information from Advanced-People-Search.com

Advanced-people-search.com is affiliated with peoplefinders.com. As soon as you remove your records from peoplefinders.com, they will be automatically removed from advanced-people-search.com

Here is the [link](#) to the opt-out instruction from ****peoplefinders.com****

Opting out of Addresssearch.com

Addresssearch.com was created to offer a free email lookup service. It offers free access to information on more than 95 million email addresses and 140 million mailing addresses.

How to remove your information from Addresssearch.com?

Visit the website <http://www.addresssearch.com/>.

Make sure that addresssearch.com has your email. To do this enter your first and last names, specify your state.

**Lookup Someone's
E-MAIL ADDRESS**

Maine ▼

SEARCH EMAIL

3. Define the exact email. Please, take into account that there could be several people with the same first and last names.

Results for " _____ " in ME

| | |
|-------------------------------|--|
| _____ _____ Machias, ME | o*****@yahoo.com Email This Person Update Listing <div style="border: 1px dashed black; padding: 2px;">Get a Report With Jessica's Email</div> |
| _____ _____ MACHIAS, ME | |
| _____ _____ POLAND, ME | j*****@yahoo.com Email This Person Update Listing |
| _____ _____ GORHAM, ME | j*****@hotmail.com Email This Person Update Listing |

Go to the [addressesearch.com opt-out page](#). Enter your first and last names, the email that you have previously found on the website, your city, state and zip code. Click on "Remove yourself" button.

Remove Your Information From AddressSearch.com

We have tried very hard to protect the privacy of those found in this directory. That said, anyone, at anytime can remove themselves from the AddressSearch.com directory free of charge. In order to remove your information from being displayed on this site please complete the form below in its entirety.

Please Understand: This site does not sell or share information with third parties. Removing yourself can make it difficult for friends and loved ones to find you so please consider this request carefully.

Name:

Email:

Address:

(city, state zip)

By submitting this removal request you confirm that the information you are requesting to have removed is either yours or a dependent of yours. Removals may take a short time to take effect.



You records were successfully removed from addresssearch.com

Removing your Ask.fm account

ASK.fm is a global social networking site where users create profiles and can send each other questions.

How to delete Ask.fm account?

Sign in to [ask.fm](#).

Go to the [delete account page](#).

Enter your password. Click "Leave ASKfm".

Are you sure you want to leave ASKfm?

You have 1 friend on ASKfm.



- After you request to leave ASKfm, your profile data will be removed from the site. We will retain your data for 30 days in case you would like to reactivate your account (just log back in). Your profile data is deleted permanently after the 30 day window provided you have not logged back in and reactivated your account.
- Questions you have asked your friends will be converted to anonymous questions.
- Likes made to friends' questions will remain.
- After your profile is deleted, you will not be able to get your username back.

Password



After you request to leave ASKfm, your profile data will be removed from the site. Ask.fm will retain your data for 30 days in case you would like to reactivate your account (just log back in). Your profile data is deleted permanently after the 30-day window provided you have not logged back in and reactivated your account.

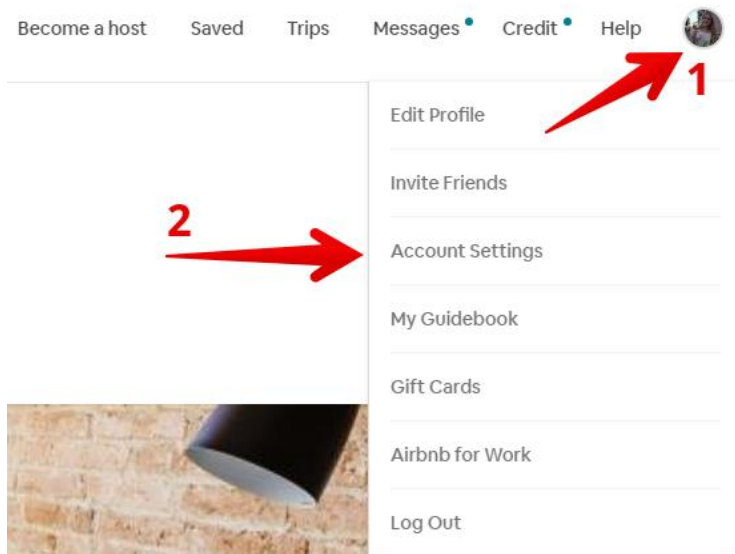
Removing your Airbnb.com account

Airbnb is an American company, which operates an online marketplace and hospitality service for people to lease or rent short-term lodging including holiday cottages, apartments, homestays, hostel beds, or hotel rooms.

How to delete Airbnb account?

Sign in to [airbnb.com](https://www.airbnb.com).

Select your profile icon. Click “Account settings”.



Click “Settings”.

FOR OFFICIAL USE ONLY

Notifications

- Payment Methods
- Payout Preferences
- Privacy
- Security
- Connected Apps
- Settings**
- Badges



Invite Friends

Messages

Receive messages from hosts and guests, including booking requests.

- Email**
- Push notifications**
To your mobile or tablet device
- Text messages**

Reminders

Click “Deactivate my account”.

- Notifications
- Payment Methods
- Payout Preferences
- Privacy
- Security
- Connected Apps
- Settings**
- Badges

Invite Friends

Company account

Are you hosting on Airbnb as part of a company? You can create a company account to get access to professional tools that are right for you. [Learn more](#)

Create company account

Deactivate Account

Deactivate my account



Choose the reason why you are deactivating your account and click “Deactivate my account”.

Deactivate Account

Tell us why you're deactivating your account

I have safety concerns.

I have privacy concerns.

I don't find it useful.

I don't understand how to use it.

It's temporary; I'll be back.

Other

Care to tell us more?

Can we contact you for more details?

Yes No

What's going to happen

- You will retain the rights and obligations for all activity on the Airbnb platform prior to deactivation.
- Your profile and any listings will be hidden.
- You can re-activate your account at any time by contacting us.
- [Learn more about deactivation.](#)

Deactivate my account

Don't deactivate account

Alternatives to deactivating

Adjust my privacy settings

Turn off search indexing on your listing, preventing search engines such as Google and Bing from displaying your listing in their search results.

Change notification preferences

Are we sending you too much email? Change your notification preferences.

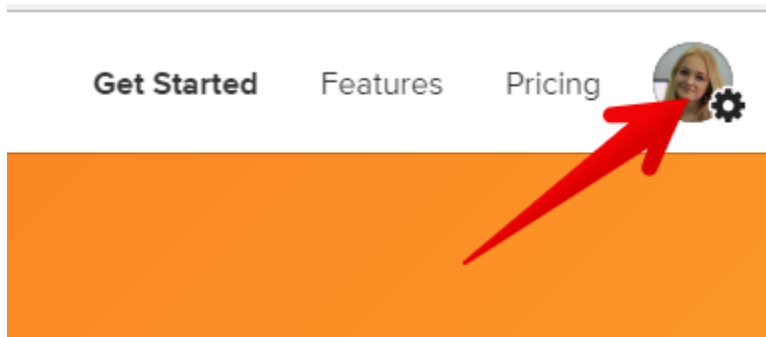
Removing your About.me account

About.me helps to create a page to present who you are and what you do. The website stores many records about you such as your location, gender, DOB, your interests, job, etc.

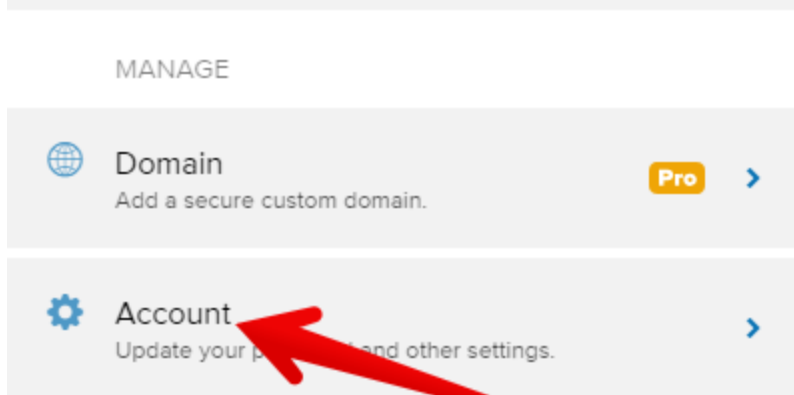
How to delete About.me account?

Log in to [about.me](#).

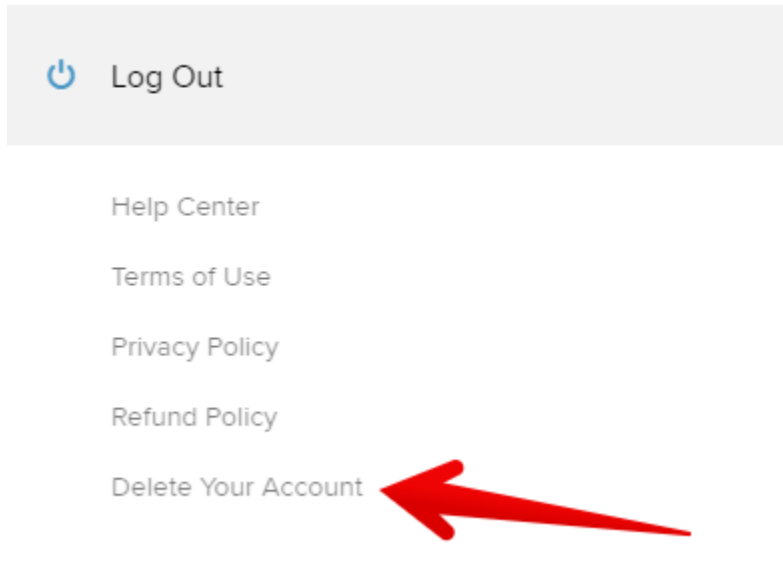
Select your profile icon.



Click "Account".



At the bottom of the page find "Delete your account" and click it.



Confirm removal by clicking "Delete your account".



Are You Sure?

Your account will be permanently deleted.



Delete your account

Keep your account


Opting out of Arivify.com

Arivify.com provides property records for the public.

How to remove records from arivify.com?

Visit arivify.com.

Choose your state.



Welcome to Arivify.com

Choose your city. Click “View records”.

Property records for cities in Arizona

You are here / States / Arizona

ANTHEM
There are a total of 4 property records in ANTHEM, Arizona.
[View Records](#)

APACHE JUNCTION
There are a total of 415 property records in APACHE JUNCTION, Arizona.
[View Records](#)

Find your home address.


| Property | City | State | Value |
|---------------------|--------|-------|-----------|
| N SUTTER LN | ANTHEM | AZ | \$194800 |
| N SUTTER LN | ANTHEM | AZ | \$176500 |
| X WAYNE LN | ANTHEM | AZ | \$168600 |
| N GAVILAN PEAK PKWY | ANTHEM | AZ | \$1600800 |

Copy the URL of the profile.

Secure | <https://www.arivify.com/property/search/GEt3e7dp7> **URL**

Property and business record information for [REDACTED] N SUTTER LN, ANTHEM, AZ!

 **ARIVIFY**

Home States 

[REDACTED] N Sutter Ln
Anthem, AZ 85[REDACTED]

\$ 194,800

You are here
Anthem /

Owner Name [REDACTED] Paul
C/christine

Address [REDACTED] N Sutter

[REDACTED] N Sutter Ln is a
parcel of land located in
Anthem, AZ and has a legal

As

FOR OFFICIAL USE ONLY

Go to [opt-out page](#). Scroll down the page and paste the URL. Enter your email address and check the checkbox. Click "Submit request".

Arivify URL*

If the below information is correct, please click the "submit request" button below. Once accepted the owner name field will be changed to "Private Information".


Owner Name


Address

City ANTHEM

State AZ

Email Address (optional - receive notification when complete)

I'm not a robot  reCAPTCHA
Privacy - Terms



Your request was submitted successfully. Your name will be masked within the next 12-24 hours. Please allow a few weeks for Google and other search engines to update their search results with these changes. If you have any questions please email at info@arivify.com.

Opting out of ArrestFacts.com

ArrestFacts.com is a public records aggregator that collects and organizes police, civil, criminal and court records from every available jurisdiction in the country.

How to remove personal records from ArrestFacts.com?


Visit arrestfacts.com.

FOR OFFICIAL USE ONLY

Enter first and last names; choose the city and the state. Click "Search" button.

Get Nationwide Results for Every Criminal Record in the Country

| | | | |
|------|-------|-----------------|---------------|
| John | Smith | Los Angeles, CA | SEARCH |
|------|-------|-----------------|---------------|



Find a result that matches whom you are looking for the most. Once you find a match, click the name or "View more" link then click "Information control" link.

 **DISCLAIMER NOTICE:** ALL ARE PRESUMED INNOCENT... [»](#)

JOHN EDWARD SMITH

Jail Location
CALIFORNIA

 56yo

 5' 7" (1.70m)

 White Male

 215lbs (98kg)



 [INFORMATION CONTROL](#)



**PERSONAL
DETAILS**

| | |
|----------------|-----------------|
| Date of birth: | ██████████ |
| Ethnicity: | AMERICAN INDIAN |
| Hair: | Black |

Enter your full name, email. Tick reCAPTCHA and click "Send".

CONTROL INFORMATION

JOHN EDWARD SMITH
Place of arrest: California
arrests: 13 | charges: 20
56yo
White Male
5' 7" (1.70m)
215lbs (98kg)

VIEW MORE

NAME: * John Smith
EMAIL: * nikuyiwolo@larjem.com

I AM JOHN SMITH
PLEASE REMOVE THIS
PROFILE FROM THE
ARRESTFACTS DIRECTORY.

I'm not a robot [CAPTCHA]

SEND

Your removal request has been received. Please check your email and click on confirmation link to complete the removal.

Opting out of Allpeople.com

Allpeople.com gathers information about businesses, owners of businesses and their personally identifiable information such as first and last names, city and state, home and work address, phone number etc.

How to remove your information from allpeople.com?

Go to [the website](#).

Enter your first and last name. Click "Search" button.

All People
CONNECT WITH BUSINESS PROFESSIONALS

John Smith

SEARCH

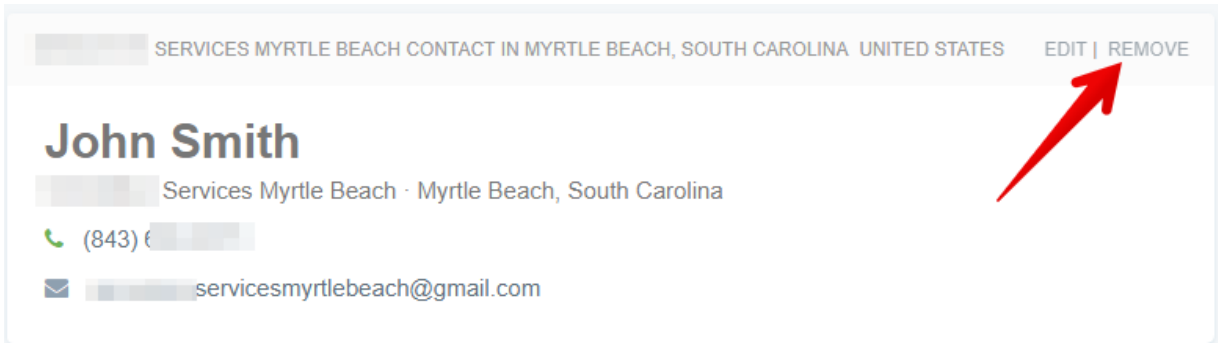
Copyright © AllPeople :: 2018 :: All Rights Reserved

Privacy | Terms | Contact

Select the listing you want to remove. Once you find the right one, click the name.



On the profile find, "Edit/Remove" link and click it.



Choose the reason for removal, check the checkbox and click "Submit" button.


Remove Contact: John Smith

Reason:

- Other
- It contains my personal information.

Additional Information:

Add any additional information to help us with your request.

I'm not a robot 

Cancel Submit

Your profile has been removed. Please allow some time for changes to appear.

Opting out of allbiz.com

FOR OFFICIAL USE ONLY

Allbiz.com gathers information about businesses, owners of businesses and their personally identifiable information such as first and last names, city and state, home and work address, phone number etc.

How to remove your information from allbiz.com?

Go to [the website](#).

Enter your first and last name. Click "Search" button.




Select the listing you want to remove. Once you find the right one, click the name.



On the profile find, "Edit or Remove" link and click it.

Smith, John W
EDIT OR REMOVE



Business Contact

T. Smith
Title: Principal

Contact Information

Contact Smith, John W

Phone: (205) [REDACTED]
Website: [REDACTED]

Choose "Remove [Last Name, First Name]" option.

Remove Smith, John W

REASON *

IT IS A DUPLICATE RECORD (ALREADY LISTED ON ALLBIZ).


OTHER


IT CONTAINS MY PERSONAL INFORMATION.

I DO NOT WANT MY BUSINESS LISTED ONLINE.

ADDITIONAL INFORMATION

[REDACTED]

I'm not a robot 



Choose the reason for removal, check the checkbox and click "Submit". Your records have been removed. Please allow some time for the changes to appear.

Opting out of Backgroundchecks.com

Backgroundchecks.com is the company that provides the individual's address history, past and current phone numbers, possible aliases, relatives, and neighbors, criminal record or civil record status, liens and bankruptcies.

How to remove your information from background check gateway?

Unfortunately, there is no way to opt out of background check gateway.

Opting out of backgroundcheckgateway.com

Background check reports, People search, Public records, Criminal records, Employment screening

How to remove your information from BackgroundCheckGateway.com?

Go to [Customer service](#)

Fill in the fields Name and Email

Contact Customer Care

Have questions or concerns? We want to help!


Name

Email

Order# Optional

Subject ▾

Message




Contact Us

Customer Care

TOLL FREE: [\(888\) 445-2727](tel:8884452727)

MON - FRI, 5:00AM - 6:00PM PST
SAT - SUN, 6:00AM - 4:00PM PST

About Our Reports

 You'll be surprised by how much goes into building one of the 50 million reports we've delivered—so far. [Learn what it takes!](#)

Choose Opting out of the Intelius database in the Subject field.

In the field Message type the following: Please remove the following webpage from your website://link to the web-page with information about you// And also the following personally identifiable information about me from your website's database: First name: *your first name* Last name: *your last name* Middle name: *your middle name* Current address: *your current address* Age: *your age* DOB: *your DOB* Phone number: *your phone number* Thank you for respecting my privacy and honoring my choices regarding personally identifiable information.

Tick the CAPTCHA and press Contact Us

In order to complete your request you should fax a state issued ID card or driver's license (for security reasons you can cross out your photo and number). Please fax to 425-974-6194 and allow 7-14 days to process your request.

NOTE: no request will be processed without complete information (i.e., name, address and date of birth). Requests for opt out will not be processed over the phone or via email.

You also have to remove your information from [Intelius](#) because instant report data of BackgroundCheckGateway.com is powered by Intelius.

Opting out of backgroundfinder.com

Backgroundfinder.com is a background and people search company that provides background checks and searching by name, surname, age and location.

How to remove your information from backgroundfinder.com?

The website is not available now.

Opting out of backgroundreport360.com

FOR OFFICIAL USE ONLY

Backgroundreport360.com provides its customers with up to date full background check on the subject of their interest.

Please note that under the Fair Credit Reporting Act (“FCRA”), 15 U.S.C. § 1681 et seq., as amended, an individual may opt-out of having certain of their information included in Data if one of these conditions exists:

You are a state, local or federal law enforcement officer or public official and your position exposes you to a threat of death or serious bodily harm;

You are a victim of identity theft;

You are at risk of physical harm;

You have evidence the record is incorrect or expunged.

To opt-out, submit the following information:

Go to [opt-out form](#)

Print and fill out all the requested/mandatory information on the Data Removal Request Form.

Identify the specific location of Your Data on the website, you can write the URL of the page where you’ve found your records, identify one of the four conditions you enabling you to opt-out of having your personal Data removed, and describe why such personal Data that is publicly available is inaccurate and harmful.

Copy of your current driver’s license or state identification (this information is necessary in order to authenticate that the individual is making the request to whom the information belongs to). For security reasons you can cross out the photo and numbers on your ID document. They need just your first and last name, city and state.

All requests must include:

Full name and date of birth

Aliases, if any

Current address

Previous addresses

Phone

Email address

Write complete details of the records you are requesting to be removed.

Include a print out of the records you wish to have suppressed.

Copies of any applicable court orders, if any.

Fax this form along with a copy of your state issued ID and copies of any applicable court orders to fax number: 1-617-933-9946. You may also mail your request to Data Opt Out Department, P.O. Box 990043 Boston, MA 02199.

Allow up to 30 days for your request to be processed.

Opting out of bcint.com

Background check international is a background company that provides employment background check, verification of education, credit and court history and trace reports.

How to remove your information from background check international?

Unfortunately, there is no way to opt out of background check international.

Opting out of birth-records.com

Birth-records.com is a background and people search company-providing search by full name, city/state and full date of birth, criminal records and addresses history.

How to remove your information from birth-records.com?

<http://birth-records.com/index.php?xpath=privacy>

You can opt out of birth-records.com only if you are: 1. A state, local or federal law enforcement officer or public official and your position exposes you to a threat of death or serious bodily harm. 2. A victim of identity theft. 3. At risk of physical harm. 4. You have evidence the record is incorrect or expunged.

If you fall under one of above conditions, submit written explanation for the opt out request. Identify the specific location of your data on <http://birth-records.com>, and where your personal data is publicly available, identify one of the four conditions you enabling you to opt-out of having your personal data removed, and describe why such personal data that is publicly available is inaccurate and harmful.

You will need copy of your current driver's license or state identification.

All requests must include full name and date of birth; aliases, if any; current address; previous addresses; phone; email address.

Copies of any applicable court orders, if any.

Fax request to 1-888-446-1229 or mail them to: Opt Out Compliance Department, P.O. Box 990142, Boston, MA 02117

IMPORTANT NOTE: Unsigned or incomplete requests will not be processed.

Opting out of Blockshopper.com

Blockshopper.com is a real estate information website, which posts detailed information about residential and commercial properties. They usually include things like physical details, estimated value, and whether or not the property is for sale or lease, as well as the full names and tax information of the buyers and sellers.

How to remove your information from blockshopper.com?

FOR OFFICIAL USE ONLY

Blockshopper does not eliminate records from its website. It explains by the fact that such actions compromise the integrity of their data. However they do make exceptions to this rule, for certain government officials, law enforcement and public safety workers, individuals under court protection orders, or individuals with officially documented stalkers or other threats, for instance.

If you do fall into one of these categories, you can contact Blockshopper.com in the following ways:

Email Scarlett Simpson (scarlett@blockshopper.com) detailing the nature of your situation for consideration.

Fax your information/request to 314-786-0519. No cover sheet required.

Contact Blockshopper.com via U.S. Mail to their Chicago office at: 27 N. Wacker Drive, Suite 428 Chicago, IL 60606

If you are an employee or in law enforcement, some proof of employment is required, (emailing from your work email will suffice).

If you are under an order of protection or consider yourself under some other threat, please include some documentation (like a police report) in your email. If this is not possible, please explain why.

Expect to hear from Blockshopper.com team within 24-48 hours or sooner. They answer ALL emails on this subject promptly.

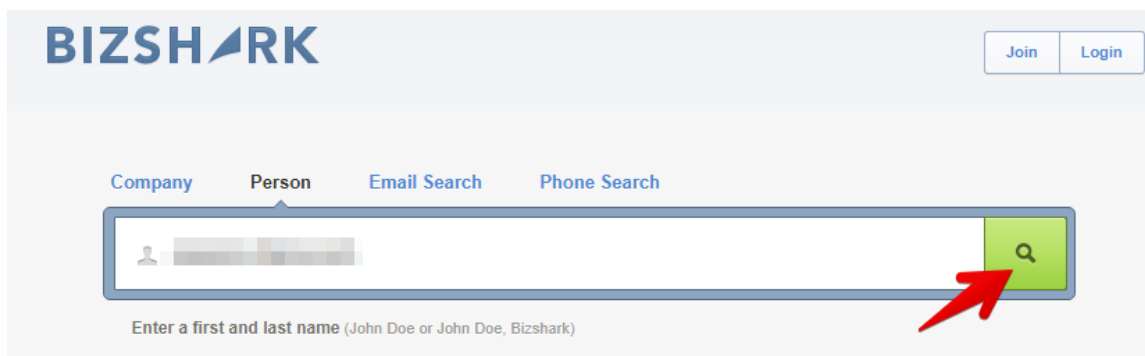
Opting out of Bizshark.com

Bizshark is a business contact database of more than 40 million business contacts and more than 14 million company listings. Bizshark specializes in organizing people and company-related information from a vast network of sources to provide business management, sales, and marketing professionals with actionable intelligence.

How to remove your information from bizshark.com?

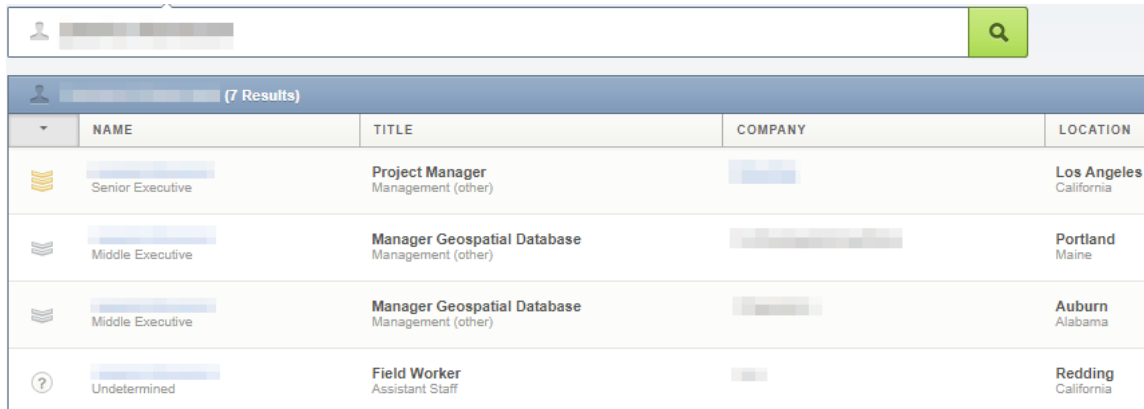
Visit <https://www.bizshark.com/>.

Enter your first and last names. Click on a "Search" button.



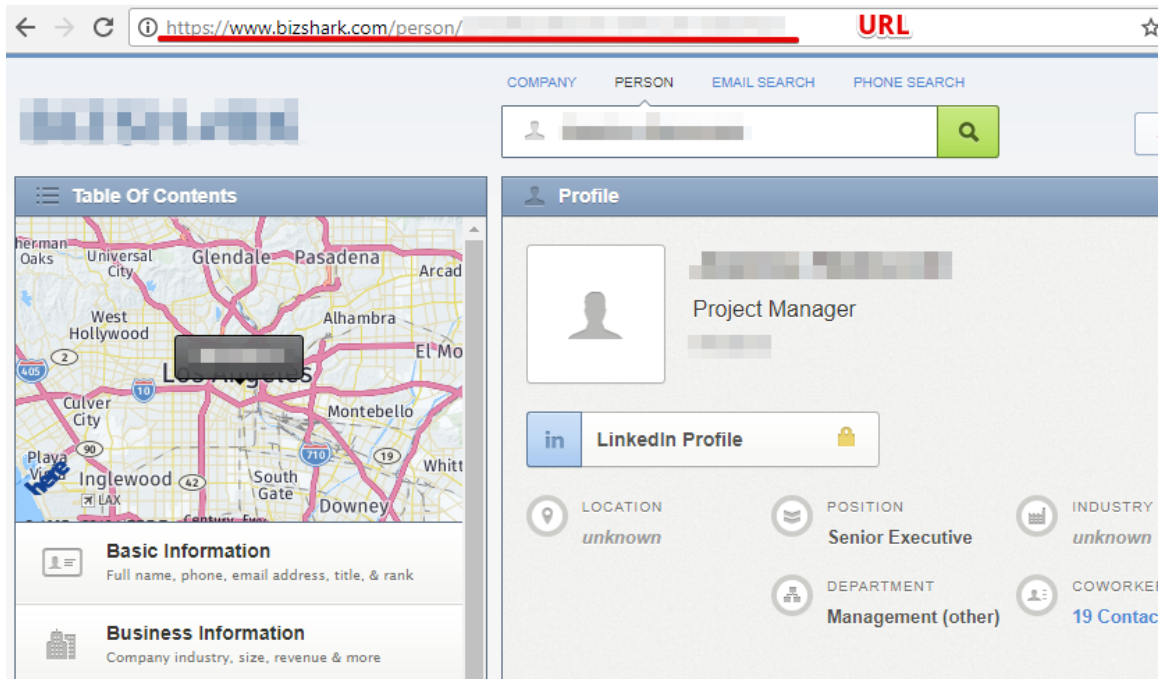
Find a record that belongs to you. Click on it.

FOR OFFICIAL USE ONLY



| | NAME | TITLE | COMPANY | LOCATION |
|--|------------------|--|---------|----------------------------------|
| | Senior Executive | Project Manager Management (other) | | Los Angeles California |
| | Middle Executive | Manager Geospatial Database Management (other) | | Portland Maine |
| | Middle Executive | Manager Geospatial Database Management (other) | | Auburn Alabama |
| | Undetermined | Field Worker Assistant Staff | | Redding California |

Copy the URL of your profile.



Browser address bar: <https://www.bizshark.com/person/> **URL**

Navigation: COMPANY PERSON EMAIL SEARCH PHONE SEARCH

Search bar: [Person icon] [Redacted] [Search icon]

Table Of Contents

- Map
- Basic Information**
Full name, phone, email address, title, & rank
- Business Information**
Company industry, size, revenue & more

Profile

[Redacted] **Project Manager**

LinkedIn Profile

LOCATION *unknown*

POSITION **Senior Executive**

INDUSTRY *unknown*


DEPARTMENT **Management (other)**

COWORKER **19 Contac**

Go to https://www.bizshark.com/opt_out/new. Paste the URL of your profile and solve reCAPTCHA. Press “Remove Profile” button.

To remove a listing from Bizshark, please enter the URL of the profile:

Profile url

I'm not a robot  reCAPTCHA
Privacy - Terms

Remove Profile



Please allow 24 hours for your request to be processed through the system.

Opting out of Backgroundcheck.run

Backgroundcheck.run is a database, which contains criminal and civil records. Professional records, business records, social media profiles and contact information are available free on most people in the country.

How to remove your information from Backgroundcheck.run?

Visit the [website](#).

Enter the first name and the last name. Choose the city and the state.

Personal Background Screening
Protect all the important people in your life.
Safer online dating, research new neighbors, investigate family friends – these are just a few of the reasons you need to run background checks.
Criminal background reports give you the peace of mind that comes from better knowledge about those around you.
Get the information you need to safeguard family, friends, children and parents from the risk of unknown threats.
If our report does not have the information you need, it's not in the public record!

FIND INFORMATION ON ANYONE

Search



Find a result that matches whom you are looking for the most. Once you find a match, click on the

More than 200 results found

John Smith - found 200+ in Los Angeles, CA

John Smith age: 47
Known as: Johnny Smith
Related to: Christina 41, Smith 65, Smith 39, John Smith 66, Smith 67, Hattie, Naomi 68
Has lived in: Los Angeles, CA, Downey, CA, Inglewood, CA, Hawthorne, CA, Rialto, CA, Windsor Hills, CA, Palmdale, CA

John F Smith age: 69
Known as: Smith - J J Smith - Smith J
Related to: John Smith 46, Smith 71, Smith 27, Jackson 41, James 93, Benard 55, Timothy 42
Has lived in: Tarzana, CA, Los Angeles, CA, Studio City, CA, Honolulu, HI, Sunriver, OR, Beverly Hills, CA, Sherman Oaks, CA, Bend, OR

John Smith age: 50
Known as: Smith - John H, Love
Related to: Smith 75, Josh Smith, Smith 47, Smith 53, Jennifer 35, Hunter 54, Carr 72
Has lived in: Los Angeles, CA, Long Beach, CA, Bellflower, CA, Downey, CA, Milwaukee, WI, Hawthorne, CA, Moreno Valley, CA, Fort Lauderdale, FL

profile.

Find "Control this profile" link and click it.



John Smith, 47
Los Angeles, CA

Known as: John Smith - Johnny Smith

Related to: Hills 68 - Johnny Smith 67 - Smith 65, Smith ~39 - Christina 41 - L Hill - Jefferson ~65, Kevin 55 - Oscar 54 - K Smith 22, Waite 43 - Olivia J 61 - Hills - Crystal M 22, Smith 53 - Hill 84 - Smith 42, Garcia 31 - Hill 66 - Smith - Moye, Gregg 48 - D Smith 41 - B Smith 20

Get Report

Control this profile

Share profile:   

Enter your name and email. Click "Submit" button.

I am **John L Smith**

Please remove this profile from the Backgroundcheck.run directory.

Please enter your name:

Email:



Check your email and click on confirmation link to complete the removal



BackgroundCheck.run <customer-service@backgroundcheck.run>

to me ▾

Hello John Smith,

Please confirm your information control request by clicking this link:

https://backgroundcheck.run/control/confirm_request?rid=43627&p=770606158



Your request is subject to approval by an administrator.
You will be notified by email when it has been reviewed. This may take up to 48 hours.
Thank you for your patience.

=====

Please contact us with any questions or concerns. We always appreciate your feedback.
<https://backgroundcheck.run/pg/contact>

Best regards
Support@BackgroundCheck.run

Your information control request is subject to approval by administrator. You will be notified by email. It may take up to 48 hours.

Opting out of Backgroundalert.com

Backgroundalert.com is a background check website, which exposes personal information, arrest records, address history, related persons, marriage/ divorce records, information about sex offenders, etc.

How to remove a profile from Backgroundalert.com

- 1) Go to [remove-my-info](#) page.

background alert

Remove Your Personal Information From Our Search Results

Start Here - Search yourself to find the listing you want to remove

| | | | |
|--------------------|-----------------------|---------------------|---------------------------------------|
| First Name Kate | Last Name Peterson | State California | <input type="button" value="Search"/> |
|--------------------|-----------------------|---------------------|---------------------------------------|

Advanced Search >

2) Search for someone to find the listing you want to remove.

3) Select the person that best matches the name, current age and location of the person you are looking

| | | | | |
|--|-----------|--|--|---|
| Kate Peterson <small>Aliases: K C Peterson</small> | 52 | EL CERRITO, CA RICHMOND, CA KENSINGTON, CA |  | <input type="button" value="That's me >"/> |
| Kate M Peterson | 28 | BREA, CA PALM HARBOR, FL HOLLYWOOD, FL |  | <input type="button" value="That's me >"/> |
| Kate M Peterson | | REDDING, CA |  | <input type="button" value="That's me >"/> |
| Kate C Peterson | 52 | EL CERRITO, CA |  | <input type="button" value="That's me >"/> |

for.

4) Enter your email address to receive a confirmation email from backgroundalert.com

Removing Listing for 'Kate M Peterson'

Enter Your Email Address

You must click on the confirmation link sent via email to complete your request

Email Address

NEXT »

5) You will need to confirm your identity. To do this, send a photo of your ID. For security reasons cross out your photo and numbers like in the example below.



Upload the image of the ID and click Next button

Step 3 of 3

Removing Listing for 'Kate M Peterson'

Confirm Your Identity

For your protection, we need to confirm that the personal information you want to remove belongs to you.

We require a valid and unexpired identification

Upload Image of ID

Fax copy of of ID

Mail Copy of ID

Upload Image:

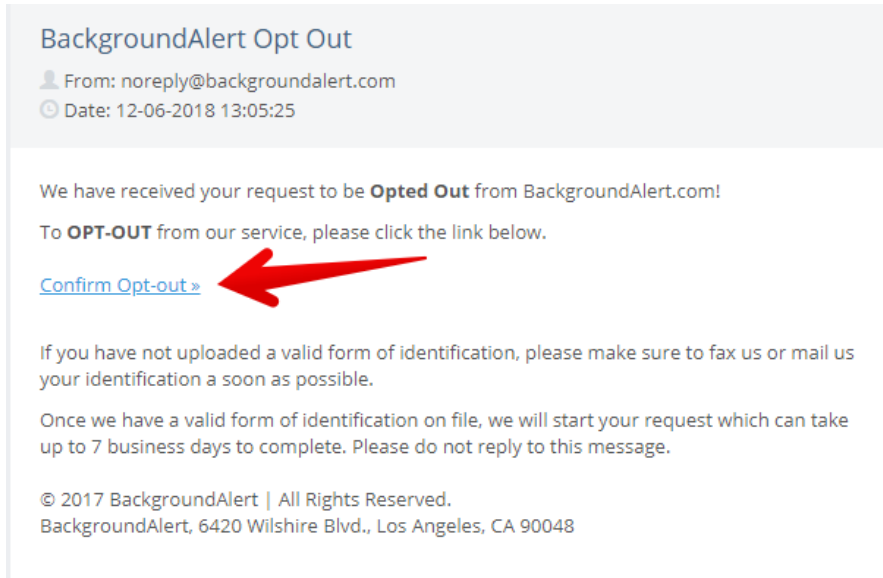
Choose File ...03.28.png

Valid file types: jpeg, jpg, bmp, png, gif, pdf (Max file size: 5MB)

NEXT »



6) Check your email box and find a notification from backgroundalert.com. Confirm opt-out.



The profile has been removed.

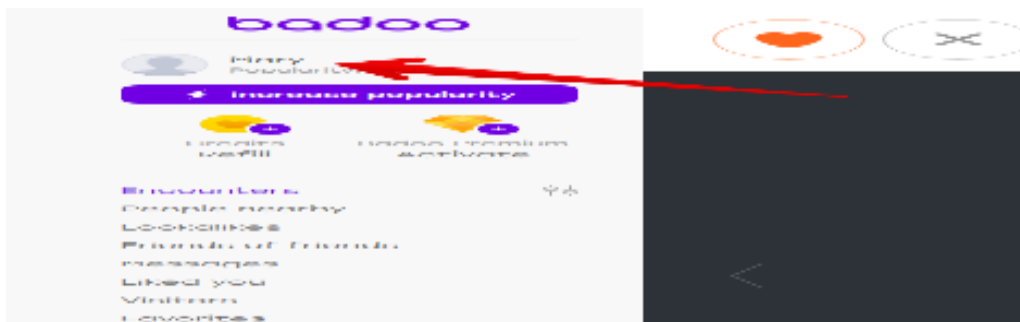
Removing your Badoo account

Badoo is a dating-focused social network, founded in 2006, with offices in London, Malta, Moscow and the United States.

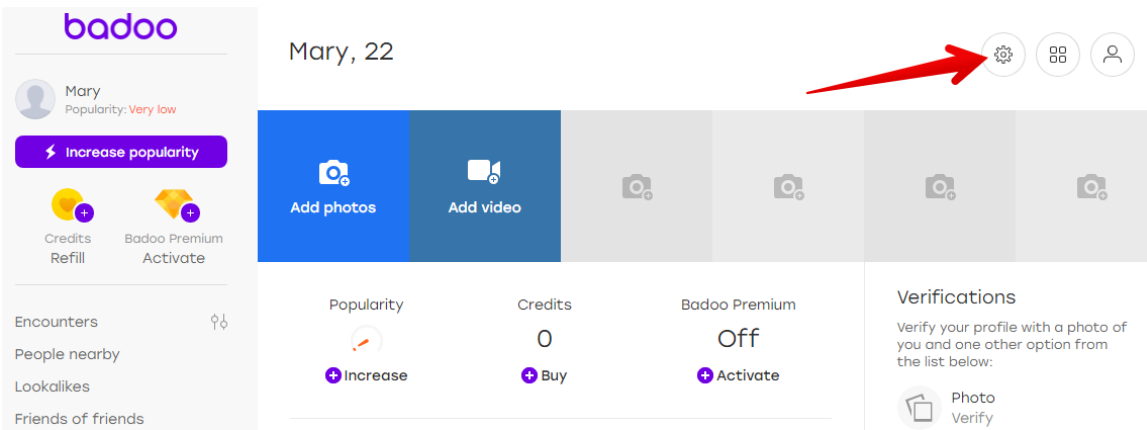
How to delete Badoo account?

Sign in to badoo.com.

Click your icon.



Find the sign of "Settings" and click it.



Scroll down the page and click “Delete account”.

Payment settings

Current balance You have 0 credits.

Badoo Premium package Not active

Payment method A valid payment method gives you the possibility to use all premium features with just one click. It's good to have one.

[Delete account](#)

Choose “Delete your account” option and click “Continue”.



Are you sure you want to delete your account?



This will disable your profile, which means you'll be missed by all those great new people nearby who join Badoo every day. If you'd rather just take a break or start over, you can:

- Get removed from Google search results, so no one can find you by name
- Only get shown to people you like or visit
- Hide your account, like you deleted it, but you can come back when you like
- Clear messages, profile visits, likes and favourites, permanently
- Switch notifications off
- Just sign out instead
- Delete your account

Stay on Badoo

Continue



Click "Delete your account" once again.

Can we change your mind
Mary?

Stay just three more days, and
we'll give you Badoo Premium so
you can see everything Badoo
offers. Deal?



[Delete your account](#)



Choose "Other" as a reason why you want to remove your Badoo.com account. Type "privacy concerns" in the empty box. Click "Continue".

We're sad you're leaving. Why
do you want to delete your
account?

- I don't want to pay for Badoo
- I found someone on Badoo
- I receive too many messages on Badoo
- I found someone elsewhere
- Badoo is just not what I expected
- I receive too many notifications
- I haven't found anyone interesting on Badoo
- Other

privacy concerns

Stay on Badoo

[Continue](#)



Type your current password to delete the account. Enter symbols. Click "Delete your account".

Please type your current password to delete account:

Current password

apaqajav = apaqajav

 [Try different symbols](#)

Stay on Badoo

[Delete your account](#)



Opting out of cellphoneregistry.com

CIS: cell phone registry is a huge database of landline, mobile and unlisted phone numbers.

How to remove your information from CIS: cell phone registry?

Please note that under the Fair Credit Reporting Act (“FCRA”), 15 U.S.C. § 1681 et seq., as amended, an individual may opt-out of having certain of their information included in Data if one of these conditions exists:

You are a state, local or federal law enforcement officer or public official and your position exposes you to a threat of death or serious bodily harm;

You are a victim of identity theft;

You are at risk of physical harm;

You have evidence the record is incorrect or expunged.

To opt-out, submit the following information:

- 1) A written explanation for the opt out request. Identify the specific location of Your Data on our Website, and where your personal Data is publicly available, identify one of the four conditions You enabling you to opt-out of having your personal Data removed, and describe why such personal Data that is publicly available is inaccurate and harmful. NOTE: Please submit ONE request per individual.
- 2) Copy of your current driver’s license or state identification (this information is necessary in order for us to authenticate that the individual is making the request to whom the information belongs to).

FOR OFFICIAL USE ONLY

All requests must include - Full name and date of birth - Aliases, if any - Current address - Previous addresses - Phone - Email address

3) Specific complete details of the records you are requesting to be removed

NOTE: Only your current and up to two previous address records will be removed.

4) Include a print out of the records you wish to have suppressed.

5) Copies of any applicable court orders, if any.

You may request to opt-out by submitting your information to the following fax number:
CISNATIONWIDE Opt Out Compliance Department Fax: 1-888-446-1229

Alternatively, mail them to:

Opt Out Compliance Department P.O. Box 990142 Boston, MA 02199

Opting out of ciadata.com

CIA data is a background check company providing plenty types of checks (comprehensive, employee, nanny, criminal, asset property).

How to remove your information from CIA data?

* Unfortunately, you cannot remove your information from CIA data. CIA data claims as a reason that their company does not maintain the databases used in searches. Rather, they access separately maintained third party databases to collect information for the reports they provide.

Opting out of cisionationwide.com

CIS nationwide is a background company providing vital and court records search, people and company search.

How to remove your information from CIS nationwide?

Under the Fair Credit Reporting Act ("FCRA"), 15 U.S.C. § 1681 et seq., as amended, an individual may opt-out of having certain of their information included in Data if one of these conditions exists:

You are a state, local or federal law enforcement officer or public official and your position exposes you to a threat of death or serious bodily harm;

You are a victim of identity theft;

You are at risk of physical harm;

You have evidence the record is incorrect or expunged.

To opt-out, submit the following information:

1) A written explanation for the opt out request. Identify the specific location of Your Data on our Website, and where your personal Data is publicly available, identify one of the four conditions You enabling you to opt-out of having your personal Data removed, and describe why such personal Data that is publicly available is inaccurate and harmful. NOTE: Please submit ONE request per individual.

2) Copy of your current driver's license or state identification (this information is necessary in order for us to authenticate that the request is being made by the individual to whom the information belongs to).

All requests must include:

Full name and date of birth

Aliases, if any

Current address

Previous addresses

Phone

Email address

3) Specific complete details of the records you are requesting to be removed

NOTE: Only your current and up to two previous address records will be removed.

4) Include a print out of the records you wish to have suppressed.

5) Copies of any applicable court orders, if any.

You may request to opt-out by submitting your information to the following fax number:

CISNATIONWIDE Opt Out Compliance Department Fax: 1-888-446-1229

Alternatively, mail them to:

Opt Out Compliance Department P.O. Box 990142 Boston, MA 02199

Opting out of City-Data.com

By collecting and analyzing data from numerous sources, City-Data.com is able to create detailed, informative profiles of all cities in the United States. From crime rates to weather patterns, you can find the data you are looking for on City-Data.com.

How to remove your information from City-Data.com?

You can disassociate your name from street-level address using the form linked to from the bottom of assessment info pages. 1. Find your listing 2. Press blue link "Request disassociating your name from street-level assessment address" 3. Fill out the form.

FOR OFFICIAL USE ONLY

First name:

Last name:

Valid e-mail:

State:

County:


City (as listed on city-data.com page):

Reason for this request (won't be publicly displayed):

Address (URL). [Where to find URL](#)

(one request per single link):

Police and law enforcement officers, judges, prosecutors, corrections officials, or other elected or appointed officials, for whom the law provides the ability to hide their information from public view should use this checkbox and enter extra data

Image verification (write text from image):  [Reload](#)

Fill out confirmation form.

Request to disassociate name from street-level assessment address

Form confirmation.

First name:

Last name:

Valid e-mail:

State:

County:

City (as listed on city-data.com page):

Reason for this request (won't be publicly displayed):

Address of the page on city-data.com where your information is currently displayed:

Law enforcement etc.:

Your position at work:

Phone for verification:

Your recorded IP address:

Confirm above data by:

E-mail (*):

Street address (*):

Zip code (*):

Initials (*):

Once you complete the form, City-Data.com will validate your email address by sending you a confirmation link on which you must click.

After that, City-Data.com team will process your request if it fulfills City-Data.com requirements.

Please note that search engines, such as Google, do not update immediately. It might take a significant amount of time for them to update their search results or remove your information from their cache. City-Data.com cannot control this process.

Please note that property address and its related information will still be displayed on City-Data.com assessment pages as it was previously.

Opting out of civilrecords.org

CIS: civil records are an online information provide, network of multiple data sources. The company-providing search by full name, initials, approximate age and location.

How to remove your information from CIS: civil records?

As a courtesy, you may opt-out of having your information appear in search results on this website. When you submit your written request to the Data Management Department as explained below, they will remove your identifying information such as your name, address, and phone number from our databases. Please print and complete the Data Removal Request form available at [opt-out form](#).

Be sure to include any of the following reasons for your request:

State, local or federal law enforcement officer or public official and your position exposes you to a threat of death or serious bodily harm.

Victim of identity theft.

At risk of physical harm.

You have evidence the record is incorrect or expunged.

To help civilrecords.org to locate the information you wish to be removed/withheld, you may provide them with the URL link of the page with your data.

Please fax or mail your Data Removal Request along with your proof of ID and copies of any applicable court orders to:

Fax: (617) 507-0410 (This fax number is for data opt-out requests ONLY. The Opt Out Compliance Department does not manage any customer related issues)

Opt Out Compliance Dept. PO Box 130369 Boston, MA 02113

Please allow upwards of 30 days for us to fully process your Data Removal Request.

Please note: They currently do not process Data Removal Requests by email or over the phone. We may not be able to process incomplete requests, which are missing proof of identification and/or vital information such as name, address and date of birth.

Opting out of Corporationwiki.com

Corporationwiki.com is a company providing people search by name and surname as well as company search.

How to remove your information from corporationwiki.com?

Go to <https://www.corporationwiki.com/>. Type your first and last names. Click on Search.



A screenshot of a search bar on the Corporationwiki.com website. The search bar is a white rectangular box with a blue border. Inside the box, the text "John Smith" is entered. To the right of the text is a black square button with a white magnifying glass icon. A red arrow points from the right side of the search bar towards the magnifying glass icon.

FOR OFFICIAL USE ONLY

Find your record and click on it. Copy the URL of the profile. It is located in the upper left corner.

The screenshot shows a web browser address bar with the URL [https://www.corporationwiki.com/p/\[redacted\]/john-smith](https://www.corporationwiki.com/p/[redacted]/john-smith). A red arrow points to the end of the URL, which is labeled "URL". Below the browser is a dark navigation bar with a hamburger menu icon on the left and a blurred logo on the right. The main content area has a breadcrumb trail: Home > U.S. > Nevada > Carson City. Below this is a profile card for "JOHN SMITH" with a person icon. A green "Active" badge is next to the text "Carson City, NV — Mmember for [redacted] 1, LLC". To the right of the name is a promotional banner: "What's your company worth? Find out now at Valuations.com". At the bottom of the profile card is a horizontal menu with five items: "Overview" (with a grid icon), "7 Companies", "2 Connections", "2 Locations", and "Contribute" (with a pencil icon).

Visit <https://www.corporationwiki.com/profiles/public>. Paste the URL of your corporationwiki profile; enter your first and last names and your email address. Click on "I agree to the terms. Submit the request".

Opt-out Request

We allow people, but not companies, to be removed from public view in accordance with the terms of our opt-out policy. To remove your name from public view:

1. Visit the page on corporationwiki that you wish removed from public view.
2. Copy the URL from that page into the box below.

A valid URL starts with "https://www.corporationwiki.com/" and can be found in the address bar of your browser. Be sure you are on your personal profile page, not a company profile page. A personal profile URL will generally have the name of the person in the actual URL.

3. Enter your email address and name in the authorization section below.
4. Click on the button at the bottom of this page stating that you agree to the terms.
5. Check your email for a verification link and click on it. The verification email should arrive almost immediately. If you cannot find the message, check your spam folder. If you continue to be unable to find the message, add the domain corporationwiki.com to your spam whitelist and submit your opt-out request again.

https://www.corporationwiki.com/p/[redacted]/john-smith

Authorization

You will receive an email notification upon submitting this form. You MUST verify your request by clicking the verification link in the email. The contact information entered below will never be sold, rented, leased, or used for marketing purposes of any kind.

By entering your Electronic Signature below, you are agreeing to our [Terms of Use](#) and you are affirming that you are the person listed on the URL entered above, or that you are legally authorized by the person to make this request on their behalf.

Your IP address: [redacted]

I agree to the terms. Submit request.

Check your email box. You will receive a confirmation letter from corporationwiki.com. Follow the link to confirm your opt-out request.

CorporationWiki <no-reply@corporationwiki.com>
to me

7:23 PM (0 minutes ago) ☆

Please follow the link to confirm your opt-out request for the profile John Smith:

[Confirm edit for John Smith](#)

Important: The record may be manually reviewed and may take several weeks to process. Please note that requests for company profile opt-outs will not be processed or responded to if they are found to be company records, as opposed to a person erroneously classified as a company. You will not be notified when the process is complete so continue to monitor the profile to determine if the request was granted.

You records have been removed from corporationwiki.com

Opt-out complete

The record has been removed from public view per our opt-out policy

[Opting out of Courtclick.com](#)

Courtclick.com is a website providing court records, arrests and warrants search.

How to remove your information from courtclick.com?

You can ask to change or correct information writing a ticket on <https://www.courtclick.com/support/>.

Information will be removed only if court or government resolution will require.

Opting out of Courtrecords.org

CourtRecords.org is a background company providing next data: criminal records: felonies, misdemeanors, sex offenses and arrests, bankruptcy, lien and civil judgment records, inmate records, criminal and civil court records.

How to remove your information from CourtRecords.org?

Visit courtrecords.org

Enter the first name, the last name and select the state. Click "Search" button.



Find a result that matches whom you are looking for the most. Once you find a match, copy the number

JOHN [REDACTED] SMITH 

| | |
|----------------------|----------------------------|
| Record ID: | 850 [REDACTED] |
| ID Case Number: | 0703 [REDACTED] |
| Last Name: | SMITH |
| First Name: | JOHN |
| Middle Name: | [REDACTED] |
| DOB: | 16/03/19 [REDACTED] |
| Offense Description: | FAILURE TO MAINTAIN LANE |
| Arresting Agency: | CHATHAM-SAVANNAH NARCOTICS |
| Source State: | GA |

 **BUY FULL REPORT**

of Record ID.

Go to [opt-out page](#).

Fill out data removal request form. Click “Submit” button.

Courtrecords.org will process your Data Removal Request within 2 to 15 business days. Once they have processed your Data Removal Request, the information you have provided will no longer appear on the website.

Opting out of courtregistry.org

How to remove your information from courtregistry.org?

Please note that under the Fair Credit Reporting Act (“FCRA”), 15 U.S.C. § 1681 et seq., as amended, an individual may opt-out of having certain of their information included in Data if one of these conditions exists:

You are a state, local or federal law enforcement officer or public official and your position exposes you to a threat of death or serious bodily harm;

You are a victim of identity theft;

You are at risk of physical harm;

You have evidence the record is incorrect or expunged.

To opt-out; fill out the [opt-out form](#). Submit the following information:

1) A written explanation for the opt out request. Identify the specific location of Your Data on our Website, and where your personal Data is publicly available, identify one of the four conditions You enabling you to opt-out of having your personal Data removed, and describe why such personal Data that is publicly available is inaccurate and harmful.

2) Copy of your current driver’s license or state identification (this information is necessary in order for us to authenticate that the individual is making the request to whom the information belongs to)

All requests must include:

Full name and date of birth

Aliases, if any

Current address

Previous addresses

Phone

Email address

3) Specific complete details of the records you are requesting to be removed

4) Include a print out of the records you wish to have suppressed.

5) Copies of any applicable court orders, if any.

You may request to opt-out by submitting your information to the following fax number:

Opt Out Compliance Department Fax: 1-888-446-1229

Alternatively, mail them to: *Opt Out Compliance Department, P.O. Box 990142, Boston, MA 02117*

Opting out of criminal-records.org

CIS: criminal records providing complete criminal checks, which includes arrest records, police files, felonies, misdemeanors, sex offenses, convictions, incarcerations, criminal driving violations and other court documents.

How to remove your information from CIS: criminal records?

Please fill out the [opt-out form](#).

You can opt out of CIS: criminal records only if you are:

State, local or federal law enforcement officer or public official and your position exposes you to a threat of death or serious bodily harm.

Victim of identity theft.

At risk of physical harm.

You have evidence the record is incorrect or expunged.

Submit the following information:

1) A written explanation for the opt out request. Identify the specific location of Your Data on our Website, and where your personal Data is publicly available, identify one of the four conditions You enabling you to opt-out of having your personal Data removed, and describe why such personal Data that is publicly available is inaccurate and harmful.

2) Copy of your current driver's license or state identification (this information is necessary in order for us to authenticate that the individual is making the request to whom the information belongs to)

All requests must include:

Full name and date of birth

Aliases, if any

Current address

Previous addresses

Phone

Email address

3) Specific complete details of the records you are requesting to be removed

4) Include a print out of the records you wish to have suppressed.

5) Copies of any applicable court orders, if any.

You may request to opt-out by submitting your information to the following fax number:

Opt Out Compliance Department Fax: 1-888-446-1229

Alternatively, mail them to: *Opt Out Compliance Department, P.O. Box 990142, Boston, MA, 02117*

Opting out of criminalregistry.org

CIS: criminal registry providing complete criminal checks, which includes arrest records, police files, felonies, misdemeanors, sex offenses, convictions, incarcerations, criminal driving violations and other court documents.

How to remove your information from CIS: criminal registry?

You can opt out of CIS: criminal registry only if you are:

State, local or federal law enforcement officer or public official and your position exposes you to a threat of death or serious bodily harm.

Victim of identity theft.

At risk of physical harm.

You have evidence the record is incorrect or expunged.

If you fall under one of above conditions, submit written explanation for the opt out request. Identify the specific location of your data on <http://criminalregistry.org>, and where your personal data is publicly available, identify one of the four conditions you enabling you to opt-out of having your personal data removed, and describe why such personal data that is publicly available is inaccurate and harmful.

You will need copy of your current driver's license or state identification.

All requests must include: full name and date of birth; aliases, if any; current address; previous addresses; phone; email address.

Fax request to 1-888-446-1229 or mail them to Opt Out Compliance Department P.O. Box 990142 Boston, MA 02199.

Opting out of Criminallyscreen.com

Criminallyscreen.com is a company providing background and criminal records checks by full name and date of birth.

How to remove your information from criminallyscreen.com?

Unfortunately, criminallyscreen.com offers no opt-out way. View [privacy policy](#).

Opting out of criminalwatchdog.com

Criminalwatchdog.com is a company providing full criminal background check.

How to remove your information from criminalwatchdog.com?

Unfortunately, criminalwatchdog.com offers no opt-out option as of September 2019.

Opting out of Criminalpages.com

Criminalpages.com is a company providing criminal records search.

How to remove your information from criminalpages.com?

As a courtesy, you may opt-out of having your information appear in search results on this website. When you submit your written request to the Data Management Department as explained below, criminalpages.com will remove your identifying information such as your name, address, and phone number from the databases. Remember, this process does not remove your information from available public records; it only removes it from this website.

It is vital that the website can confirm your identity so they may locate and remove the correct information from their databases. They require that all data removal request forms are accompanied by official proof of identity, such as a state issued ID or a driver's license. This will ensure that they have fully matched the information you would like removed with the information stored on their databases. Please be sure to obscure or redact your photo and ID/driver's license number prior to sending them the copy of one of these documents.

Please print and complete the Data Removal Request form available at [opt_out_form.pdf](#). Be sure to include any of the following reasons for your request:

You are a state, local or federal law enforcement officer or public official and your position exposes you to a threat of death or serious bodily harm.

You are a victim of identity theft.

You are at risk of physical harm.

You have evidence the record is incorrect or expunged.

To help to locate the information you wish to be removed/withheld, you may provide criminalpages.com with the location of the data in question in a form of website/URL link.

Please fax or mail your Data Removal Request along with your proof of ID and copies of any applicable court orders to:

Fax: (617) 507-0410 (This fax number is for data opt-out requests ONLY. The Opt Out Compliance Department does not manage any customer related issues)

Opt Out Compliance Dept.

PO Box 130369

Boston, MA 02113

Please allow upwards of 30 days for to fully process your Data Removal Request.

Please note: criminalpages.com currently do not process Data Removal Requests by email or over the phone. They may not be able to process incomplete requests, which are missing proof of identification and/or vital information such as name, address and date of birth.

Opting out of ciddb.com

ciddb.com is a free directory service with residential, business, and government white and yellow page listings, accessible via reverse phone number look-up.

How to remove your information from ciddb.com?

Ciddb.com does not provide any removal option. Here is what they posted on their website.

Contact Us

We would love to hear from you regarding our service, and we would be glad to assist you with any problems or concerns you might have with our website. Use one of the methods below to get in touch with us.

NOTE: We are unable to delete/hide/change/modify/etc your Caller ID data. We simply display what is on record with the telephone company. To remove/change/etc, dial 0 and consult your operator. We can't do it, don't ask!

Postal Mail

XTC Limited Company
PO Box 21
Doniphan, MO 63935
USA

Telephone

(573) 830-4037

Fax

(314) 735-4544

Email

Take note: We **CAN NEVER** delete/hide/change/modify/etc your Caller ID data. Even if you e-mail us and ask us really nicely, there is **NOTHING** we can do. Further, if you ignore this warning (which is on this page twice) and e-mail us anyway asking to delete/hide/change/modify/etc your Caller ID data we are just going to ignore you. Do you understand?

Opting out of CheckPeople.com

CheckPeople.com is a background check website with a large database. CheckPeople.com puts public records into one comprehensive report that includes public record information such as full names and addresses, relatives, marriage and divorce records, criminal records, and if a person is on a sexual offender database.

How to remove your information from checkpeople.com?

Go to checkpeople.com [opt-out form](#).

Fill out the opt-out form. Enter your first and last name, city, and state. Click "Search" button.

OPT-OUT REQUESTS

As a courtesy, we provide the opportunity for individuals to opt-out of the CheckPeople.com people search results. You must use the form below and have a valid, working, email address to process your request.


Search

First name
John

Last name
Smith





City
Los Angeles

State
California

Search 

OPT-OUT REQUESTS

Please select the listing below you'd wish to be removed. If you do not see what you are looking for please refine your search and try again.

| Name | Age | Cities | Relatives | Verified | |
|--|-----|---|--|---|----------------|
| John Smith Also seen as: John S. Junior | 95 | Los Angeles, CA | Leroy S. Smith John M. Smith Ruth M. Smith |  | OPT-OUT |
| John Smith | 88 | Los Angeles, CA Denver, CO Bellflower, CA | Smith |  | OPT-OUT |
| John Smith Also seen as: John P. Smith | 87 | Los Angeles, CA Sun Valley, CA | |  | OPT-OUT |
| John Smith | 96 | Blythe, CA Los Angeles, CA | Smith Evelyn Smith Jack M. Smith Smith Smith more |  | OPT-OUT |

Select the listing you want to remove. Once you find the right one, click "Opt Out" button.

Enter your email address. Click "Send confirmation email". We recommend using temporary email services. It is more secure than providing your own email address.

OPT-OUT REQUESTS

Please complete the form below. You will receive a confirmation email to complete your request.

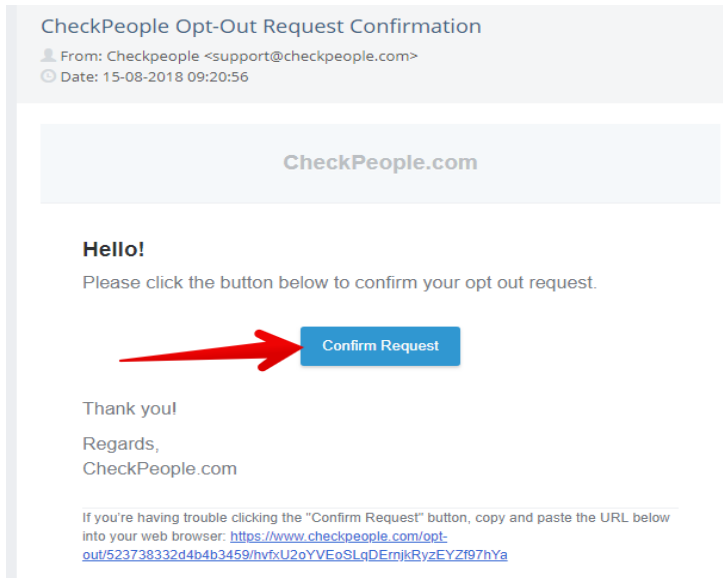
| Name | Age | Cities | Relatives | Verified | |
|-------------------|-----|---|-----------|---|-------------------|
| John Smith | 88 | Los Angeles, CA Denver, CO Bellflower, CA | E. Smith |  | SELECTED ✓ |

Requestor's Email Address

Email Address

morir@travala10.com

SEND CONFIRMATION EMAIL



Check your email and click “Confirm request” button to complete the removal.

Enter your first name, last name. Choose “Myself” or “Someone else” so that checkpeople.com can understand who are you trying to remove from their directories. After that, click “Complete request”

link.

The opt-out request is completed.

Opting out of CriminalSearches.com

Criminal Record searches include arrest records, felonies, misdemeanors, sex offender records, wants, warrants and traffic records, including those crimes under the Patriot Act. In aggregate, CriminalSearches.com searches against hundreds of millions of filings and records, including historical and multi-jurisdiction to give access to criminal records data.

How to remove records from CriminalSearches.com?

Go to [opt-out page](#).

Manage Your Public Records.
Enter Your Information Below

Find Choose Opt Out

John Smith
Los Angeles California

Find My Listing

Search for someone to find the listing you want to remove. Click “Find my listing”.

Select the person that best matches the name, current age and location of the person you are looking

Criminal Searches / Opt Out / John Smith, Los angeles

Found 100 matches for **John Smith in Los Angeles**

Find Your Listing Choose Your Listing Opt Out Your Listing

| Person | Age | Known Locations | Possible Relatives |
|--------------|-----|--|-----------------------------------|
| John Smith | 44 | Louisville, KY, Georgetown, IN, Shepherdsville, KY, Lexington, KY | More... That's Me |
| John C Smith | 74 | Mesa, AZ, Gold Canyon, AZ, Apache Junction, AZ, Maricopa, AZ, Pinedale, AZ | More... That's Me |

for.


Choose how your public information will be displayed on CriminalSearches.com.

Manage Your Public Records

Find Your Listing Choose Your Listing Opt Out Your Listing

Set Your Privacy Preferences

Choose how your public information will be displayed on CriminalSearches.com

I'm not a robot  reCAPTCHA Privacy - Terms

[Keep Showing My Info](#) [Opt Out My Info](#)

Your opt-out request is confirmed.

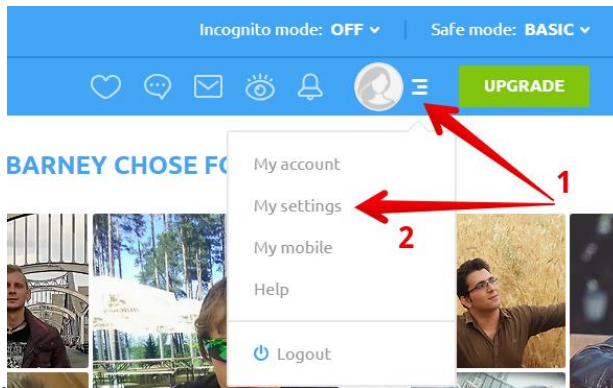
Removing your Cupid.com account

Cupid.com is one of the oldest online dating websites targeted at the United States, UK, Australia, and Canada markets.

How to delete Cupid.com account?

Sign in to [cupid.com](https://www.cupid.com).

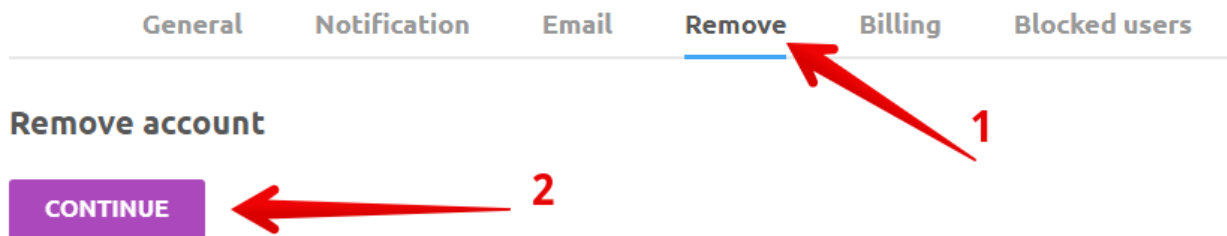
Click the sign near your icon.



Click "My settings"

In account settings choose "Remove" section and click "Continue".

Account settings




Enter your password. Click “Continue”.

Remove account

Stage 1. Secure access to profile management page

Here you can cancel your repeat billing or remove your profile from the system completely. To proceed, enter your password below.

Your password: 

Forgot your password? [Remind](#)

Choose the option that meets your wishes the best. Click “Continue”.

Choose the option that meets your wishes best:

- Take me off the mailing list
- Hide my profile
- Both hide my profile and take me off the mailing list
- Remove my profile, contacts and personal information completely




You will not be able to use the additional features after the subscription expires, but browsing profiles will still be available.

Choose the option that best describes your reason for leaving. Click "Continue".

Stage 3. Why do you want to remove your profile?

We aim to provide the best possible service for our members. Please help us by choosing the option below that best describes your reason for leaving.

- I have found someone
- Too many people contacting me for reasons other than dating
- I am not getting enough responses
- Nobody contacts me
- I didn't find anyone in my area
- I cannot afford the prices
- Other




Click "Remove your account".

Remove account

Mary, just one last thing!

Seems like you've already made your decision, but how about staying for just one more day?

We'll give you a [FREE 1-day trial membership](#), so you can try all the benefits we can offer you.



You have requested that cupid.com remove your account. Please allow a few minutes for this change to take effect.

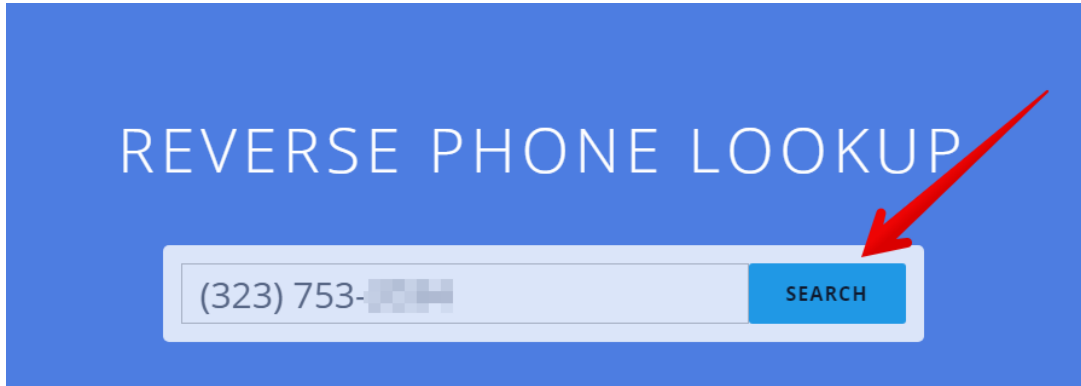
Opting out of check-caller.net

Reverse phone lookup finds the caller. It shows the name, address, whether a landline or cell phone was used, location, phone carrier, and other information about the number.

How to remove information from check-caller.net?


Go to [the website](#).

Scroll down the main page and enter your number in a search bar. Click "Search" button.



When your phone number is verified and the profile is found, scroll down the page and click "Remove" button.

WHITE & YELLOW PAGES 3237532034

| Name | Address | White or Yellow Pages? |
|----------------------|----------------|---|
| 323753 JOHN SMITH | LOS ANGELES CA |  Download vCard Remove |

A red arrow points from the "Remove" button in the table to the right.

Fill out the removal form. Enter your full name, phone number and specify the reason for removal.

Remove

Name*:

John Smith

Phone Number*:

323753

Reason for Remove*:

Please remove my records as soon as possible. This is a matter of security. Thank you.

send

A red arrow points from the right towards the "send" button.

The request will be processed within the next few hours.

Opting out of datadetective.com

As a courtesy, you may opt-out of having your information appear in search results on this website. When you submit your written request to the Data Management Department as explained below, datadetective.com will remove your identifying information such as your name, address, and phone number from the databases. Remember, this process does not remove your information from available public records; it only removes it from this website.

FOR OFFICIAL USE ONLY

It is vital that the website can confirm your identity so they may locate and remove the correct information from their databases. They require that all data removal request forms are accompanied by official proof of identity, such as a state issued ID or a driver's license. This will ensure that they have fully matched the information you would like removed with the information stored on their databases. Please be sure to obscure or redact your photo and ID/driver's license number prior to sending them the copy of one of these documents.

Please print and complete the Data Removal Request form available at [opt_out_form.pdf](#)

Be sure to include any of the following reasons for your request:

You are a state, local or federal law enforcement officer or public official and your position exposes you to a threat of death or serious bodily harm.

You are a victim of identity theft.

You are at risk of physical harm.

You have evidence the record is incorrect or expunged.

To help to locate the information you wish to be removed/withheld, you may provide [datadetective.com](#) with the location of the data in question in a form of website/URL link.

Please fax or mail your Data Removal Request along with your proof of ID and copies of any applicable court orders to:

Fax: (617) 507-0410 (This fax number is for data opt-out requests ONLY. The Opt Out Compliance Department does not manage any customer related issues)

*Opt Out Compliance Dept. **

**PO Box 130369 **

**Boston, MA 02113*

Please allow upwards of 30 days for to fully process your Data Removal Request.

Please note: [datadetective.com](#) currently do not process Data Removal Requests by email or over the phone. We may not be able to process incomplete requests, which are missing proof of identification and/or vital information such as name, address and date of birth.

Opting out of datagemba.com

Data Gemba is a new generation search engine having a Huge database of Companies, Businesses, Schools, Colleges, Universities, Coaching Centers and their respective concern person(s) details of all over the world including India, UK, Australia etc.

How to remove your information from DataGemba.com?

Go to: <http://www.datagemba.com/pages/contact>

Fill out the form with your Full Name, Email, Message.

Contact US

Note: Please use this form only if you want to update or remove listed companies/schools/bank details on this portal. It'll take 24-48 hours to remove or update the information as we have many request please be patience.

Name*
Enter Your Name

Email ID*
Enter Your Email Id

Message*

Submit **Reset**

Note: You can also mail your query on datagemba@gmail.com

Press "Submit"

OR mail your query to datagemba@gmail.com

It will take 24-48 hours to remove or update the information.

Opting out of Deathrecords.org

Deathrecords.org is a vital records company-providing search by full name, date, location and reasons of death.

How to remove your information from Deathrecords.org?

As a courtesy, you may opt-out of having your information appear in search results on this website. When you submit your written request to the Data Management Department as explained below, deathrecords.org will remove your identifying information such as your name, address, and phone number from the databases. Remember, this process does not remove your information from available public records; it only removes it from this website.

It is vital that the website can confirm your identity so they may locate and remove the correct information from their databases. They require that all data removal request forms are accompanied by official proof of identity, such as a state issued ID or a driver's license. This will ensure that they have fully matched the information you would like removed with the information stored on their databases. Please be sure to obscure or redact your photo and ID/driver's license number prior to sending them the copy of one of these documents.

Please print and complete the Data Removal Request form available at [opt_out_form.pdf](#)

Be sure to include any of the following reasons for your request:

You are a state, local or federal law enforcement officer or public official and your position exposes you to a threat of death or serious bodily harm.

You are a victim of identity theft.

You are at risk of physical harm.

You have evidence the record is incorrect or expunged.

To help to locate the information you wish to be removed/withheld, you may provide deathrecords.org with the location of the data in question in a form of website/URL link.

Please fax or mail your Data Removal Request along with your proof of ID and copies of any applicable court orders to:

Fax: 1-888-446-1229 (This fax number is for data opt-out requests ONLY. The Opt Out Compliance Department does not manage any customer related issues)

Opt Out Compliance Department

P.O. Box 990142

Boston, MA 02117

Please allow upwards of 30 days for to fully process your Data Removal Request.

Please note: deathrecords.org currently do not process Data Removal Requests by email or over the phone. They may not be able to process incomplete requests, which are missing proof of identification and/or vital information such as name, address and date

Opting out of Detectiveunlimited.com

Detectiveunlimited.com is a company collecting public records and providing background checks by full name and location.

How to remove your information from detectiveunlimited.com?

Detectiveunlimited.com belongs to peoplesmart.com. As soon as you remove your data from this website, it will be automatically deleted from detectiveunlimited.com. Get peoplesmart.com opt-out instructions [here](#).

Opting out of Dexknows.com

Dexknows.com is a direct marketing company providing information from white and yellow pages, and collecting email addresses.

How to remove your information from dexknows.com?

Go to <http://green.dexknows.com/DexGreen/selectDexAction.do>

Enter your zip code and then fill in the form.

Else, call to 1-877-243-8339 and ask to remove your personal information.

Opting out of Divorcerecords.org

Divorcerecords.org is an online records information provider, lets you utilize a network of multiple data sources to help you find Divorce Records.

How to remove your information from Divorcerecords.org?

<http://www.divorcerecords.org/index.php?xpath=privacy>

As a courtesy, you may opt-out of having your information appear in search results on this website. When you submit your written request to the Data Management Department as explained below, divorcerecords.org will remove your identifying information such as your name, address, and phone number from the databases. Remember, this process does not remove your information from available public records; it only removes it from this website.

It is vital that the website can confirm your identity so they may locate and remove the correct information from their databases. They require that all data removal request forms are accompanied by official proof of identity, such as a state issued ID or a driver's license. This will ensure that they have fully matched the information you would like removed with the information stored on their databases. Please be sure to obscure or redact your photo and ID/driver's license number prior to sending them the copy of one of these documents.

Please print and complete the Data Removal Request form available at [opt_out_form.pdf](#)

Be sure to include any of the following reasons for your request:

You are a state, local or federal law enforcement officer or public official and your position exposes you to a threat of death or serious bodily harm.

You are a victim of identity theft.

You are at risk of physical harm.

You have evidence the record is incorrect or expunged.

To help to locate the information you wish to be removed/withheld, you may provide divorcerecords.org with the location of the data in question in a form of website/URL link.

Please fax or mail your Data Removal Request along with your proof of ID and copies of any applicable court orders to:

Fax: 1-888-446-1229 (This fax number is for data opt-out requests ONLY. The Opt Out Compliance Department does not manage any customer related issues)

Opt Out Compliance Department

P.O. Box 990142

Boston, MA 02117

Please allow upwards of 30 days for to fully process your Data Removal Request.

Please note: divorcerecords.org currently do not process Data Removal Requests by email or over the phone. They may not be able to process incomplete requests, which are missing proof of identification and/or vital information such as name, address and date of birth.

Opting out of Dobsearch.com

Dobsearch.com is a people and reverse phone search company, also providing business lookup and vital records.

How to remove your information from dobsearch.com?

First, you must identify the records that are yours by running a [People Finder Name Search](#)

Mark the results that belong to you, scroll down and click on the "Manage My Listings" link that appears below and to the right of the search results (see screenshot below). Follow the instructions provided.

| <input type="checkbox"/> | 19. | JOHN Q PUBLIC SEE DETAILS | 53 | CHICAGO, IL 60643 <small>[1 Unique Address]</small> | ADDRESS D.O.B. | | | | | | | | | | | | | | | | | | | | | | | | | | | | | | | | | | | | | | | | | | |
|---|------|---|----------------|--|---|---|--------|------|-----|----------------|----------------|-----------------------------------|--------------------------|-----|---|----|--|---|--|--------------------------|-----|---|----|--|---|--|--------------------------|-----|---|----|--|---|---|--------------------------|-----|---|----|--|---|---|--------------------------|-----|---|----|--|---|--|
| <input type="checkbox"/> | 20. | JOHN Q PUBLIC SEE DETAILS | 62 | CHICAGO, IL 60647 <small>[1 Unique Address]</small> | ADDRESS D.O.B. | | | | | | | | | | | | | | | | | | | | | | | | | | | | | | | | | | | | | | | | | | |
| <table border="1"> <thead> <tr> <th>Select</th> <th>Name</th> <th>Age</th> <th>Cities Resided</th> <th>Data Available</th> <th>Possible Relatives / Affiliations</th> </tr> </thead> <tbody> <tr> <td><input type="checkbox"/></td> <td>21.</td> <td>JOHN Q PUBLIC SEE DETAILS</td> <td>56</td> <td>CHICAGO, IL 60647 <small>[1 Unique Address]</small></td> <td>ADDRESS D.O.B.</td> <td></td> </tr> <tr> <td><input type="checkbox"/></td> <td>22.</td> <td>JOHN Q PUBLIC SEE DETAILS</td> <td>41</td> <td>CHICAGO, IL 60647 <small>[1 Unique Address]</small></td> <td>ADDRESS D.O.B.</td> <td></td> </tr> <tr> <td><input type="checkbox"/></td> <td>23.</td> <td>JOHN Q PUBLIC SEE DETAILS</td> <td>53</td> <td>CHICAGO, IL 60649 <small>[1 Unique Address]</small></td> <td>ADDRESS D.O.B.</td> <td>AFFILIATED BUSINESS RECORDS: <small>1 record was identified.</small></td> </tr> <tr> <td><input type="checkbox"/></td> <td>24.</td> <td>JOHN Q PUBLIC SEE DETAILS</td> <td>46</td> <td>CHICAGO, IL 60649 <small>[1 Unique Address]</small></td> <td>ADDRESS D.O.B.</td> <td>AFFILIATED BUSINESS RECORDS: <small>9 records were identified.</small></td> </tr> <tr> <td><input type="checkbox"/></td> <td>25.</td> <td>JOHN Q PUBLIC SEE DETAILS</td> <td>47</td> <td>CHICAGO, IL 60660 <small>[1 Unique Address]</small></td> <td>ADDRESS D.O.B.</td> <td></td> </tr> </tbody> </table> | | | | | | | Select | Name | Age | Cities Resided | Data Available | Possible Relatives / Affiliations | <input type="checkbox"/> | 21. | JOHN Q PUBLIC SEE DETAILS | 56 | CHICAGO, IL 60647 <small>[1 Unique Address]</small> | ADDRESS D.O.B. | | <input type="checkbox"/> | 22. | JOHN Q PUBLIC SEE DETAILS | 41 | CHICAGO, IL 60647 <small>[1 Unique Address]</small> | ADDRESS D.O.B. | | <input type="checkbox"/> | 23. | JOHN Q PUBLIC SEE DETAILS | 53 | CHICAGO, IL 60649 <small>[1 Unique Address]</small> | ADDRESS D.O.B. | AFFILIATED BUSINESS RECORDS: <small>1 record was identified.</small> | <input type="checkbox"/> | 24. | JOHN Q PUBLIC SEE DETAILS | 46 | CHICAGO, IL 60649 <small>[1 Unique Address]</small> | ADDRESS D.O.B. | AFFILIATED BUSINESS RECORDS: <small>9 records were identified.</small> | <input type="checkbox"/> | 25. | JOHN Q PUBLIC SEE DETAILS | 47 | CHICAGO, IL 60660 <small>[1 Unique Address]</small> | ADDRESS D.O.B. | |
| Select | Name | Age | Cities Resided | Data Available | Possible Relatives / Affiliations | | | | | | | | | | | | | | | | | | | | | | | | | | | | | | | | | | | | | | | | | | |
| <input type="checkbox"/> | 21. | JOHN Q PUBLIC SEE DETAILS | 56 | CHICAGO, IL 60647 <small>[1 Unique Address]</small> | ADDRESS D.O.B. | | | | | | | | | | | | | | | | | | | | | | | | | | | | | | | | | | | | | | | | | | |
| <input type="checkbox"/> | 22. | JOHN Q PUBLIC SEE DETAILS | 41 | CHICAGO, IL 60647 <small>[1 Unique Address]</small> | ADDRESS D.O.B. | | | | | | | | | | | | | | | | | | | | | | | | | | | | | | | | | | | | | | | | | | |
| <input type="checkbox"/> | 23. | JOHN Q PUBLIC SEE DETAILS | 53 | CHICAGO, IL 60649 <small>[1 Unique Address]</small> | ADDRESS D.O.B. | AFFILIATED BUSINESS RECORDS: <small>1 record was identified.</small> | | | | | | | | | | | | | | | | | | | | | | | | | | | | | | | | | | | | | | | | | |
| <input type="checkbox"/> | 24. | JOHN Q PUBLIC SEE DETAILS | 46 | CHICAGO, IL 60649 <small>[1 Unique Address]</small> | ADDRESS D.O.B. | AFFILIATED BUSINESS RECORDS: <small>9 records were identified.</small> | | | | | | | | | | | | | | | | | | | | | | | | | | | | | | | | | | | | | | | | | |
| <input type="checkbox"/> | 25. | JOHN Q PUBLIC SEE DETAILS | 47 | CHICAGO, IL 60660 <small>[1 Unique Address]</small> | ADDRESS D.O.B. | | | | | | | | | | | | | | | | | | | | | | | | | | | | | | | | | | | | | | | | | | |

[Mark All Records](#) | [Unmark All Records](#)

[SEE DETAILS FOR ALL MARKED RECORDS](#)
Is this you? [Manage My Listings](#)

[CLICK HERE TO VIEW A SAMPLE PEOPLE FINDER REPORT](#)
[START A NEW SEARCH](#)

[MANAGE LISTINGS LINK](#)

Follow the instructions provided.

Opting out of Docusearch.com

Docusearch.com is a multidisciplinary company providing license plate lookup, hidden assets, background checks, reverse phone search, people search and SSN search.

How to remove your information from docusearch.com?

Unfortunately, docusearch.com does not provide opt-out option because company does not collect (only search) information.

Opting out of Discoverthem.com

DiscoverThem is a data aggregator, searching for information on people in the USA. They combine social networking information with all publicly available information on everyone they can find over the age of 18.

How to remove your information from DiscoverThem.com?

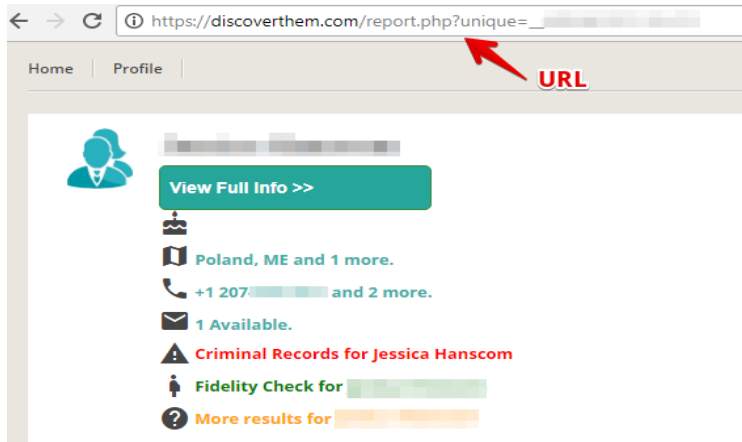
Go to the website <https://discoverthem.com/>. In the field located on the top of the page, enter your first and last name and your state.

Maine

SEARCH

Find the profile that refers to you. Click on it.

Copy the URL (link) of the profile.



Go to <https://discoverthem.com/removal.php>. Paste the URL (link) in the special field. Click “Remove” button.



Opting out of Easybackgroundchecks.com

Easybackgroundchecks.com is a background check and people search company-providing search by name, surname and location.

How to remove your information from easybackgroundchecks.com?

Easybackgroundchecks.com belongs to peoplesmart.com. As long as you remove your data from peoplesmart, it would be automatically removed from easybackgroundchecks.com. To learn how to remove personal records from peoplesmart.com click [here](#).

Opting out of easybackgrounds.com

Easybackgrounds.com is a company providing plenty types of background checks.

How to remove your information from easybackgrounds.com

Unfortunately, easybackgrounds.com does not allows removing your information from database.

Opting out of email-411.com

CIS: email 411 is a background company having wide email base. Also CIS: email 411 provides search by name and surname of email's owner, location and approximate age. One more function is a reverse email and phone lookup.

How to remove your information from CIS: email 411?

As a courtesy, you may opt-out of having your information appear in search results on this website. When you submit your written request to the Data Management Department as explained below, email-411.com will remove your identifying information such as your name, address, and phone number from the databases. Remember, this process does not remove your information from available public records; it only removes it from this website.

It is vital that the website can confirm your identity so they may locate and remove the correct information from their databases. They require that all data removal request forms are accompanied by official proof of identity, such as a state issued ID or a driver's license. This will ensure that they have fully matched the information you would like removed with the information stored on their databases. Please be sure to obscure or redact your photo and ID/driver's license number prior to sending them the copy of one of these documents.

Please print and complete the Data Removal Request form available at [opt_out_form.pdf](#)

Be sure to include any of the following reasons for your request:

You are a state, local or federal law enforcement officer or public official and your position exposes you to a threat of death or serious bodily harm.

You are a victim of identity theft.

You are at risk of physical harm.

You have evidence the record is incorrect or expunged.

To help to locate the information you wish to be removed/withheld, you may provide email-411.com with the location of the data in question in a form of website/URL link.

Please fax or mail your Data Removal Request along with your proof of ID and copies of any applicable court orders to:

Fax: **(617) 507-0410** (This fax number is for data opt-out requests ONLY. The Opt Out Compliance Department does not manage any customer related issues)

*Opt Out Compliance Dept. **

**PO Box 130369 **

**Boston, MA 02113*

Please allow upwards of 30 days for to fully process your Data Removal Request.

Please note: email-411.com currently do not process Data Removal Requests by email or over the phone. They may not be able to process incomplete requests, which are missing proof of identification and/or vital information such as name, address and date of birth.

Opting out of Emailfinder.com

Emailfinder.com is an email finder that displays public records that are available in the social profiles as well as in the criminal history reports from law enforcement agencies and bankruptcy records from courts.

How to remove your information from emailfinder.com?

Go to <https://www.peoplesmart.com/optout-go>

Enter your first and last name, city, state, and press, “find my listing”. Accurately submit your personal information in order that Emailfinder.com opt-out system may not miss the records.

Opting out of Emailtracer.com

EmailTracer.com is a background company having wide email base. EmailTracer.com provides search by name and surname of email’s owner, location or searching owner’s information by email address.

How to remove your information from EmailTracer.com?

<http://emailtracer.com/tos.php>

As a courtesy, you may opt-out of having your information appear in search results on this website. When you submit your written request to the Data Management Department as explained below, emailtracer.com will remove your identifying information such as your name, address, and phone number from the databases. Remember, this process does not remove your information from available public records; it only removes it from this website.

It is vital that the website can confirm your identity so they may locate and remove the correct information from their databases. They require that all data removal request forms are accompanied by official proof of identity, such as a state issued ID or a driver’s license. This will ensure that they have fully matched the information you would like removed with the information stored on their databases. Please be sure to obscure or redact your photo and ID/driver’s license number prior to sending them the copy of one of these documents.

Please print and complete the Data Removal Request form available at [opt_out_form.pdf](#)

Be sure to include any of the following reasons for your request:

You are a state, local or federal law enforcement officer or public official and your position exposes you to a threat of death or serious bodily harm.

You are a victim of identity theft.

You are at risk of physical harm.

You have evidence the record is incorrect or expunged.

To help to locate the information you wish to be removed/withheld, you may provide emailtracel.com with the location of the data in question in a form of website/URL link.

Please fax or mail your Data Removal Request along with your proof of ID and copies of any applicable court orders to:

Fax: **(617) 993-9946** (This fax number is for data opt-out requests ONLY. The Opt Out Compliance Department does not manage any customer related issues)

*EmailTracer Opt Out Compliance Dept.
P.O. Box 990043
Boston, MA 02199*

Please allow upwards of 30 days for to fully process your Data Removal Request.

Please note: emailtracer.com currently do not process Data Removal Requests by email or over the phone. They may not be able to process incomplete requests, which are missing proof of identification and/or vital information such as name, address and date of birth.

Opting out of Emerges.com

Emerges.com is a vote list company collecting email addresses and phone numbers.

How to remove your information from emerges.com?

Unfortunately, emerges.com does not provide opt-out option.

Opting out of employeescreen.com

Employeescreen.com is a company providing background and employment checks.

How to remove your information from employeescreen.com?

Find the page with your personal information, copy the link (if email) or print out it.

Email to jmorris@employeescreen.com or send letter to Mr. Jason Morris, employee screening, PO Box 22627, Cleveland, OH 44122

Attach copy of your driver license, SSN or ID card. View [privacy policy](#).

Opting out of Enformion.com

Enformion.com is a company providing people and company search, direct marketing services.

How to remove your information from enformion.com?

Send the letter to people finders; opt-out, 1821 Q Street, Sacramento, CA 95811.

Include your full name, date of birth, and address history in the letter.

Opting out of epsilon.com

Epsilon.com is a company, which collects your personal information and sells it to marketers and advertisers interested in you. However, it provides consumers with a clear understanding of its service and information about what kind of data is available to its database. You can always contact Epsilon support team in case you need to change your personal information, delete or ask to have it removed.

Opting out of eVerify.com

CIS: eVerify is a paid background website. CIS: eVerify provides their clients background check, arrest & warrant search, criminal records, sex offenders search, people search by name and address, relative, inmate and death records search, reverse search by phone and email and neighbors check.

How to remove your information from CIS: eVerify?

As a courtesy, you may opt-out of having your information appear in search results on this website. When you submit your written request to the Data Management Department as explained below, everify.com will remove your identifying information such as your name, address, and phone number from the databases. Remember, this process does not remove your information from available public records; it only removes it from this website.

It is vital that the website can confirm your identity so they may locate and remove the correct information from their databases. They require that all data removal request forms are accompanied by official proof of identity, such as a state issued ID or a driver's license. This will ensure that they have fully matched the information you would like removed with the information stored on their databases. Please be sure to obscure or redact your photo and ID/driver's license number prior to sending them the copy of one of these documents.

Please print and complete the Data Removal Request form available at [opt_out_form.pdf](#)

Be sure to include any of the following reasons for your request:

You are a state, local or federal law enforcement officer or public official and your position exposes you to a threat of death or serious bodily harm.

You are a victim of identity theft.

You are at risk of physical harm.

You have evidence the record is incorrect or expunged.

To help to locate the information you wish to be removed/withheld, you may provide everify.com with the location of the data in question in a form of website/URL link.

Please fax or mail your Data Removal Request along with your proof of ID and copies of any applicable court orders to:

Fax: (617) 507-0410 (This fax number is for data opt-out requests ONLY. The Opt Out Compliance Department does not manage any customer related issues)

Opt Out Compliance Dept.

PO Box 130369

Boston, MA 02113

Please allow upwards of 30 days for to fully process your Data Removal Request.

FOR OFFICIAL USE ONLY

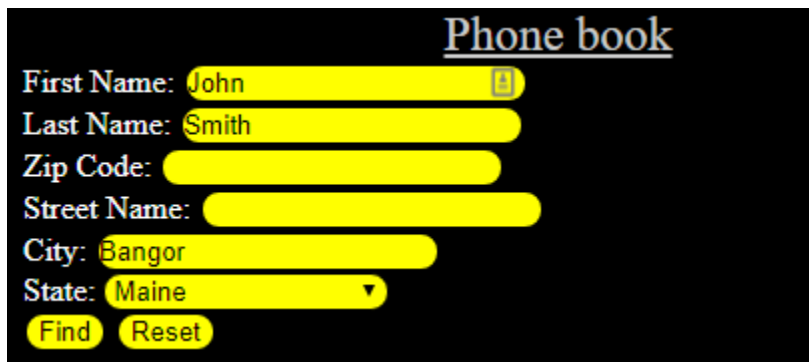
Please note: everify.com currently do not process Data Removal Requests by email or over the phone. They may not be able to process incomplete requests, which are missing proof of identification and/or vital information such as name, address and date of birth.

Opting out of eXphonebook.com

eXphonebook, the largest telephone number database in the United States of America.

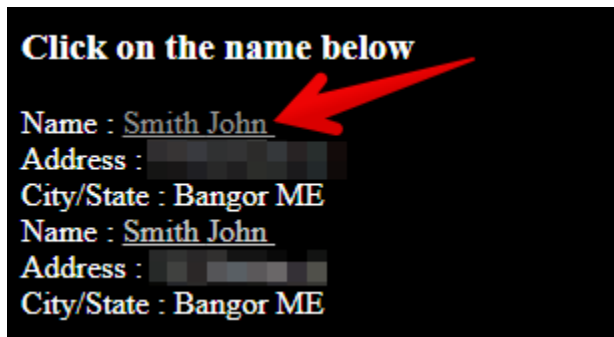
How to remove your information from eXphonebook.com?

Go to <https://www.exphonebook.com/>. Enter your first and last names, Zip code, street name, city and state. Press "Find" button.



The screenshot shows a search form titled "Phone book" on a black background. The form contains the following fields: "First Name:" with the value "John", "Last Name:" with the value "Smith", "Zip Code:", "Street Name:", "City:" with the value "Bangor", and "State:" with a dropdown menu showing "Maine". At the bottom of the form are two buttons: "Find" and "Reset".

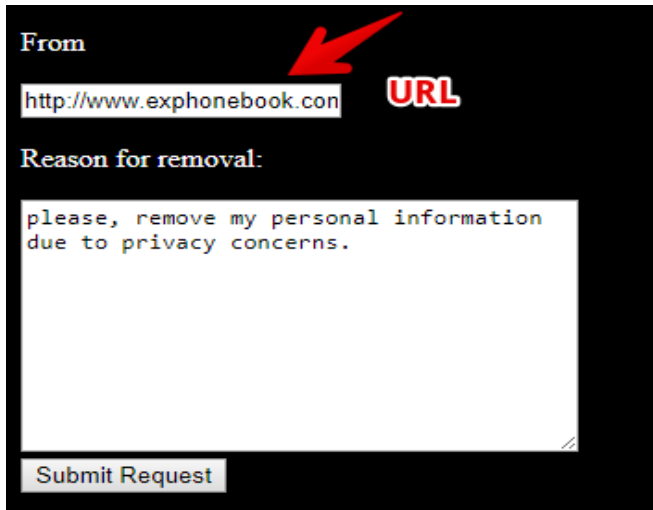
After you find the records belonging to you, click on the name.



You will be redirected to the next page. Copy the URL (link) of the page.



Go to <http://www.exphonebook.com/removal.php>. Paste the URL of the previous page and write the reason for removal.



Opting out of Familysearch.org

Familysearch.org is a vital records and genealogy company, providing family tree service.

How to remove your information from familysearch.org?

Opt out option is none listed, but provided contact email for privacy services:
dataprivacyofficer@ldschurch.org.

Opting out of fico.com

Fico.com is a data broker company providing plenty types of data management and marketing services.

How to remove your information from fico.com?

<http://www.fico.com/en/privacy-policy>

You can opt out receiving any marketing solicitation, including email, direct mail, and phone solicitations, by calling 1.888.FICO.EDM (1-888-342-6336) any time from Monday until Friday.

Opting out of findoutthetruth.com

Findoutthetruth.com is a company providing integrated background checks and criminal records.

How to remove your information from findoutthetruth.com?

Unfortunately, findoutthetruth.com does not support opt out option.

Opting out of flvoters.com

~~Title: How to remove personal information from flvoters.com~~

flvoters.com provides Florida residents to check your own address and see if a former resident is still registered to vote there. If so, get that fixed so they cannot vote in two different towns. This is a genealogy website based on information from a purchased copy of the Florida voter list, which is all public information.

How to remove your information from flvoters.com?

You should qualify for address suppression under State law. View <http://flvoters.com/publish.html> and <http://flvoters.com/privacy.html> and <http://news.wgcu.org/post/newly-signed-military-public-records-exemption-bill-now-florida->

Opting out of freepublicprofile.com

freepublicprofile.com provides search by name and phone number.

How to remove information from freepublicprofile.com?

Go to freepublicprofile.com

Find an appropriate search segment (people search or phone search).

Enter your first and last name. Click "Search".

People search Public profile



Find the result that matches your request. Once you find the match, click “View full profile for free”

John Smith Exact Match

Birthday: [redacted] years old

[redacted] (Zodiac signs)

Phone: [Show Phones](#)

Email: [Show Emails](#)

Also known as: [redacted]

Locations: [redacted]
[View Full Addresses](#)

Family: [redacted]

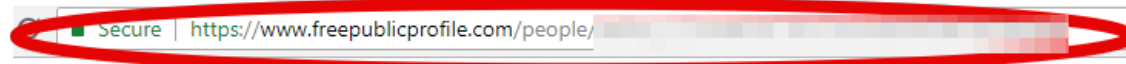
Associates: [redacted]

[View Full Profile For FREE](#)

A red arrow points from the top right towards the "View Full Profile For FREE" button.

button. *The full profile may contain landlines, mobiles, emails, background checks and criminal records.

Copy the link connected to your profile placed above.



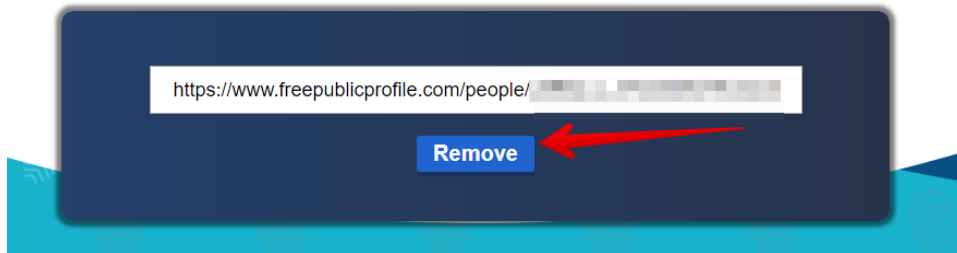
Get back to the main page and click “Removal”.

- Home
- Login
- Removal
- Contact
- Privacy

publicProfile
2018 All rights reserved

Paste the link and click the “Remove” button.

Delete records from our database



Your record will be successfully deleted.

Opting out of freebackgroundcheck.us

CIS: freebackgroundcheck.us is background check company providing personal records, criminal and court history, property records.

How to remove your information from CIS: free background check?

As a courtesy, you may opt-out of having your information appear in search results on this website. When you submit your written request to the Data Management Department as explained below, freebackgroundcheck.us will remove your identifying information such as your name, address, and phone number from the databases. Remember, this process does not remove your information from available public records; it only removes it from this website.

It is vital that the website can confirm your identity so they may locate and remove the correct information from their databases. They require that all data removal request forms are accompanied by official proof of identity, such as a state issued ID or a driver’s license. This will ensure that they have fully matched the information you would like removed with the information stored on their databases. Please be sure to obscure or redact your photo and ID/driver’s license number prior to sending them the copy of one of these documents.

Please print and complete the Data Removal Request form available at [opt_out_form.pdf](#)

Be sure to include any of the following reasons for your request:

You are a state, local or federal law enforcement officer or public official and your position exposes you to a threat of death or serious bodily harm.

You are a victim of identity theft.

You are at risk of physical harm.

You have evidence the record is incorrect or expunged.

To help to locate the information you wish to be removed/withheld, you may provide freebackgroundcheck.us with the location of the data in question in a form of website/URL link.

Please fax or mail your Data Removal Request along with your proof of ID and copies of any applicable court orders to:

Fax: **(617) 933-9946** (This fax number is for data opt-out requests ONLY. The Opt Out Compliance Department does not manage any customer related issues)

*P.O. Box 990043
Boston, MA 02199*

Please allow upwards of 30 days for to fully process your Data Removal Request.

Please note: freebackgroundcheck.us currently do not process Data Removal Requests by email or over the phone. They may not be able to process incomplete requests, which are missing proof of identification and/or vital information such as name, address and date of birth.

Opting out of freecellsearch.com

Freecellsearch.com operates a private cell phone number directory providing with reverse phone lookup.

How to remove your information from Freecellsearch.com?

Go to <https://freecellsearch.com/contacts.php>.

Use “contact us” form to send an opt-out request.

Opting out of freepeopledirectory.com

Reverse phone lookup, Address lookup, People search, Public record listings.

How to remove your information from FreePeopleDirectory.com?

Find your profile

Copy the URL of your profile

Go to <http://www.freepeopledirectory.com/optout> .

Opt Out

Remove a Listing on Free People Directory

Enter the Profile URL you wish to remove

I'm not a robot

reCAPTCHA
Privacy - Terms

Submit

Paste the URL

Do the CAPTCHA

Press "Submit"

Opting out of fullnamedirectory.com

Fullnamedirectory.com is a Free Directory of Full Names to find people living in the United States. Here you can find people and their current address, telephone number, age, date of birth, relatives, business ownership, background check, death record searches, and more.

How to remove your information from fullnamedirectory.com?

In order to remove your information from fullnamedirectory.com you need to go through the opt-out [procedure for dobsearch.com](#), as fullnamedirectory.com is empowered by dobsearch.com.

Find out how to do it [here](#).

Opting out of floridaprofilepages.com

floridaprofilepages.com is a people search website that aggregates information included names, addresses, phone numbers, age, nearest relatives and email address. The database brings together the records from the state of Florida.

How to remove your information from floridaprofilepages.com?

Go to <http://floridaprofilepages.com/>. Enter your first and last names, city and state. Press search button.


People Records Search




Specializing in Florida Records

Choose the profile that refers to you.

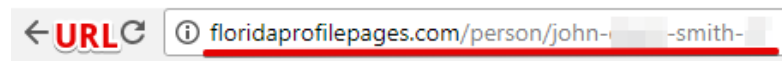
John D Smith

 [John Smith Profile](#) | [Basic Data Profile](#) **BACKGROUND CHECK**
Updated: October 15, 2016
John D Smith
Born July 31, [redacted] Age [redacted],
[View More >](#)


John D Smith

 [John Smith Profile](#) | [Basic Data Profile](#) **BACKGROUND CHECK**
Updated: July 26, 2016
John D Smith
Born January 28, [redacted] Age [redacted],
[View More >](#)

Copy the URL (link) of your profile.





JOHN SMITH CONTACT DETAILS

 217 [redacted] Dr, Longwood, FL [redacted]

 Born: July [redacted]

Powered by Truthfinder

-  [VIEW ARREST HISTORY FOR JOHN SMITH](#)
-  [VIEW COURT HISTORY FOR JOHN SMITH](#)
-  [VIEW MARRIAGE HISTORY FOR JOHN SMITH](#)
-  [VIEW DIVORCE HISTORY FOR JOHN SMITH](#)

Go to <http://floridaprofilepages.com/Remove>. Paste the URL (link) of your profile. Enter your email, mobile phone and solve CAPTCHA. Click "Submit" button.

Opting out of freecellphonedirectorylookup.com

Cell Phone Directory Lookup is a phone directory since 2009. If you need to look up a phone number that called your cell phone and you do not recognize it or if search phone numbers is part of your job - freecellphonedirectory.com is ready to give it to you!

How to remove your information from cellphonedirectorylookup.com?

Contact support@freecellphonedirectorylookup.com with the removal request.

Opting out of FasPeopleSearch.com

FastPeopleSearch.com is a data aggregator, which displays first and last names, addresses, and phone numbers. The website contains 16.5 billion personal records.

How to remove your information from FastPeopleSearch.com?

Follow [the removal link](#). Tick reCAPTCHA and click “Begin removal process” button.

In the search bar enter first and last name, choose city and state. Click “Free search” button.

NAME PHONE ADDRESS MAP

John Smith

Los Angeles, CA

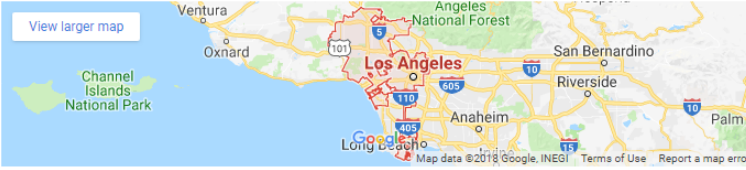
x CLOSE Q FREE SEARCH

Record Removal Search

Search your record, click on details to bring up the details page, and you will then see a 'remove this record' button at the bottom of the page.

Find a result that matches whom you are looking for the most. Once you find a match, click “View free

100 records found for **John Smith** in **Los Angeles CA**



[View larger map](#)

John Smith
Lives in: Los Angeles, CA
Used to live: Los Angeles, CA
AKA: [redacted] Smith, [redacted] Smith, [redacted] Smith, [redacted] Smith
Related to: [redacted] A Smith, [redacted] V Smith, [redacted] R Sauley, [redacted] K Smith, [redacted] Whitcomb...

[VIEW FREE DETAILS](#)

John E Smith
Lives in: Los Angeles, CA
Used to live: Los Angeles, CA, Las Vegas, NV, Phoenix, AZ, Vegas, NV
AKA: John Smith
Related to: [redacted] Byers JR, [redacted] D Smith, [redacted] E Smith, [redacted] Smith, Kimberly...

[VIEW FREE DETAILS](#)

details” button.

On the page with the personal information, click “Remove my record” button.

John Smith Age 37

[REMOVE MY RECORD](#)

Current Address
406 [redacted] Grove Ave
Los Angeles, CA 90036

Phone Numbers
(323) 683-[redacted] - Wireless
(323) 847-[redacted] - LandLine/Services
(310) 939-[redacted] - LandLine/Services

Email Addresses

Associated Names
[redacted] P Smith
[redacted] Smith
[redacted] Smith
[Show More...](#)

The record removal has been completed. Please allow up to 24 hours for the change to take effect.

Opting out of FindPeopleSearch.com

FindPeopleSearch.com uses the same database as PeopleFinders.com; however, it claims that it belongs to Zabasearch.com. FindPeopleSearch.com shows names, phone numbers, age, current and previous address and much more.

How to remove your information from FindPeopleSearch.com?

FOR OFFICIAL USE ONLY

Upon request, the website can block the records it has control over in its database from being shown on FindPeopleSearch.com. The website does not accept opt-out requests via fax or mail. To manage or remove your public records from the database, please [click here](#).


This is how the opt-out form looks like:

Your Name

Email Address

Phone Number

Comments/Questions



Verification Code Shown Above

Once you fill out the form, click “Submit” button.

FindPeopleSearch.com customer service will read and answer your request within 2 business days. Although the form shown above is the best and fastest way to reach them, if you wish, you may also contact the website by phone at (786) 350-2744

Please note that changes you request may not be effective immediately. Note that despite any request for removal of or change to personal information, FindPeopleSearch.com may need to retain certain information for record keeping purposes and there may also be residual information that will remain within their databases and other records, which will not be removed or changed.

Removing your Foursquare account

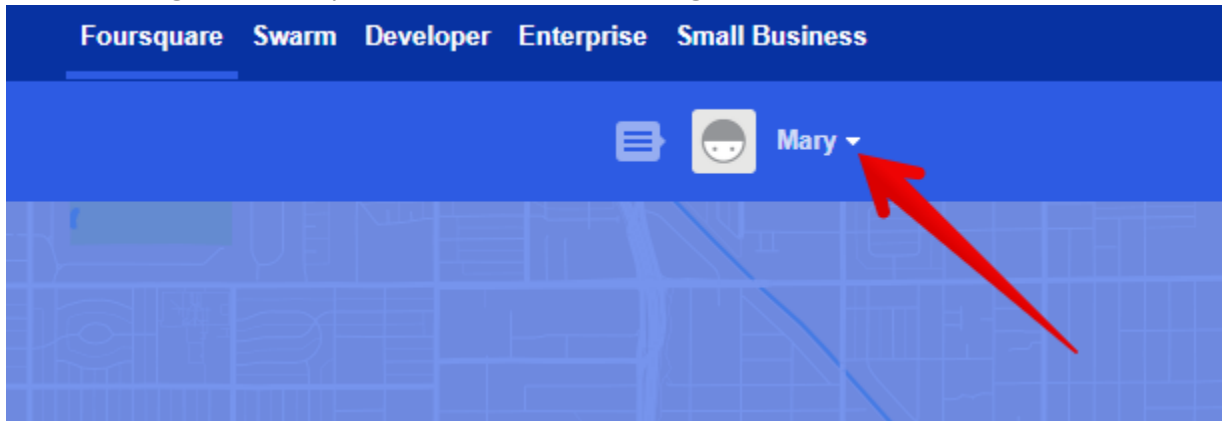
Foursquare is a local search-and-discovery service mobile app, which provides search results for its users.

How to delete Foursquare account?

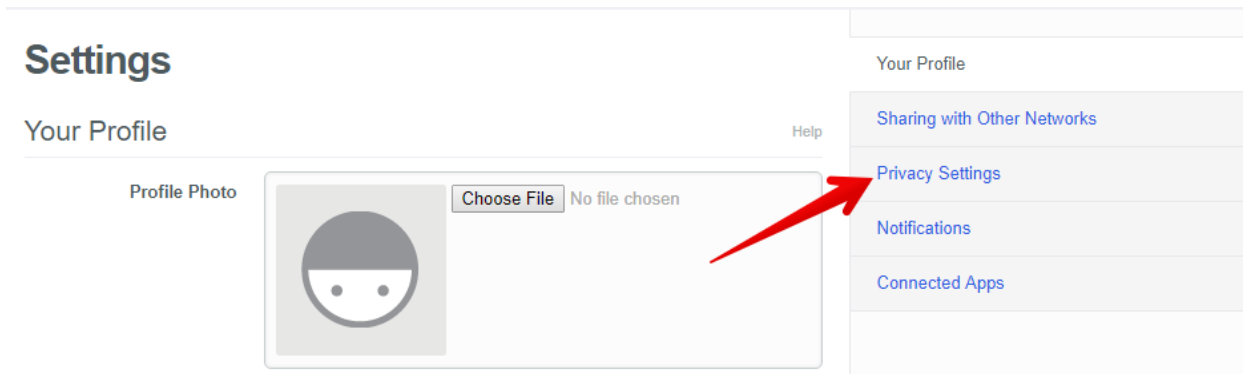
Visit foursquare.com.

Sign in to the website.

Click the triangle icon near your name and choose "Settings".



Click "Privacy Settings" tab in the right sidebar.



Scroll down to the bottom of the page and click “delete your account.”

Settings


Privacy Settings

Help

- Link to my Facebook profile from my public foursquare profile
- Allow Foursquare to use my device’s background location, even when the app is closed, including for features like sending you notifications with local recommendations or tips.
- Allow Foursquare to serve behaviorally targeted ads outside of the Foursquare app and foursquare.com.
- Let my followers send me tips and places.
- Show the number of times I’ve confirmed I’ve been to a place on the tips I’ve written.

Still have questions about your account privacy and settings? Check out our [privacy overview](#) for a more complete look at things, or our handy [privacy FAQs](#) to learn more about our settings for information sharing and your options to control them. They’re written by our lawyer, but he spent a lot of time making them friendly and easy to understand. If you still have questions, check out our [support site](#). And, though we’d be super sad to see you go, you can also easily [delete your account](#).

Click [here](#) to delete the background location data (if any) collected by Foursquare. Note: It may take up to 90 days for this data to be completely erased from our system.

 Swarm settings (check-ins etc) can be found [in the app](#).

If you would like, you may download your data from the Foursquare Apps.

Upon clicking the request button below, we will send an email with information and further instructions to mary@onerep.com. If you would like this information sent to a different email, please update your email address from the [edit profile page](#).

Export My Data

You will be taken to a page to confirm the deletion of your account.

Delete Account

Do you really want to delete your account? This will delete both your Foursquare and Swarm accounts. That means that all of your tips, tastes, and check-ins will be lost. We'll be sad to see you go.

Why are you leaving Foursquare and Swarm?

I am deleting my Foursquare and Swarm accounts because:

- It doesn't seem useful
- I get too many emails from Foursquare
- I have a privacy concern
- Other

Are you sure?

As soon as you click **Delete Account**, all your data from both Foursquare and Swarm will be deleted and there will be no way to recover it. After this happens, you'll be redirected to the Foursquare homepage.

Before we actually delete your account, we'll ask you to enter your password to confirm that you are the owner of this account.

Delete Account 

Confirm your removal request.

Delete Your Account

In order to delete your account, we need to confirm your password (so some random person doesn't do it when you're away from your computer). P.S. We're sorry to see you go!

Your account is now deleted from Foursquare.

Opting out of FindLocalPeople.com

FindLocalPeople.com is a people search website, which aggregates different records: criminal, birth, death, vital records and much more.

How to remove records from FindLocalPeople.com?

[Follow the link to start a search.](#)

Select a state

People Search By States

- ▶ Alaska
- ▶ Alabama
- ▶ Arkansas
- ▶ Arizona
- ▶ California
- ▶ Colorado
- ▶ Connecticut
- ▶ Washington DC
- ▶ Delaware
- ▶ Florida
- ▶ Georgia
- ▶ Hawaii
- ▶ Iowa
- ▶ Idaho
- ▶ Montana
- ▶ North Carolina
- ▶ North Dakota
- ▶ Nebraska
- ▶ New Hampshire
- ▶ New Jersey
- ▶ New Mexico
- ▶ Nevada
- ▶ New York
- ▶ Ohio
- ▶ Oklahoma
- ▶ Oregon
- ▶ Pennsylvania
- ▶ Rhode Island

Find a result that matches whom you are looking for the most. Once you find a match, click the name.

People Search Listings

Christian
Santa Clara Ave, Alameda, CA
Area Code

Carl
Harbor Rd, Alameda, CA

Diana
Marina Village Pkwy, Alameda, CA

Albert
Morton St, Alameda, CA
Area Code

Bradley
Otis Dr, Alameda, CA

Copy the URL of the profile.

← → ↻ Secure | <https://www.findlocalpeople.com/Alameda/CA/people-search/christian...>

URL

Our phone directory offers phone and address info about Christian [redacted] in Alameda, CA. View public records today.

People Search in Alameda, California

Christian [redacted]
**** Santa Clara Ave
Alameda, CA [redacted]
☎ 039-748-####

Go to the [removal page](#). Fill out the opt-out form. Enter your first and last name, city and state. Write your email and paste the URL of your profile. Click “Submit” button.

FindLocalPeople.com Listing Change Request Form

In order to request a change to or a removal of your listing, please complete the form below:

* Last Name:

* First Name:

* City:

* State Abbrev:

Company:

Your Position:

* Email:

Phone Number:

* Change or Remove?:

* URL of Listing: (give us the exact URL of the web page where your listing is displayed on our site)

Reason/Comments: (include any modifications you are requesting, if applicable)

* I agree that I am authorized to request these changes:

* Anti Spam Please type this word backwards: onuvom

Submit ←

Your listing has been deleted.

Opting out of Genealogy.com

Genealogy.com is a family history and genealogy website-providing search by surname and location.

How to remove your information from genealogy.com?

Email support@genealogy.com your request for removal.

To delete the information, you will need to attach the copies of documents of published information.

Opting out of GoLookUp.com

GoLookUp is a public data aggregator. It gives detailed data reports of public records such as court records, emails, social information, marital status, phone numbers, sex offenders, criminal records and much more.

How to remove records from GoLookUp?

Go to [glookup.com opt-out page](#).

Fill out the removal form. Enter your first and last name. Type your email, DOB, home address, city, state and zip code. The website needs this info to remove exactly your personal profile and not somebody else's.

First Name: John
Last Name: Smith
Email: @onerep.com
Date of birth: 10, March, 1989
Address: Lakeshore Drive
City: Los Angeles
State: California
Zip: 90
reCAPTCHA: I'm not a robot (checked)
SUBMIT

Tick reCAPTCHA and click Submit.

Your records will be removed shortly.

Opting out of Geni.com

Geni.com is a website providing discover family tree, find ancestors, connect to new relatives and stay organized with them.

How to remove your information from Geni.com?

Full information needs to be provided to the Geni support staff in order to allow them to validate and take action on such requests. Emails should be addressed to misconduct@geni.com

Opting out of Governmentregistry.org

Governmentregistry.org is a background check company providing plenty types of searches and background checks.

How to remove your information from governmentregistry.org?

<http://governmentregistry.org/index.php?xpath=privacy>

As a courtesy, you may opt-out of having your information appear in search results on this website. When you submit your written request to the Data Management Department as explained below, governmentregistry.org will remove your identifying information such as your name, address, and phone number from the databases. Remember, this process does not remove your information from available public records; it only removes it from this website.

It is vital that the website can confirm your identity so they may locate and remove the correct information from their databases. They require that all data removal request forms are accompanied by official proof of identity, such as a state issued ID or a driver's license. This will ensure that they have fully matched the information you would like removed with the information stored on their databases. Please be sure to obscure or redact your photo and ID/driver's license number prior to sending them the copy of one of these documents.

Please print and complete the Data Removal Request form available at [opt_out_form.pdf](#)

Be sure to include any of the following reasons for your request:

You are a state, local or federal law enforcement officer or public official and your position exposes you to a threat of death or serious bodily harm.

You are a victim of identity theft.

You are at risk of physical harm.

You have evidence the record is incorrect or expunged.

To help to locate the information you wish to be removed/withheld, you may provide governmentregistry.org with the location of the data in question in a form of website/URL link.

Please fax or mail your Data Removal Request along with your proof of ID and copies of any applicable court orders to:

Fax: 1-888-446-1229 (This fax number is for data opt-out requests ONLY. The Opt Out Compliance Department does not manage any customer related issues)

*Opt Out Compliance Department
P.O. Box 990142
Boston, MA 02117*

Please allow upwards of 30 days for to fully process your Data Removal Request.

Please note: governmentregistry.com currently do not process Data Removal Requests by email or over the phone. They may not be able to process incomplete requests, which are missing proof of identification and/or vital information such as name, address and date of birth.

Opting out of govregistry.us

CIS: govregistry.us is a company providing address and phone search, criminal records, inmate records and sex offender search.

How to remove your information from CIS: govregistry.us?

As a courtesy, you may opt-out of having your information appear in search results on this website. When you submit your written request to the Data Management Department as explained below, govregistry.us will remove your identifying information such as your name, address, and phone number from the databases. Remember, this process does not remove your information from available public records; it only removes it from this website.

It is vital that the website can confirm your identity so they may locate and remove the correct information from their databases. They require that all data removal request forms are accompanied by official proof of identity, such as a state issued ID or a driver's license. This will ensure that they have fully matched the information you would like removed with the information stored on their databases. Please be sure to obscure or redact your photo and ID/driver's license number prior to sending them the copy of one of these documents.

Please print and complete the Data Removal Request form available at [opt_out_form.pdf](#)

Be sure to include any of the following reasons for your request:

You are a state, local or federal law enforcement officer or public official and your position exposes you to a threat of death or serious bodily harm.

You are a victim of identity theft.

You are at risk of physical harm.

You have evidence the record is incorrect or expunged.

To help to locate the information you wish to be removed/withheld, you may provide datadetective.com with the location of the data in question in a form of website/URL link.

Please fax or mail your Data Removal Request along with your proof of ID and copies of any applicable court orders to:

Fax: 1-888-446-1229 (This fax number is for data opt-out requests ONLY. The Opt Out Compliance Department does not manage any customer related issues)

*Opt Out Compliance Department
P.O. Box 990142
Boston, MA 02199*

Please allow upwards of 30 days for to fully process your Data Removal Request.

Please note: govregistry.us currently do not process Data Removal Requests by email or over the phone. They may not be able to process incomplete requests, which are missing proof of identification and/or vital information such as name, address and date of birth.

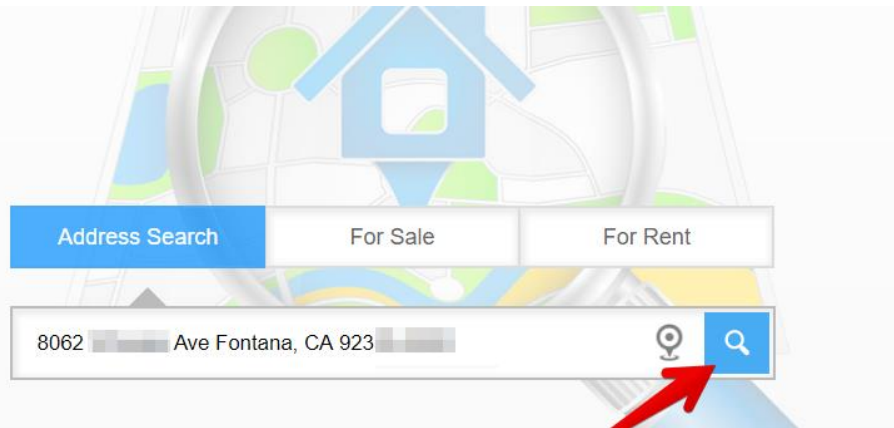
Opting out of Homemetry.com

Homemetry.com - US Property and Address Directory that contains resident history and public records for every address in the country.

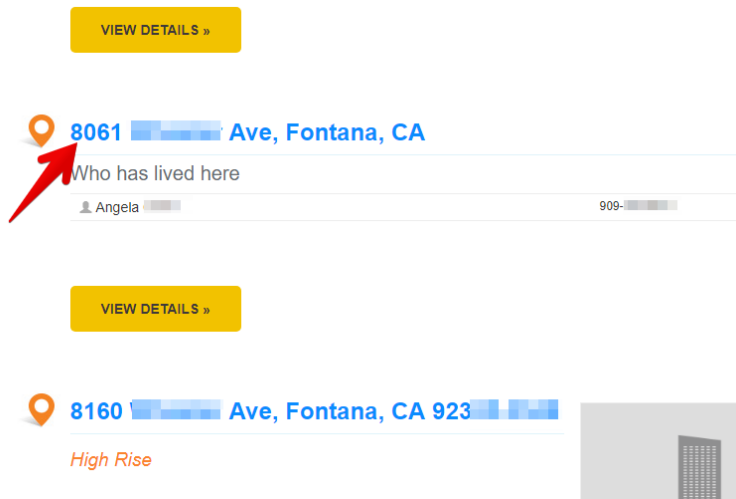
How to remove your information from homemetry.com

Visit homemetry.com.

Enter an address in the search bar and click "Search" button.



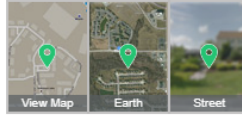
Find a result that matches whom you are looking for the most. Once you find a match click on the link.



On the profile find the link "Information control" and click it.

Fontana, CA > 7067- Avenue > 8061 Avenue

8061 Ave
Fontana, CA



Property Detail Report View Neighbors

RESIDENT HISTORY

Who has lived here

| Resident Name | Phone | More Info |
|---------------|-------|-----------|
| Angela | 909- | - |

NEIGHBORHOOD

9251 Ave, Fontana, CA

Who has lived here

City Forum

- Sale:
Fontana CA (77)
- Rent:
Fontana CA (16)
- Recent Sales:
Fontana CA (2836)
Wheeler Avenue (2)
- Recent Rents:
Fontana CA (732)
Avenue (1)



Select all records you want to remove. Click "Apply" button.

8061 Ave
Fontana, CA

SELECT INFORMATION DOES NOT BELONG THIS ADDRESS

PHONES

909- Remove ←

PEOPLE

ANGELA Remove ←

Apply →

Enter your name and email. Homemetry.com will send you a confirmation email.

8061 [REDACTED] Ave

Fontana, CA

SELECT INFORMATION DOES NOT BELONG THIS ADDRESS

PHONES

909- [REDACTED]

Remove

PEOPLE

ANGELA [REDACTED]

Remove

PLEASE ENTER YOUR NAME:

Angela [REDACTED]

AND EMAIL:

[REDACTED].com



Apply

Open your email box. Find a letter from homemetry.com. Confirm your information control request by clicking the link.



Homemetry <customer-service@homemetry.com>

to me ▾

Hello Angela [REDACTED],

Please confirm your information control request by clicking this link:



https://homemetry.com/control/confirm_request?rid=49474&p=2707236321

Your request is subject to approval by an administrator.
You will be notified by email when it has been reviewed. This may take up to 48 hours.
Thank you for your patience.

=====

Please contact us with any questions or concerns. We always appreciate your feedback.
<https://homemetry.com/page/contact>

Best regards,
homemetry-support@homemetry.com

The profile will be removed in 48 hours.

Opting out of i-behavior.com

Based in Louisville, Colorado, KBM Data Services (i-behavior.com) provides consumer and business transaction data that helps multi-channel merchants make better investment decisions. I-behavior.com offers a data cooperative for direct marketing solutions, and an Omni-channel Data Management Platform.

How to remove your information from i-behavior.com?

If you wish to have, your information removed, please

Send an email to optout@i-behavior.com that contains the following: // Dear Sir/Madam,

To prevent identity theft, stalker issue and physical harm as per your privacy policy I ask you to remove the following personally identifiable information about me from your website's database: First name: [write your first name] Last name: [write your last name] Date of birth: [write your date of birth] Current address: [write your current address] Previous addresses: [write your previous addresses] Phone number: [write your phone number] Email address: [write your email address]

Thank you for respecting my privacy. [Your name]//

Alternatively, write KBM Group, Attn: Privacy Compliance Department, 2051 Dogwood Street, Suite 220, Louisville, CO 80027. Please include your full name, your current address and previous address if you have been at your current address fewer than six months.

Opting out of identitypi.com

Identitypi.com is a background check and employment screening company that collects personal addresses, phone numbers, relative's information as well as provides with identity verification, criminal, bankruptcies, liens and lawsuits records.

How to remove your information from identitypi.com

To opt out from identitypi.com account, send email to support@identitypi.com or call 888-366-5029.

Opting out of iDtrue.com

Background search

How to remove your information from iDtrue.com?

Go to <https://www.idtrue.com/optout/index.php>

Search for your name using the form above on the page

Select your record for removal

Confirm your request by clicking on the link iDtrue send you in an email

iDtrue allow each person you to remove up to 3 records per email address. If you have family members or friends, you can opt them out, but if more than 3 are needed, they will need to opt-out with a different email address.

Once you select the record to remove and confirm your request by email, the record will be removed instantly from search results.

Opting out of Infopages.com

Infopages.com is a company offering people search by name, surname and location.

How to remove your information from infopages.com?

As a courtesy, you may opt-out of having your information appear in search results on this website. When you submit your written request to the Data Management Department as explained below, infopages.com will remove your identifying information such as your name, address, and phone number from the databases. Remember, this process does not remove your information from available public records; it only removes it from this website.

It is vital that the website can confirm your identity so they may locate and remove the correct information from their databases. They require that all data removal request forms are accompanied by official proof of identity, such as a state issued ID or a driver's license. This will ensure that they have fully matched the information you would like removed with the information stored on their databases. Please be sure to obscure or redact your photo and ID/driver's license number prior to sending them the copy of one of these documents.

Please print and complete the Data Removal Request form available at [opt_out_form.pdf](#)

Be sure to include any of the following reasons for your request:

You are a state, local or federal law enforcement officer or public official and your position exposes you to a threat of death or serious bodily harm.

You are a victim of identity theft.

You are at risk of physical harm.

You have evidence the record is incorrect or expunged.

To help to locate the information you wish to be removed/withheld, you may provide infopages.com with the location of the data in question in a form of website/URL link.

Please fax or mail your Data Removal Request along with your proof of ID and copies of any applicable court orders to:

Fax: 1-617-507-0410 (This fax number is for data opt-out requests ONLY. The Opt Out Compliance Department does not manage any customer related issues)

*Opt Out Compliance Department **

**InfoPay **

**P.O. Box 990043 **

**Boston, MA 02199*

Please allow upwards of 30 days for to fully process your Data Removal Request.

Please note: infopages.com currently do not process Data Removal Requests by email or over the phone. They may not be able to process incomplete requests, which are missing proof of identification and/or vital information such as name, address and date of birth.

Opting out of Inforegistry.com

Inforegistry.com is a company providing many types of background checks and reports. In addition, inforegistry.com allows searching people and reversing search by phone numbers.

How to remove your information from inforegistry.com?

<http://new-members.inforegistry.com/customer/terms>

You can opt out of inforegistry.com only if you are:

A state, local or federal law enforcement officer or public official and your position exposes you to a threat of death or serious bodily harm.

A victim of identity theft.

At risk of physical harm.

You have evidence the record is incorrect or expunged. If you fall under one of the above conditions, submit written explanation for the opt out request. Identify the specific location of your data on <http://inforegistry.com>, and where your personal data is publicly available, identify one of the four conditions you enabling you to opt-out of having your personal data removed, and describe why such personal data that is publicly available is inaccurate and harmful.

Print, fill out all the requested/mandatory information on the Data Removal Request Form available at [opt_out_form.pdf http://new-members.inforegistry.com/assets/data_opt_out_form.pdf](http://new-members.inforegistry.com/assets/data_opt_out_form.pdf).

You will need a copy of your current driver's license or state identification. Please be sure to obscure or redact your photo and ID/driver's license number prior to sending the copy of one of these documents

You will need copies of any applicable court orders, if any

All requests must include: full name and date of birth; aliases, if any; current address; previous addresses; phone; email address.

Fax: 617-507-0410 or mail them to Opt Out Compliance Department, P.O. Box 990043, Boston, MA 02199.

Note that inforegistry.com may not be able to process incomplete requests, which are missing proof of identification and/or vital information such as name, address and date of birth.

Please allow upwards of 30 days to fully process your Data Removal Request.

Opting out of Informationenterprises.com

Informationenterprises.com is a nationwide broker company that provides employment background checks, criminal records, tenant screening, credit reports and leasing recommendations.

How to remove your information from informationenterprises.com?

To remove your account, send email to service@informationenterprises.com

Opting out of Instantbackgroundreport.com

Instantbackgroundreport.com is a company providing background checks and properly searches by name, surname, age and location.

How to remove your information from instantbackgroundreport.com?

As a courtesy, you may opt-out of having your information appear in search results on this website. When you submit your written request to the Data Management Department as explained below, instantbackgroundreport.com will remove your identifying information such as your name, address, and phone number from the databases. Remember, this process does not remove your information from available public records; it only removes it from this website.

It is vital that the website can confirm your identity so they may locate and remove the correct information from their databases. They require that all data removal request forms are accompanied by official proof of identity, such as a state issued ID or a driver's license. This will ensure that they have fully matched the information you would like removed with the information stored on their databases. Please be sure to obscure or redact your photo and ID/driver's license number prior to sending them the copy of one of these documents.

Please print and complete the Data Removal Request form available at [opt_out_form.pdf](#)

Be sure to include any of the following reasons for your request:

You are a state, local or federal law enforcement officer or public official and your position exposes you to a threat of death or serious bodily harm.

You are a victim of identity theft.

You are at risk of physical harm.

You have evidence the record is incorrect or expunged.

To help to locate the information you wish to be removed/withheld, you may provide instantbackgroundreport.com with the location of the data in question in a form of website/URL link.

Please fax or mail your Data Removal Request along with your proof of ID and copies of any applicable court orders to:

Fax: **1-888-446-1229** (This fax number is for data opt-out requests ONLY. The Opt Out Compliance Department does not manage any customer related issues)

Opt Out Compliance Department

P.O. Box 990142

Boston, MA 02117

Please allow upwards of 30 days for to fully process your Data Removal Request.

Please note: instantbackgroundreport.com currently do not process Data Removal Requests by email or over the phone. They may not be able

Opting out of InstantPeopleFinder.com

InstantPeopleFinder.com is a free search system designed to find persons social records, web sites and business addresses online.

How to remove your information from instantpeoplefinder.com?

InstantPeopleFinder.com requires faxed proof of identity. Proof of identity can be a state issued ID card or driver's license. If you are sending a scanned copy of your driver's license, they require that you cross out the photo and the driver's license number. InstantPeopleFinder.com only needs s to see the name, address and date of birth. They will only use this information to process your opt out request. Please send a copy at optout@instantpeoplefinder.com, fill the [form at optout](#) and allow 4 to 6 weeks to process your request.

Do not forget to remove your info from Intelius, as Instantpeoplefinder.com is powered by Intelius!

Opting out of integrascan.com

Integrascan.com specializes in providing detailed instant criminal records and background checks.

How to remove your information from integrascan.com?

All users of integrascan.com may make any changes to their information at any time by logging into their member's area and going to the 'Edit Profile' page. For more details contact customer service at support@integrascan.com.

Also, note that Google, as a third party vendor, uses cookies to serve ads on your site. Google's use of the DART cookie enables it to serve ads to your users based on their visit to your sites and other sites on the Internet. Users may opt out of the use of the DART cookie by visiting the Google ad and content network privacy policy.

Opting out of integrity.aristotle.com

Aristotle: integrity is a background website providing identity, compliance and age verification services.

How to remove your information from Aristotle: integrity?

To change or delete your information email to remove@aristotle.com.

Opting out of Inteligator.com

Inteligator.com is a company providing background checks. Inteligator.com allows searching criminal and court records, reversed phone and email search, birth and property records.

How to remove your information from inteligator.com?

You can opt out of inteligator.com only if you are:

State, local or federal law enforcement officer or public official and your position exposes you to a threat of death or serious bodily harm.

Victim of identity theft.

At risk of physical harm.

You have evidence the record is incorrect or expunged.

If you fall under one of above conditions, submit written explanation for the opt out request. Identify the specific location of your data on <http://inteligator.com>, and where your personal data is publicly available, identify one of the four conditions you enabling you to opt-out of having your personal data removed, and describe why such personal data that is publicly available is inaccurate and harmful.

You will need copy of your current driver's license or state identification.

All requests must include full name and date of birth; aliases, if any; current address; previous addresses; phone; email address.

Fax request to 1-888-446-1229 or mail them to Opt out Compliance Department P.O. Box 990142 Boston, MA 02199.

Opting out of Intellicoro.net

Intellicorp.net is a data broker that provides background checks and employment screening solutions. It assists businesses as well as nonprofit organizations with their hiring and volunteer-recruiting processes.

How to remove your information from intellicorp.net?

If you would like intellicorp.net to update information, it has about you or your preferences, contact support team as indicated below:

Unordered List Item Emailing at compliance@intellicorp.net or calling at (888) 946-8355

Opting out of Intelregistry.com

Intelregistry.com is a company providing many types of background checks and reports. In addition, inforegistry.com allows searching people and reversing search by phone numbers.

How to remove your information from intelregistry.com?

As a courtesy, you may opt-out of having your information appear in search results on this website. When you submit your written request to the Data Management Department as explained below, intelregistry.com will remove your identifying information such as your name, address, and phone number from the databases. Remember, this process does not remove your information from available public records; it only removes it from this website.

It is vital that the website can confirm your identity so they may locate and remove the correct information from their databases. They require that all data removal request forms are accompanied by official proof of identity, such as a state issued ID or a driver's license. This will ensure that they have fully matched the information you would like removed with the information stored on their databases. Please be sure to obscure or redact your photo and ID/driver's license number prior to sending them the copy of one of these documents.

Please print and complete the Data Removal Request form available at [opt_out_form.pdf](#)

Be sure to include any of the following reasons for your request:

FOR OFFICIAL USE ONLY

You are a state, local or federal law enforcement officer or public official and your position exposes you to a threat of death or serious bodily harm.

You are a victim of identity theft.

You are at risk of physical harm.

You have evidence the record is incorrect or expunged.

To help to locate the information you wish to be removed/withheld, you may provide intelregistry.com with the location of the data in question in a form of website/URL link.

Please fax or mail your Data Removal Request along with your proof of ID and copies of any applicable court orders to:

Fax: ** (617) 507-0410 ** (This fax number is for data opt-out requests ONLY. The Opt Out Compliance Department does not manage any customer related issues)

Please allow upwards of 30 days for to fully process your Data Removal Request.

Please note: intelregistry.com currently do not process Data Removal Requests by email or over the phone. They may not be able to process incomplete requests, which are missing proof of identification and/or vital information such as name, address and date of birth.

Opting out of Infotracer.com

InfoTracer provides online public records and record searches available today. Allows reconnecting with one another or simply learning more about a person of interest.

How to remove your information from infotracer.com?

Please fill out all the requested information on the Data Opt Out Request Form, which you can download by clicking [here](#). Be sure to include any of the following reasons for your request:

You are a state, local or federal law enforcement officer or public official and your position exposes you to a threat of death or serious bodily harm.

You are a victim of identity theft.

You are at risk of physical harm.

You have evidence the record is incorrect or expunged.

Provide the location of the profile in a form of website/URL link.

Please fax or mail your Data Opt Out Request along with your proof of ID and copies of any applicable court orders to:

Fax: 617-933-9946 (This fax number is for data opt-out requests ONLY. The Data Opt Out Department does not manage any customer related issues) *Opt Out Compliance Department **

**PO Box 990043 **

**Boston, MA 02199*

FOR OFFICIAL USE ONLY

Please allow upwards of 30 days to fully process your Data Opt Out request.

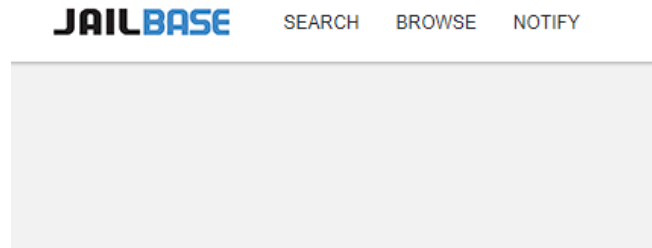
Opting out of Jailbase.com

Jailbase provides with database of recent arrests and county mugshots.

How to remove your information from jailbase.com?

Go to jailbase.com

Enter the first name, the last name. Specify the state and the county. Click "Search" button



Arrest Search

Search JailBase's extensive database of county arrest data.


John Smith

Florida ▼

Levy County Sheriff's Office, FL ▼

Find a result that matches whom you are looking for the most. Once you find a match, click on it.

Arrest Search Results 1 results for John Smith

| # | Mugshot | Name | Booked | County |
|---|---|------------|---------------------------|------------|
| 1 |  | John Smith | Booked over 180 days ago. | County, FL |



People Search Results Results for John Smith

| No | Name | State | Contact Info | Criminal Check |
|----|---------------|-------|--------------|----------------|
| 1. | SMITH, JOHN A | | ✓ | ✓ |
| 2. | SMITH, JOHN J | | ✓ | ✓ |
| 3. | SMITH, JOHN | | ✓ | ✓ |

Purchase this Record Get Original Mugshot

It could be removed in 30 days. We allow individuals to opt-out (remove their page after 30 days). Once that happens, this record is gone from JailBase.

Buy Now With PayPal for \$1,99



What You Get

- ✔ A JailBase booking report for **John Nolen Smith** containing the booking details (person's name, the booking agency, and the date the person was booked)
- ✔ Original Mugshot (without the JailBase logo!)
- ✔ Charge(s)
- ✔ Physical detail(s) of the person when booked (Gender, Race, Height, Weight, Eye Color, Hair)
- ✔ A copy of the source web page where we collected our data from
- ✔ Your report is available for viewing online instantly after purchase. A copy will also be emailed to you.

Buy Now With PayPal for \$1,99



Sample Report *

*Not all reports are the same. See "What You Get" above for what your report will contain.



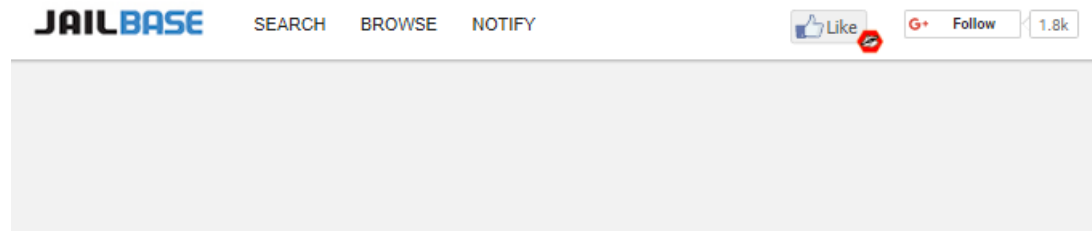
Money Back Guarantee if Not 100% Satisfied



Opt Out

On the next page find "Opt-Out" link and click on it.

Fill out the request opt-out form. Enter the email address and a mobile phone. You will receive a verification code in SMS. Click "Request Opt-Out" button.



opt out

We offer a free opt-out service to individuals who are posted on JailBase. Once an opt-out is requested for a page, we automatically remove the page 90 days from the date it was requested. We feel this balances the need for timely public arrest information and the needs of those arrested. To start, follow the instructions below.

request opt-out

You are requesting to Opt-Out the following individual: John [redacted] Smith

Your E-mail:

Opt-out instructions will be sent at this email

Mobile phone:

US Only. You will receive verification code in SMS. Enter number as +15555555555

Once an opt-out is requested for a page, jailbase.com automatically removes the page 90 days from the date it was requested.

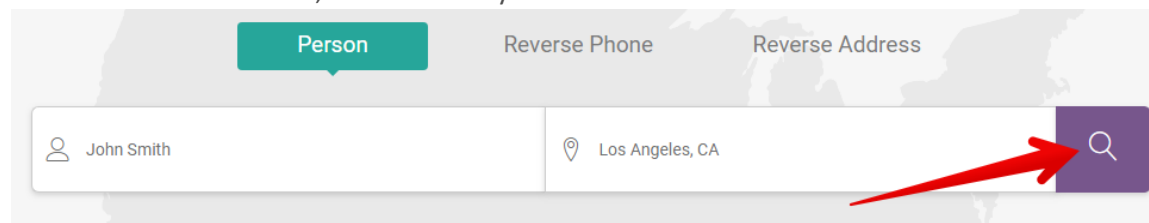
Opting out of JohnDoe.com

JohnDoe.com is a people-search website, which displays home addresses, phone numbers, links to relatives and neighbors, etc.

How to remove records from JohnDoe.com?

Visit johndoe.com.

Enter first and last names; choose the city and the state. Click "Search".



Find a result that matches whom you are looking for the most. Once you find a match, click “View details”.


133 Results for John Smith in Los Angeles, CA

John Smith
Age 49
Lives in Los Angeles, CA

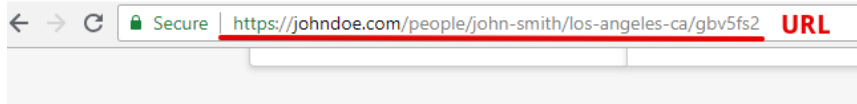
View Details

John Smith
Age Not Available
Lives in Los Angeles, CA

View Details



Copy the URL of your profile.




John Smith

49 years old

Address
W 69th St
Los Angeles, CA 90

Map **Satellite**

HYDE PARK **VAN NESS** **W Gage Ave**


A map showing the location of John Smith's address. The map displays a grid of streets with labels for "HYDE PARK", "VAN NESS", and "W Gage Ave". A location pin is placed on the map, corresponding to the address "W 69th St, Los Angeles, CA 90". The map includes a "Map" button and a "Satellite" button.

Go to [johndoe.com opt-out page](#).

Paste the URL of your profile and click "Next".

Opt-out of JohnDoe.com


You can opt out & have your listing removed from our directory. Copy & paste the URL of your profile.



Choose the reason why you want to keep your records private and click "Next".

Why do you want your information to be removed?


leave a comment



Upload your ID to confirm your identity. For security reasons, cross out the photo and numbers.

Upload your ID to confirm your identity

Please upload a copy of your ID to verify your identity. We will not use your ID information for any other purpose



By clicking "Submit" button I affirm that I am the person associated with this account, and I would like my information to be removed from JohnDoe listings.

Please allow for 72 hours before any changes reflected on the website. If you have any questions please contact our Customer Service at info@johndoe.com.

Opting out of Lifelock.com

Lifelock.com is a provider of proactive identity theft protection services for consumers and identity risk and credit worthiness assessment for enterprises.

How to remove your information from lifelock.com?

Go to the page <https://www.optoutprescreen.com/?rf=t>.

Press, “Click here to Opt-In or Opt-Out”

OptOutPrescreen.com
OPTOUTPRESCREEN.COM | FREQUENTLY ASKED QUESTIONS | CONTACT US | ABOUT US

OptOutPrescreen.com is the official Consumer Credit Reporting Industry website to accept and process requests from consumers to Opt-In or Opt-Out of firm offers of credit or insurance.

EQUIFAX **Experian** **Innovis** **TransUnion**
A world of insight

PREAPPROVED
John Doe
1234 Main Street
Anytown, USA

30 Electronic Offers for 5 Years
30 Electronic Offers for 5 Years

What are the benefits of receiving firm offers?

Equifax, Experian, Innovis, and TransUnion, (collectively the "Consumer Credit Reporting Companies"), encourage you to make an informed decision about receiving firm (preapproved / prescreened) offers of credit or insurance. There are several benefits of receiving firm offers.

- Consumers are provided with product choices
- Consumers learn about and have an opportunity to take advantage of offers that may not be available to the general public.
- Firm offers help consumers to "comparison shop", which may increase a consumer's buying power.

For more information on the benefits of receiving firm offers, click on the link below to view a PDF version of the report to Congress from the Federal Reserve on Unsolicited Offers of Credit and Insurance. See pages 32-40, "Benefits of Receiving Written Offers of Credit or Insurance"

Benefits of Receiving Written Offers of Credit or Insurance

What is the purpose of this website?

Under the Fair Credit Reporting Act (FCRA), the Consumer Credit Reporting Companies are permitted to include your name on lists used by creditors or insurers to make firm offers of credit or insurance that are not initiated by you ("Firm Offers"). The FCRA also provides you the right to "Opt-Out", which prevents Consumer Credit Reporting Companies from providing your credit file information for Firm Offers.

Through this website, you may request to:

- Opt-Out from receiving Firm Offers for Five Years - (electronically through this website).
- Opt-Out from receiving Firm Offers permanently - (mail Permanent Opt-Out Election form available through this website).
- Opt-In and be eligible to receive Firm Offers. This option is for consumers who have previously completed an Opt-Out request - (electronically through this website).

If you choose to Opt-Out, you will no longer be included in firm offer lists provided by these four consumer credit reporting companies. If you are not receiving firm offers because you have previously completed a request to Opt-Out, you can request to Opt-In. In doing so, you will soon be among the many consumers who can significantly benefit from having ready access to product information on credit and insurance products that may not be available to the general public.

Click Here to Opt-In or Opt-Out

Norton SECURED
powered by Symantec

Copyright © 2016 Opt Out Services LLC | Privacy Policy | Use of Site

Select “Electronic Opt-Out for Five Years” or “Permanent Opt-Out by Mail” and then press, “Submit”.

Fill in with the required information and press, “confirm”.

Personal Information

PLEASE PROVIDE ALL OF THE PERSONAL INFORMATION REQUESTED BELOW.

This information is needed to process your request.

Please refer to our [Privacy Policy](#) and [Frequently Asked Questions](#) to learn more about the use of and protection of this information.

First Name (required)
Middle Name or Initial
Last Name (required)
Suffix
Social Security Number - - *SSN will be encrypted for your protection*


Date of Birth:

Month: Day: Year:

Current Address: (required)

Street Address:
City:
State:
Zip:
Apt or Suite #

Telephone (ex: xxx-xxx-xxxx, no extensions)



For added security, please type in the characters you see to the left into box below.

[Click Here](#) to learn more about this security feature

I 'Confirm' my request to exclude my name on lists used for firm offers of credit or insurance. I hereby affirm that all information entered is my own and true, to the best of my knowledge.
 To cancel this request, select 'Cancel'

NOTE: If you have any other concerns about your privacy, send an email at privacy@lifelock.com, call 1-888-5OPTOUT or write at **LifeLock, Inc., Attn. Chief Privacy Officer, 60 E. Rio Salado Parkway, Tempe, AZ 85281.

Opting out of Locatepeople.org

Locatepeople.org is a people search service providing search by name and surname, location, age. In addition, locatepeople.org allows searching reverse email and phone numbers.

How to remove your information from locatepeople.org?

As a courtesy, you may opt-out of having your information appear in search results on this website. When you submit your written request to the Data Management Department as explained below, locatepeople.org will remove your identifying information such as your name, address, and phone number from the databases. Remember, this process does not remove your information from available public records; it only removes it from this website.

FOR OFFICIAL USE ONLY

It is vital that the website can confirm your identity so they may locate and remove the correct information from their databases. They require that all data removal request forms are accompanied by official proof of identity, such as a state issued ID or a driver's license. This will ensure that they have fully matched the information you would like removed with the information stored on their databases. Please be sure to obscure or redact your photo and ID/driver's license number prior to sending them the copy of one of these documents.

Please print and complete the Data Removal Request form available at [opt_out_form.pdf](#)

Be sure to include any of the following reasons for your request:

You are a state, local or federal law enforcement officer or public official and your position exposes you to a threat of death or serious bodily harm.

You are a victim of identity theft.

You are at risk of physical harm.

You have evidence the record is incorrect or expunged.

To help to locate the information you wish to be removed/withheld, you may provide [locatepeople.org](#) with the location of the data in question in a form of website/URL link.

Please fax or mail your Data Removal Request along with your proof of ID and copies of any applicable court orders to:

Fax: (617) 507-0410 (This fax number is for data opt-out requests ONLY. The Opt Out Compliance Department does not manage any customer related issues)

Opt Out Compliance Dept.

*PO Box 130369 **

**Boston, MA 02113*

Please allow upwards of 30 days for to fully process your Data Removal Request.

Please note: [locatepeople.org](#) currently do not process Data Removal Requests by email or over the phone. They may not be able to process incomplete requests, which are missing proof of identification and/or vital information such as name, address and date of birth.

Opting out of LookupAnyone.com

LookupAnyone is a company that provides information used to help identify and locate individuals.

How to remove your information from [lookupanyone.com](#)?

In order for LookupAnyone to opt out your public information from being viewable on the LookupAnyone website, fax the copy of your ID or driver's license. For security reasons cross out the photo and the driver's license number.

LookupAnyone needs to see the name, address and date of birth.

Please fax to 425-974-6194 and allow 7 to 14 days to process your request.

Opting out of LocateFamily.com

LocateFamily.com is a people-search website, which collect personal data such as first and last names, addresses, phone numbers, etc.

How to remove your information from locatefamily.com?

LocateFamily.com will remove a listing of information if a valid request is submitted via [a special form](#). LocateFamily.com will remove the listing of information if an individual can show that the information pertains to him/her and can provide substantiation of such a claim.

In order to have information removed; the individual must provide the full URL of the link on LocateFamily.com with a full name and a valid telephone number, as well as a valid and verifiable email address. If the email address provided is invalid or if no email address is provided, the request will be rejected.

Once this information has been received, LocateFamily.com will removed the link by disabling it from public viewing while it verifies the information. LocateFamily.com will contact the individual via the telephone or email provided to authenticate the request. If the telephone number or the email address is not provided, the request will be rejected.

If the information in question appears more than once, please submit a different request for each occurrence. Please SPECIFY AN ENTRY NUMBER (line number) so Locatefamily.com automated system knows exactly which item of information you are referring to. If the information in question appears on several pages, please submit a different request for each occurrence of each page.

All requests in which the required information is provided will be processed and the wishes of the individual making the request will be respected.

Opting out of Marriagerecords.org

Marriagerecords.org is a marriage records service-providing search by bride and groom names and ages, marriage date and location, filing number, correct and previous addresses.

How to remove your information from marriagerecords.org?

<http://www.marriagerecords.org/site-privacy.php>

As a courtesy, you may opt-out of having your information appear in search results on this website. When you submit your written request to the Data Management Department as explained below, marriagerecords.org will remove your identifying information such as your name, address, and phone number from the databases. Remember, this process does not remove your information from available public records; it only removes it from this website.

It is vital that the website can confirm your identity so they may locate and remove the correct information from their databases. They require that all data removal request forms are accompanied by official proof of identity, such as a state issued ID or a driver's license. This will ensure that they have fully matched the information you would like removed with the information stored on their databases. Please be sure to obscure or redact your photo and ID/driver's license number prior to sending them the copy of one of these documents.

FOR OFFICIAL USE ONLY

Please print and complete the Data Removal Request form available at [opt_out_form.pdf](#)

Be sure to include any of the following reasons for your request:

You are a state, local or federal law enforcement officer or public official and your position exposes you to a threat of death or serious bodily harm.

You are a victim of identity theft.

You are at risk of physical harm.

You have evidence the record is incorrect or expunged.

To help to locate the information you wish to be removed/withheld, you may provide [marriagerecords.org](#) with the location of the data in question in a form of website/URL link.

Please fax or mail your Data Removal Request along with your proof of ID and copies of any applicable court orders to:

Fax: 1-888-446-1229 (This fax number is for data opt-out requests ONLY. The Opt Out Compliance Department does not manage any customer related issues)

*Opt Out Compliance Department
P.O. Box 990142
Boston, MA 02117*

Please allow upwards of 30 days for to fully process your Data Removal Request.

Please note: [marriagerecords.org](#) currently do not process Data Removal Requests by email or over the phone. They may not be able to process incomplete requests, which are missing proof of identification and/or vital information such as name, address and date of birth.

You can contact Melissa by calling at 1 800 635 4772 or by sending your complete name (including any name variations), mailing address, complete telephone number (including area code) and email address to optout@melissa.com or to the below postal address.

Melissa Corporation
Attn: Opt-out Service
22382 Avenida Empresa
Rancho Santa Margarita, CA 92688-2112

Opting out of Mugshots.com

Mugshots.com is a search engine for Official Law Enforcement records, specifically booking photographs, mugshots. Originally collected and distributed by Law Enforcement agencies, booking records are considered and legally recognized as public records, in the public domain. Mugshots.com republishes these Official Records in their original form.

How to remove your information from [mugshots.com](#)

To get started call 1-800-810-3965 or follow the steps below.

Visit Mugshot's "unpublish mugshot" page.



Fill in the form with your personal information.

LET'S BEGIN, FILL OUT THE APPLICATION BELOW

Please provide your full name or the persons name you wish services to be provided for. *

First Last

Provide us with your email address. *

Please provide your best contact phone number *

Status of case- Choose from the drop down box below: *

Which service would you like to purchase? *

- 1 arrest including mugshot(s) - \$399.00
- 2 arrests including mugshots - \$798.00
- 3 arrests including mugshots - \$1197.00
- 4 arrests including mugshots - \$1479.00
- 5 arrests including mugshots - \$1799.00

Payment Required for Submission *

Unpublishtarrest.com offers an unsolicited paid submission service. This application CAN NOT be submitted with out receipt of payment.

Please check the appropriate box. *

- Please permanently unpublish this information.
- Please permanently publish this information.
- Please edit this published content.

Choose service you would like to purchase. This application CAN NOT be submitted without receipt of payment.

FOR OFFICIAL USE ONLY

LET'S BEGIN, FILL OUT THE APPLICATION BELOW

Please provide your full name or the persons name you wish services to be provided for. *

First Last

Provide us with your email address. *

Please provide your best contact phone number *

Status of case- Choose from the drop down box below: *

Which service would you like to purchase? *

- 1 arrest including mugshot(s) - \$399.00
- 2 arrests including mugshots - \$798.00
- 3 arrests including mugshots - \$1197.00
- 4 arrests including mugshots - \$1479.00
- 5 arrests including mugshots - \$1799.00

Payment Required for Submission *

Unpublisharrest.com offers an unsolicited paid submission service. This application CAN NOT be submitted with out receipt of payment.

Please check the appropriate box. *

- Please permanently unpublish this information.
- Please permanently publish this information.
- Please edit the published content.

Typically we don't distribute this info to outside parties. See our Terms of Service and Use.

After you click “submit”, you will be taken to checkout page. Please click the appropriate “add to cart” payment button and you will be taken to a confirmation page. Please confirm payment and click “check out”

You can pay with Visa, MasterCard or Discover. American Express is NOT accepted. Once payment is confirmed, you will receive an email confirmation.

Once your record is unpublished for The Mugshots.com Database, requests will be submitted to Google to remove any Mugshots.com related information from the Google search results.

Google’s removal lead times average 7-10 days and can take as long as 4-6 weeks.

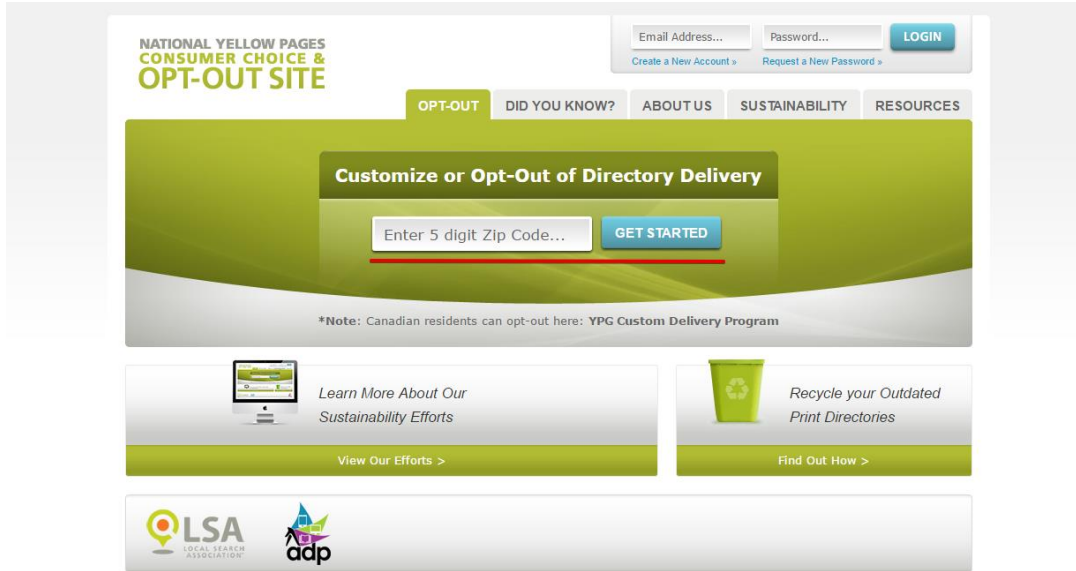
Opting out of Myyp.com

Myyp.com is the company that provides local search tools online with its Internet Yellow Pages.

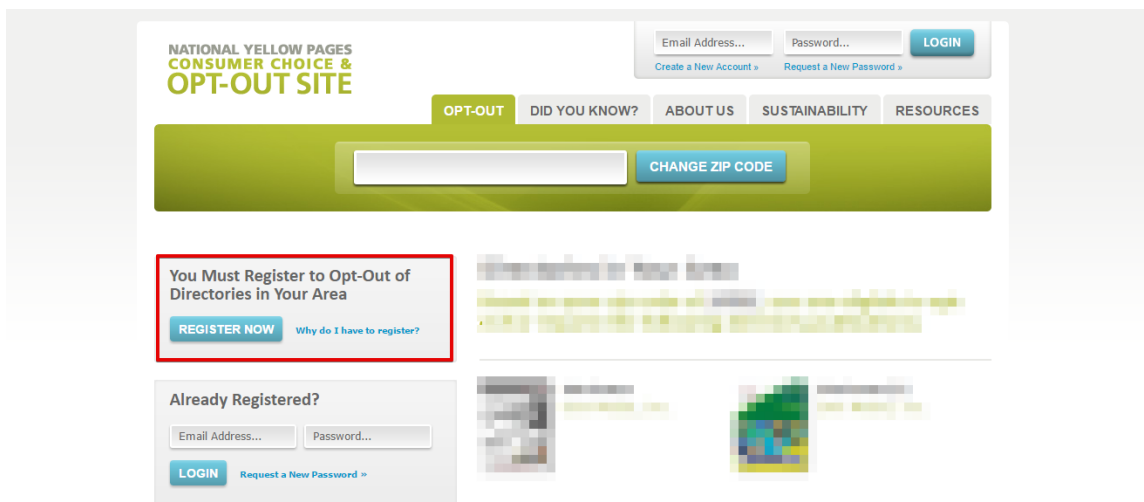
How to remove your information from myyp.com?

Go to <https://www.yellowpagesoptout.com/>

Fill in the field with your zip code



Click "Register now"



Fill in the necessary information.

Register to Opt-Out or to Select Which Directories You Wish to Receive

The following information is required, unless specified, to complete your opt-out process.

| | |
|--------------------------------|--|
| First Name: | Last Name: |
| <input type="text"/> | <input type="text"/> |
| E-mail address: | Confirm E-mail address: |
| <input type="text"/> | <input type="text"/> |
| Business Name (if applicable): | Phone Number: |
| <input type="text"/> | <input type="text"/> - <input type="text"/> - <input type="text"/> |

Delivery Address:

If you are an owner or management of a multi-unit dwelling or business, [please click here to be redirected](#)

| | |
|------------------------------------|--|
| Address Line 1: | Address Line 2 (apt, floor, suite, etc): *optional |
| <input type="text"/> | <input type="text"/> |
| City: | State: |
| <input type="text"/> | <input type="text" value="Select a state..."/> |
| Zip Code: | |
| <input type="text" value="10001"/> | |



What code is in the image?:

Enter the characters shown in the image.

I confirm that I am over 18 years of age.
This information will only be used for opt out purposes.

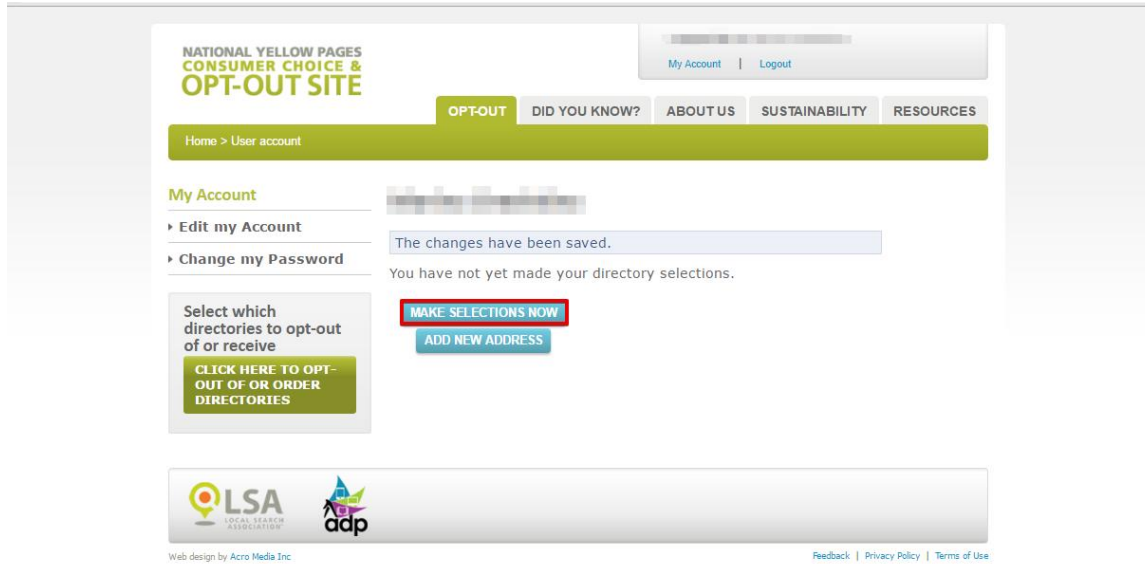
Already Registered?

| |
|---|
| <input type="text" value="Email Address..."/> |
| <input type="text" value="Password..."/> |

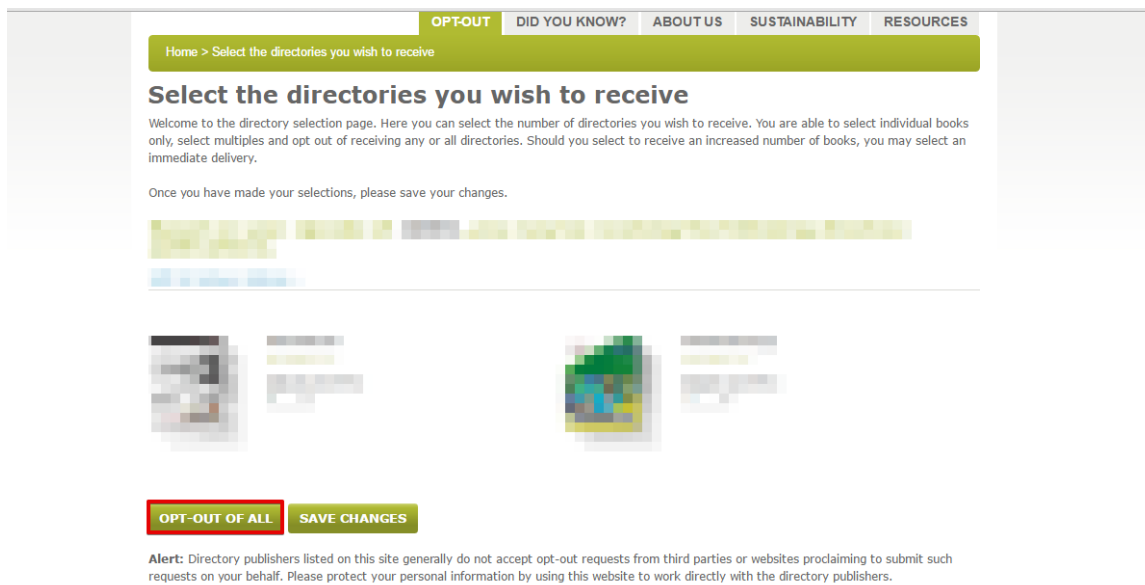
[Request a New Password >](#)

Your password and further instructions will be sent to your email address. Check your email and log in using your email address and a new sent password.

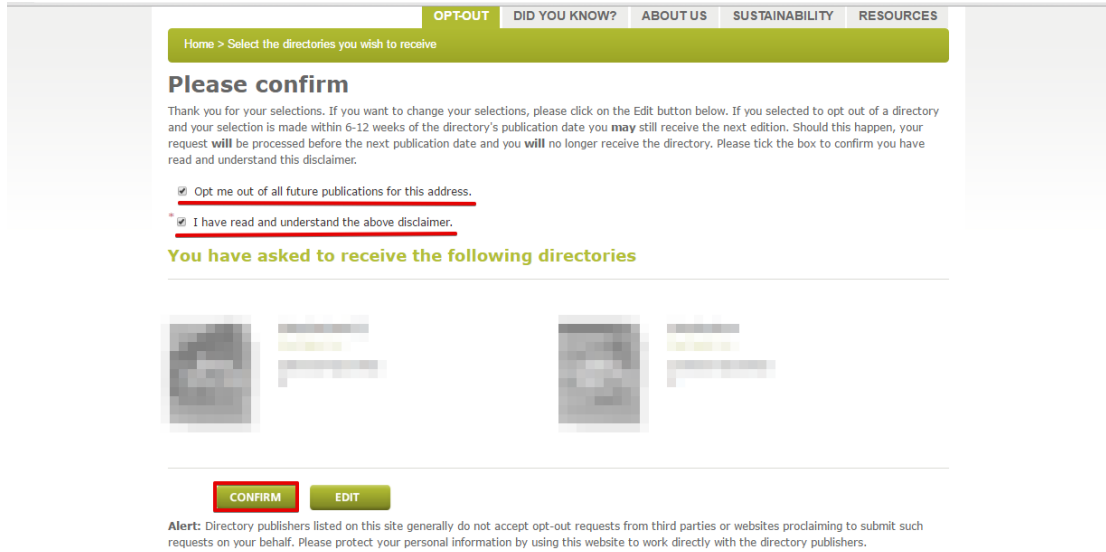
6. Press "Make selections now".



7. Adjust quantity of directories and press “opt-out of all” and then “save changes”



Tick the following and press, “confirm”



Your request will be processed and sent to the directory publishers.

Opting out of Myrelatives.com

MyRelatives.com is a people-search website that finds public records. You can find marriage, death, birth and divorce records.

How to remove your information from myrelatives.com?

To opt out of MyRelatives.com, you will need to contact them by writing [a letter](#) giving your:

First name

Middle initial

Last name

Aliases and A.K.A.'s

Current address

Former addresses (If possible going back 15 years)

Date of birth

It is also very helpful to include a printout of the records you wish to have suppressed. Send this letter to:

Attn: Opt-Out/MyRelatives.com 1915 21st St. Sacramento, CA 95811

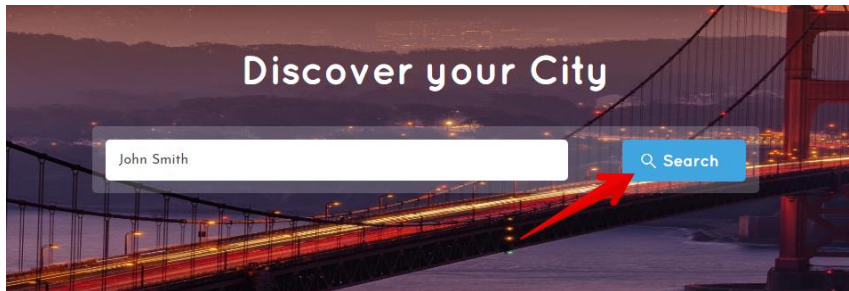
Opting out of Mashpanel.com

Mashpanel.com gathers information from a variety of different sources. It displays first and last names, city, state, home address and phone number.

How to remove your information from mashpanel.com?

Go to mashpanel.com

Search for someone to find the listing you want to remove. Click “Search” button.



If you did not find your record search again.

If you didn't find your record use the search below:

People lookup







First Name
John

Last Name
Smith

Select state
Alabama

Search

Select the person that best matches the name, and location of the person you are looking for.

- | | |
|---|--|
|  205-██████████ ██████████ County Road 73 Montevallo, AL ██████████ |  205-██████████ ██████████ Weems Rd Pinson, AL ██████████ |
|  256-██████████ ██████████ Randolph St SE Attalla, AL ██████████ |  256-██████████ ██████████ Meredith Ln SE Huntsville, AL ██████████ |
|  334-██████████ ██████████ State Highway 10 W Abbeville, AL ██████████ |  205-██████████ ██████████ Willow Ln Trussville, AL ██████████ |
- John W Smith**

Click “Delete” button to remove the profile

Alabama • Attalla • 35954 • John W Smith

John W Smith

(0) 📞 256-██████ 🌐 █████ Randolph St SE, Attalla, Alabama █████

🔗 Share ⓘ Claim Now ❤️ Add to favorites



Solve CAPTCHA.

Enter the answer below

📍 What's a sum of 6 + 2? (this is to prevent automated requests)

8

Submit

Mashpanel.com has permanently deleted the record from the web site. The name may still show up when you search for it, but will be removed within 2 weeks. This is because search engines keep a cached version of the page even after Mashpanel.com deletes it, but they normally update their records within days following your removal request.

Opting out of Makelia.com

Makelia.com is a people search website, which collects personally identifiable information such as first and last name, home address, city and state, phone numbers, emails, etc.

How to remove records from makelia.com?

Unfortunately, at this time makelia.com does not make changes to records as it is overwhelmed with opt out requests.

Opting out of Match.com

Match.com is an online dating site with more than 30 million users. Dating sites are tricky when it comes to deleting your profile. That is why they tend to make it as difficult as possible.

How to remove your information from match.com?

Log in to your profile on match.com.

Select the gear menu icon and select "My account settings".

Select "To suspend or delete your account, click here".

Select “To delete your account and permanently remove our profile from the site, click here”.

Confirm that you want to delete your account.

Opting out of Millionphone.net

Millionphone.net conducts reverse phone lookups across all the US. On the website, you can search the phone number and see the comments from other people.

How to opt out of Millionphone.com?

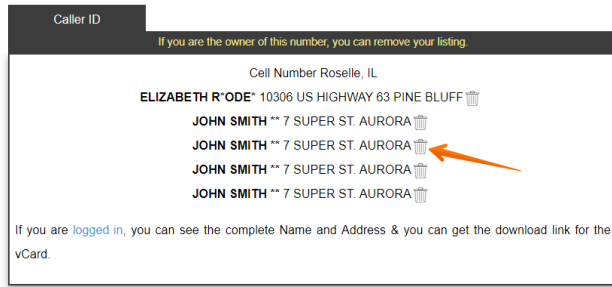
Go to millionphone.net and enter your name into the search bar.



Find the matching phone number and click on it.

| | |
|------------|------------|
| | John Smith |
| 7736273339 | J*HN** ** |
| | John Smith |
| 8157575343 | J*HN** ** |
| | John Smith |
| 6303806686 | J*HN** ** |
| | John Smith |
| 4058206975 | J*hn** ** |
| | John Smith |
| 7734919726 | J*hn** ** |
| | John Smith |
| 2017074914 | J*HN** ** |
| | John Smith |

Scroll down the page, find the caller ID related to your phone number and click on a trash can.



Fill out the requested removal form and click on 'Send'. Your removal request has been sent give it some time to process.

Name:

John

Surname:

Smith

Email:

[Redacted]@.com

Data:

JOHN SMITH , AURORA

Reason:

I want to keep my information private.

Send

Opting out of Numberinvestigator.com

Numberinvestigator.com collects free information on approximate location, phone number city, and phone carrier data. Company's database includes reports of numbers used by telemarketers, scammers, debt collectors and other annoying callers.

How to remove your information from numberinvestigator.com?

In order to remove any complaints appearing on our Website, Numberinvestigator.com needs to verify your identity and requires faxed proof of identity. It can be a state issued ID card or driver's license. If you are faxing a copy of your driver's license, please cross out the photo and the driver's license number. It is needed the name, address and date of birth.

Fax to (425) 974-2210 and allow 2 to 3 weeks to process your request. Numberinvestigator.com will only process opt out requests received by fax and no request will be processed without complete

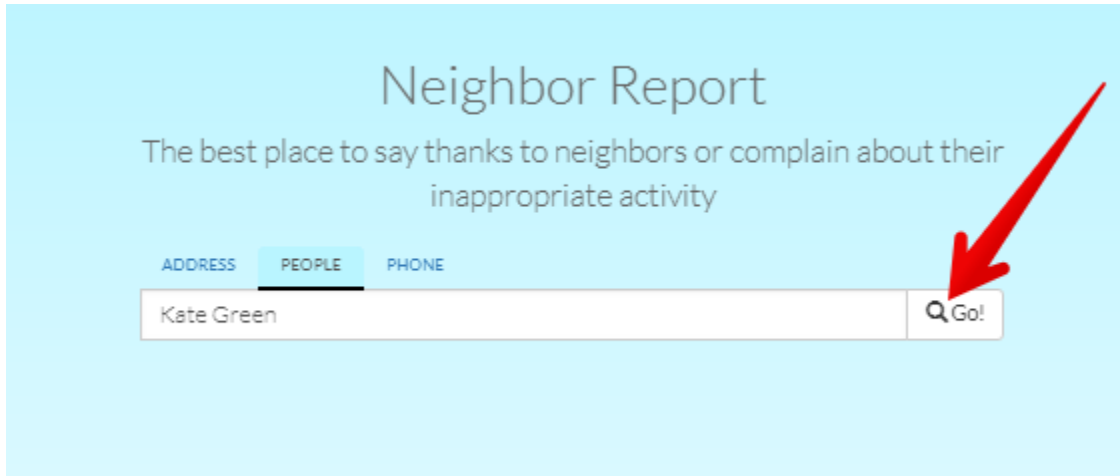
information (i.e., name, phone number and date of birth). Requests for opt out will not be processed over the phone or via email.

Opting out of Neighbor.Report

Neighbor.Report collects publicly available data about addresses, residents, and phone numbers.

How to remove your information from neighbor.report?

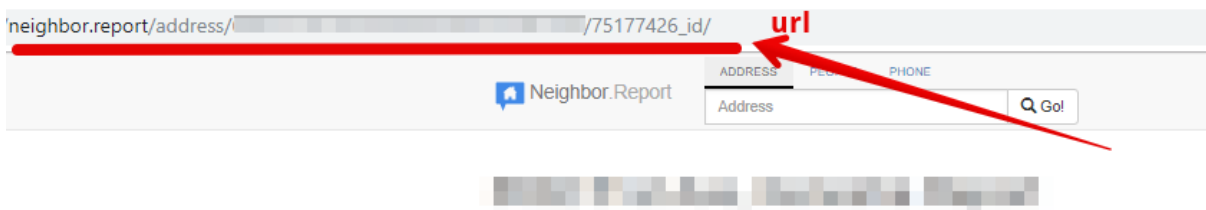
Visit [the website](#). Enter your name/address or a phone number and click 'Go'.



Find the record that matches your search criteria and click on it.

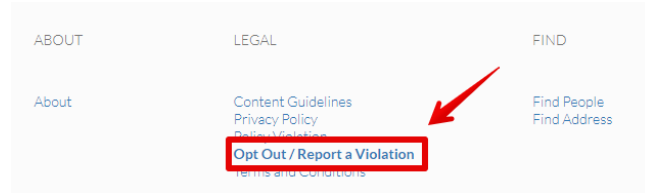


Copy the link connected to your record.



Get back to the main page and scroll it down.

Find the 'Opt Out/Report Violation' link and click on it.



Fill out the removal form, enter your name, email and residential address, paste the URL, and choose the reason for violation, tick reCAPTCHA and click on the 'Next step' button.

Your Name*

Your Email*

URL/PAGE ALLEGEDLY CONTAINING INAPPROPRIATE CONTENT

URL*


Please enter the address of the page where you saw the information you want us to remove, i.e:
https://neighbor.report/address/181-Windsor-Pl-Brooklyn-NY-11215-USA/57411907_id/

Residential Address*

Please enter the full address of the person(s) whose information you want us to remove from the website, i.e:
1600 Pennsylvania Ave NW, Washington, DC 20500, USA.

Violation*

- Harassment:** engagement, inciting and/or targeting abuse against others, including but not limited to bullying and stalking.
- Abusive Behavior:** included threats, hateful conduct based on a person's race, national origin, ethnicity, religious affiliation, age or disability.
- Publishing of Private Information not readily available from Public Sources:** this includes but is not limited to social security numbers, credit card and bank account numbers, account passwords, complete birth dates (including day, month and year), any image that shows a signature, intimate photos or video.
- Publishing False or Misleading Content:** any content that can mislead, confuse or deceive others. Promoting any third-party services not affiliated with NR
- Copyright and/or Trademark Infringement**
- Unlawful Purpose or in furtherance of illegal activities**

I'm not a robot  reCAPTCHA Privacy - Terms

FOR OFFICIAL USE ONLY

Click on the 'Remove' button next to information you would like to remove, and then click 'Apply'.

Remove data from [https://neighbor.report/address/\[redacted\]/75177426_id/](https://neighbor.report/address/[redacted]/75177426_id/)

Remove persons

| | |
|------------|--------|
| [redacted] | Remove |
| [redacted] | Remove |
| [redacted] | Remove |
| [redacted] | Remove |
| [redacted] | Remove |

Remove phones

| | |
|------------|--------|
| [redacted] | Remove |
| [redacted] | Remove |

Apply

 **Success!**

As you requested, we've removed your data from the Neighbor Report website.

As you requested, neighbor.report has removed your data from its website.

Opting out of OKCaller.com

Instant Reverse Telephone Number Search. Search by Name.

How to remove your information from OkCaller.com?

Go to okcaller.com .

Create an account.



Registration

Full Name

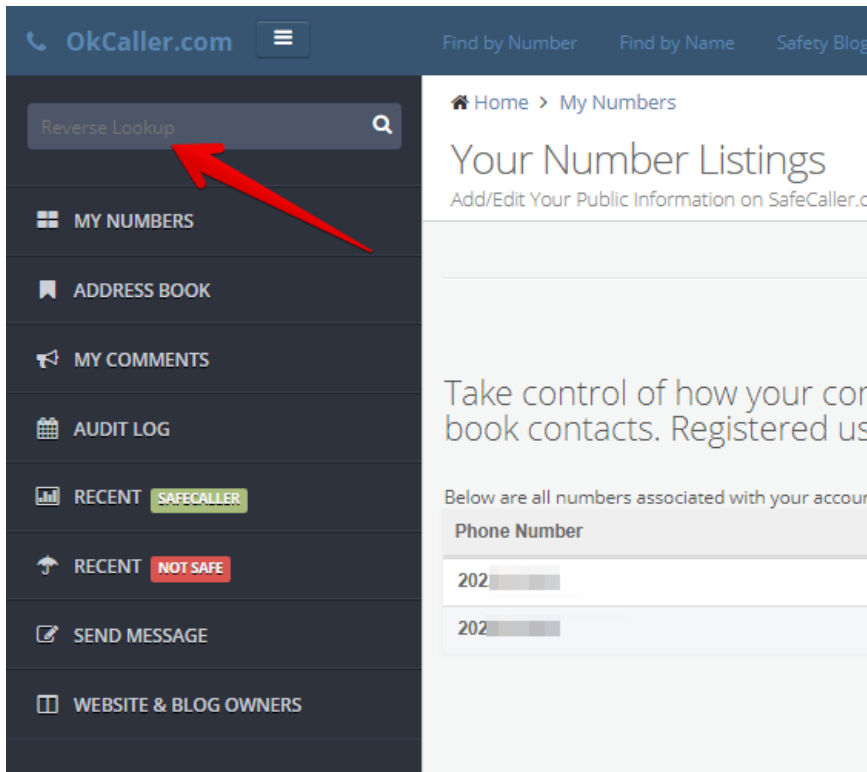
Email address

Password

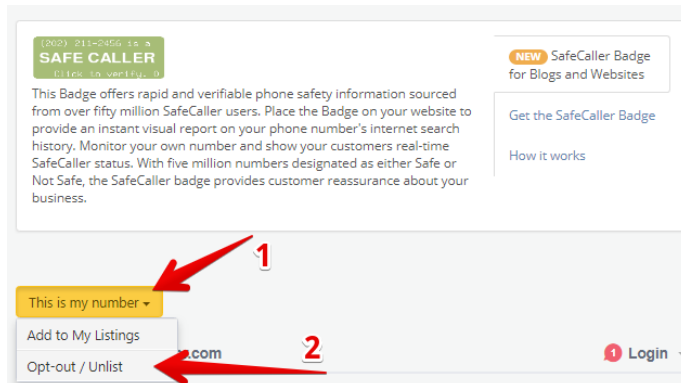
Repeat Password

I agree to the [Terms of Service and Privacy Policy](#)

On your personal dashboard, enter the phone number and address you want to opt out.



Find a result that matches whom you are looking for. Scroll the page down; find yellow button “This is my number”. Then choose “Opt-out/unlist”.



That is all. Okcaller will not display your records any longer.

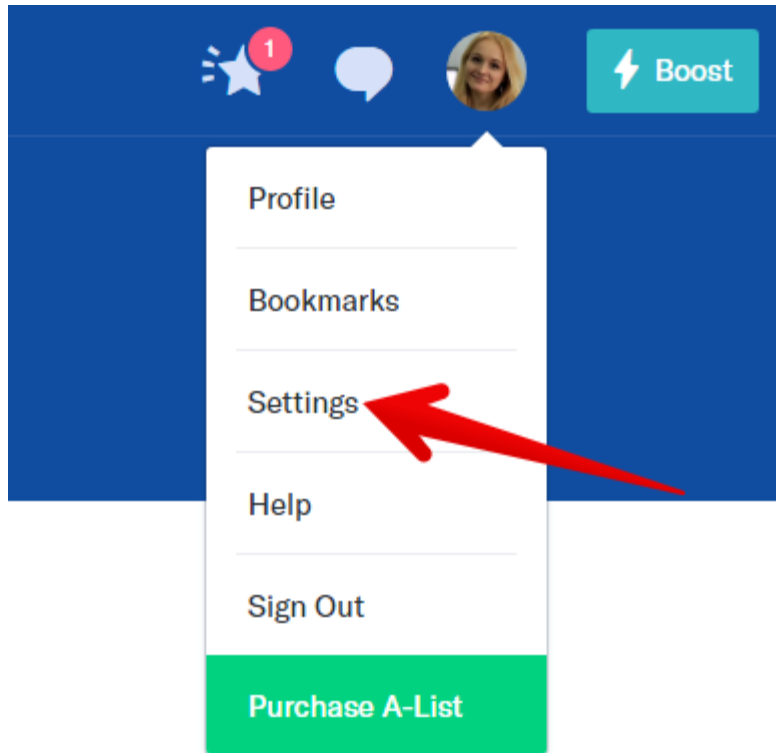
Removing your OkCupid account

OkCupid is an American-based, internationally operating online dating, friendship, and social networking website that features multiple-choice questions in order to match members.

How to delete OkCupid account?

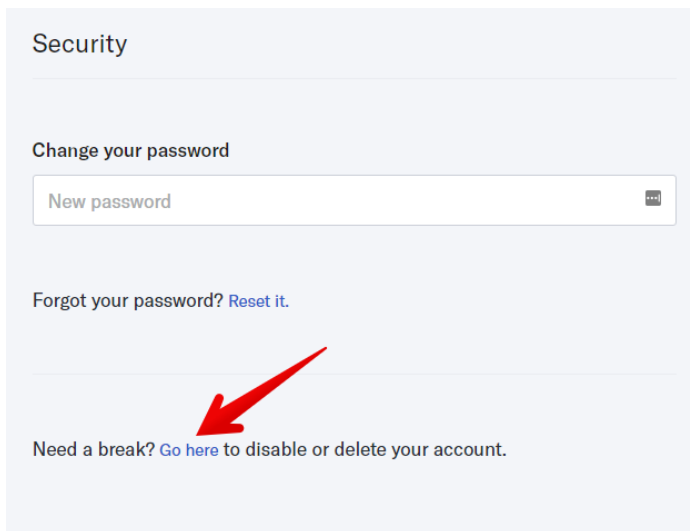
Sign in to okcupid.com.

Click your icon.



Choose “Settings”.

Scroll down the page. Find the sentence “Need a break? Go here to disable or delete your account”.



Click “Go here” link.

Click “Delete account”.

Need a break? ✕

Disable your account and come back any time. Deleting your account is permanent. Either way, we'll stop sending you emails.


Disable your account

- Your profile will appear deleted, but we'll keep everything for you.
- Simply sign in at any time re-enable your account.

[Disable account](#)

Delete your account This is permanent!

- If you want to join again, you'll need to create a new account from scratch.

[Delete account](#) 

Confirm your password and click "Delete".

Delete your account ✕


Care to tell us why?

- I met somebody on OkCupid!
- I met somebody elsewhere.
- There aren't enough people in my area.
- I prefer another dating app or website.
- The ads are too annoying.
- I received too many unwanted messages.

Comments?

Confirm

Forgot your password? [Reset it.](#)

[Delete](#) [Cancel](#) 

Your account has been deleted.

Opting out of oklavoters.com

Registered Voters in the State of Oklahoma, U.S.A. as of 2 January 2016.

How to remove your information from oklavoters.com

Open [oklavoters.com removal request policy](#) and read it.

Copy and fill out the form below.

REQUEST FOR REMOVAL OF INFORMATION

SURNAME: _____

GIVEN NAME(S): _____

VOTER I.D. NUMBER & STATE (IF SHOWN ON WEBSITE): _____

VOTER'S ADDRESS AS SHOWN ON WEBSITE: _____

VOTER'S BIRTH DATE AS SHOWN ON WEBSITE: _____

I attest that I am the person whose information appears above, and I hereby ask Tom Alciere to remove information about me from his websites.

_____ Date _____ 20____

Signed and attested before me, a notary public, on this the _____

day of _____ 20____

My commission expires _____ 20____

Do not bother wasting postage if this form is not notarized or if you cannot write the webmaster's name correctly on the envelope. If you are worried about check forgery, sign with your other hand, so it will not match the signature card at the bank.

Mail this form to: Tom Alciere, 67 Technology Way, Nashua NH 03060.

Opting out of Open-Public-Records.com

Open-Public-Records.com accesses data available from various unaffiliated external public sources. The majority of the records are held by federal, state and local entities.

How to remove your information from open-Public-Records.com

Go to http://www.open-public-records.com/records_removal.htm

Type First name, Last name, and email address (for opt-out confirmation)

Copy and paste the URL of the page your information is to be removed.

Type in the reason for requesting your information to be removed.

Opting out of OpenPasts.com

OpenPasts.com is a centralized public records database.

How to remove your information from openpasts.com?

Visit <https://openpasts.com/Contact>. Leave your name, email and a message. Solve ReCAPTCHA and press "Send Message" button.

Have a question? Send us a message!

*If you are inquiring about a record found on this site please include the URL and/or full name, arrest date, and county. Non-uniquely identifiable record inquiries will be ignored.

Name

Email

Message

Centre Gladstone

Type the text

Privacy & Terms

reCAPTCHA

Send Message

View [privacy policy](#).

Opting out of PeepDB.com

No instructions listed

Opting out of peepdb.com

PeepDB is a free people look up and search engine along with a mapping tool known as PeepDB Maps.

How to remove your information from PeepDB.com?

To request removal from the PeepDB directory, navigate to the listing you would like removed and scroll to the bottom of the page.


Then click on the Remove This Listing link to begin the process of removal.

To request removal from the PeepDB directory, please complete the request form.


Removal Request For _____



Please enter the email where you would like the removal confirmation for _____ to be sent.


Email address

Enter email 

Captcha Verification



Type the text   [Privacy & Terms](#)



Captcha Verification is needed in order to stop Internet bots.

Removal requests are limited to one request per I.P. per 3 days.

Please allow up to 5 days to complete depending on the number of requests in front of yours.

You will receive an email confirmation once removal is complete.

Opting out of People.Yellowbook.com

People.yellowbook.com provides its users with the local yellow pages information

How to remove your information from people.yellowbook.com?

Go to <https://www.yellowpagesoptout.com/>

Enter Zip Code and press "Get Started"

Register.

Check your mailbox, find the letter from National Yellow Pages, and log in by clicking the link

Enter the email and password

Press, "Click here to opt out of or order directories"

Press, "Opt out of all"

Press "Save changes"

Tick "Opt me out of all future publications for this address"

Tick "I have read and understand the above disclaimer"

Press "Confirm"

Opting out of PeopleByName.com

PeopleByName.com is a people search and reverse phone lookup engine.

How to remove your information from PeopleByName.com?

Go to <http://www.peoplebyname.com/remove.php>

Fill out the Removal Form with your First Name, Last Name, Email address, Record ID, Reason for removal.

Removal Form

First name:

Last name:

Email address:

We'll send you a notification email when we have this record removed.

Record ID:

Record ID:

Record ID:

Record ID:

Record ID:

The Record ID is located at the top right corner of each record in our people directory.

Reason for removal:

I'm not a robot

hCAPTCHA
Privacy - Terms

Request Removal

Tick the CAPTCHA

Press “Request Removal”

The removal process usually takes less than 24 hours.

You will be notified via email as soon as PeopleByName.com removes your records.

Opting out of PeopleCheckPro.com

Peoplerecords.com is a company providing background checks. Peoplerecords.com collects and shows name, age, location, marital status. In addition, peoplerecords.com provides police, arrests, and court, criminal and business records.

The website is managed by InfoPay.com and currently does not provide the service. To contact PeopleCheckPro, please send an email to support@peoplecheckpro.com.

Opting out of Peoplefinderonline.net

Peoplefinderonline.net is a huge database providing people search by name, surname and location.

How to remove your information from peoplefinderonline.net?

As a courtesy, you may opt-out of having your information appear in search results on this website. When you submit your written request to the Data Management Department as explained below, peoplefinderonline.net will remove your identifying information such as your name, address, and phone

number from the databases. Remember, this process does not remove your information from available public records; it only removes it from this website.

It is vital that the website can confirm your identity so they may locate and remove the correct information from their databases. They require that all data removal request forms are accompanied by official proof of identity, such as a state issued ID or a driver's license. This will ensure that they have fully matched the information you would like removed with the information stored on their databases. Please be sure to obscure or redact your photo and ID/driver's license number prior to sending them the copy of one of these documents.

Please print and complete the Data Removal Request form available at [opt_out_form.pdf](#)

Be sure to include any of the following reasons for your request:

You are a state, local or federal law enforcement officer or public official and your position exposes you to a threat of death or serious bodily harm.

You are a victim of identity theft.

You are at risk of physical harm.

You have evidence the record is incorrect or expunged.

To help to locate the information you wish to be removed/withheld, you may provide peoplefinderonline.net with the location of the data in question in a form of website/URL link.

Please fax or mail your Data Removal Request along with your proof of ID and copies of any applicable court orders to:

Fax: (617) 507-0410 (This fax number is for data opt-out requests ONLY. The Opt Out Compliance Department does not manage any customer related issues)

*Opt Out Compliance Dept.
PO Box 130369
Boston, MA 02113*

Please allow upwards of 30 days for to fully process your Data Removal Request.

Please note: peoplefinderonline.net currently do not process Data Removal Requests by email or over the phone. They may not be able to process incomplete requests, which are missing proof of identification and/or vital information such as name, address and date of birth.

Opting out of Peoplelookup.com

Peoplelookup.com is a people-search website, which advertises the ability to provide with all possible information about a person taken from its database. In addition, it offers different ways for people searching via reverse phone lookup, background check, searching by phone number or by SSN.

How to remove your information from peoplelookup.com

Fax a copy of the proof of your identity with name, address and date of birth to 425-974-6194. Proof of identity can be a state issued ID card or driver's license. If it is a copy of a driver's license, please cross out the photo and the driver's license number.

Alternatively, mail a copy the proof of your identity with name, address and date of birth to PeopleLookup.com Consumer Affairs PO Box 808 Bothell, WA 98041-0808

Allow 7-14 days to process your request

Opting out of PeopleRecords.com

PeopleRecords.com is a background check website, which collects and shares personal data such as first and last names, current and previous addresses, phone numbers, etc. The website might be temporarily down or it may have moved permanently to a new web address.

Opting out of PeopleSearch.com

PeopleSearch.com contains information about the vast majority of US citizens. It collects personal addresses, phone numbers, date of birth, etc.

How to remove your information from PeopleSearch.com?

The website is affiliated with WhitePages. Please, follow White Pages opt-out instruction [here](#).

Opting out of PeopleSearchNow.com

~~Title: How to remove personal information from PeopleSearchNow.com ~~

PeopleSearchNow.com helps you find people and learn more about them from public records and background checks.

How to remove your information from PeopleSearchNow.com

PeopleSearchNow.com values your privacy and, upon written request, can block your records from being shown in many, but not all, of their search results. To do so, you should contact them by **writing a letter** giving them your:

First name

Middle initial

Last name

Aliases and A.K.A.'s

Complete current address

Complete former addresses going back 15 years

Date of birth - including month, day, and year

It is also very helpful to include a printout of the records you wish to have suppressed.

Send this letter to:

Opt-Out/PeopleSearchNow.com

1821 Q Street

Sacramento, CA 95811

Opting out of Persopo.com

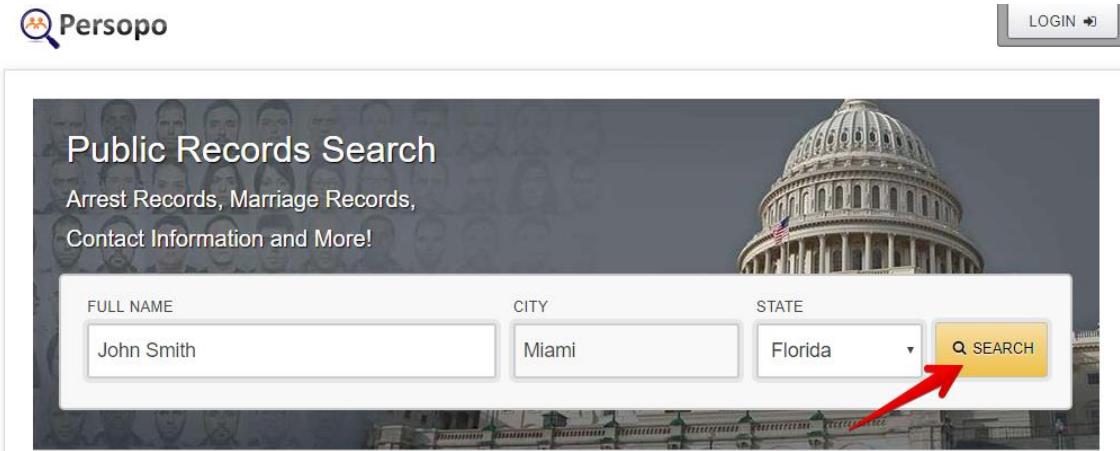
Persopo.com provides an easy access to public records such as criminal, marriage data, background check on co-workers etc.

How to remove your information from persopo.com?

Persopo.com gathers records from federal, state, county and municipal databases. The Opt Out process consists of several steps listed below, and the customer do not have to be a Persopo’s member.

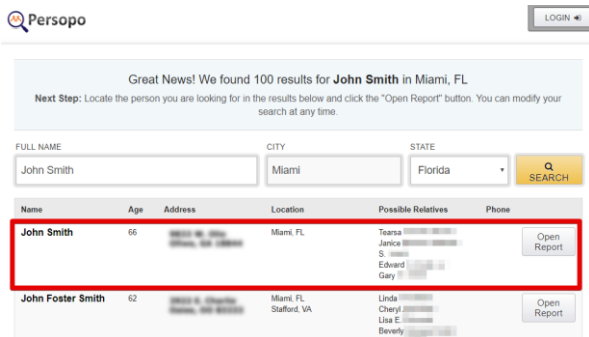
Visit persopo.com

Do a search for yourself.



Find the listing that matches you by name, age, location, and/or possible relatives.

Copy the entire listing in text format (please no screenshots or links).



Send it to persopo.com at support@persopo.com. You can also mail your Opt Out requests to:

Persopo.com

Attention: Opt Out Dept.

848 N. Rainbow Blvd., Suite 20
Las Vegas, NV 89107

The removal request will be completed within 10-20 business days. The exact dates depend on how many requests are being processed at that time. As your Opt Out request has been completed Persopo will additionally add your name to an ever-growing list that it maintains with data providers to try and not add your information in the future.

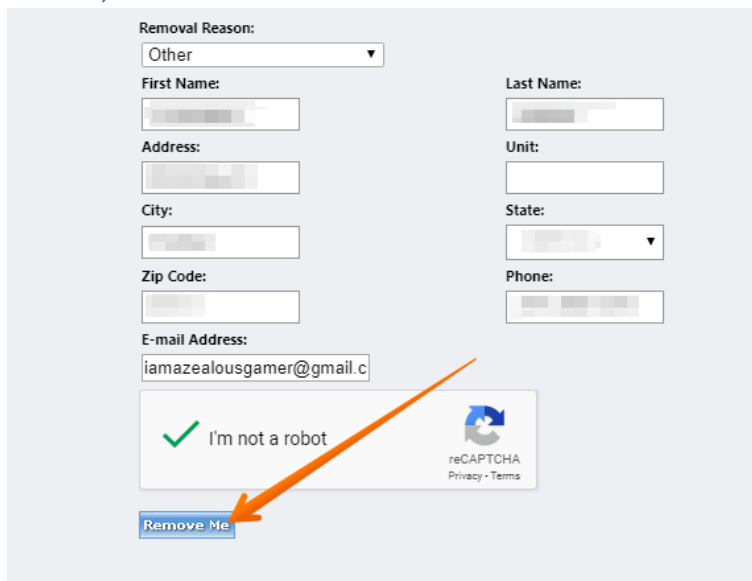
Opting out of PeopleFinder.com

PeopleFinder.com database contains names, phone numbers and addresses as well as a host of other valuable information. From reverse phone lookups and reverse, address searches to in-depth people searches.

How to remove your information from peoplefinder.com?

Follow the [removal link](#) to start an opt-out process.

Select the removal reason, enter your first and last name, address, unit, city, state, zip code, phone number, email and tick ReCAPTCHA. Then click "Remove Me".



Your removal request will be processed within 1 business day.

Opting out of Phonebook.com

Phonebook.com provides users with yellow pages, white pages, and web directory listings.

How to remove your information from Phonebook.com?

You have to remove your information from Intelius because instant report data of Phonebook.com is powered by [Intelius](#).

Opting out of Phonebooks.com

Phonebooks.com offers three different types of people searches and an international telephone directory.

How to remove your information from phonebooks.com?

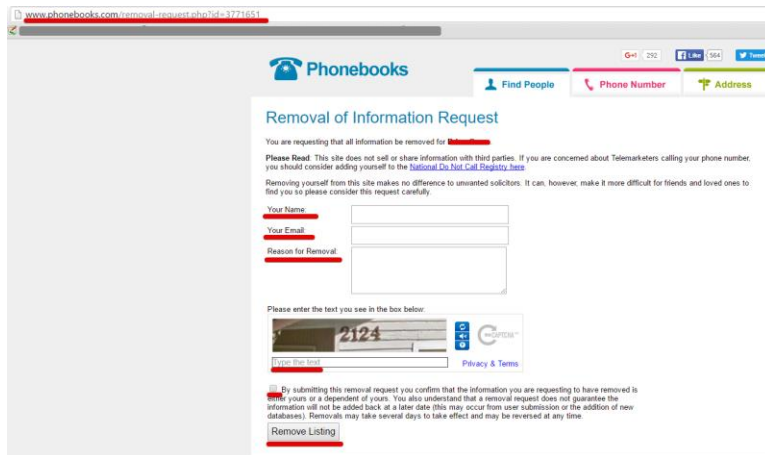
<http://www.phonebooks.com/contact.html>

Find your name results page. You can locate this page by searching with your name and location (if you have found yourself using a phone number or address search click on the name identified on those results pages and this too should direct you to your name results page).

Find the “Request This Person Be Removed” link in the bottom right hand corner of the page.

Click this link. You will be taken to the removal request form.

Fill out the form with your name, Email, Reason for removal.

A screenshot of the Phonebooks.com website showing a 'Removal of Information Request' form. The form includes fields for 'Your Name', 'Your Email', and 'Reason for Removal'. Below these fields is a CAPTCHA section with the instruction 'Please enter the text you see in the box below:' and a box containing the number '2124'. At the bottom of the form, there is a checkbox for 'By submitting this removal request you confirm that the information you are requesting to have removed is either yours or a dependent of yours...' and a 'Remove Listing' button.

Type the text in CAPTCHA

Tick “By submitting this removal request you confirm that the information you are requesting to have removed is either yours or a dependent of yours”

Press “Remove Listing”.

Removals may take several days to take effect.

Note, to protect its site from attacks Phonebooks.com must limit removal request to one per household, per day.

Opting out of Phonenumbr.com

Billions of calls and texts are sent using WhitePages apps every month. Together with reports made by users, it is possible to monitor numbers that are committing swindles, which can give users spam alerts for their incoming calls and texts in real time.

How to remove your information from whitepages.com

Go to WhitePages using your computer and click on “More” and then “Remove From Directory” located in the footer. If you already have an account, please log in and skip to step 4.

To create an account, you need to provide a valid email address. You will receive an email with a link to verify your email address. Click the “Verify my email” link provided.

Once you verify your email, you will then be taken to the “Opt-out of WhitePages” screen where you copy and paste the URL to the exact listing you wish to have removed. Each page has its own unique web address (URL). This is how your computer locates the web page that you are trying to access. To find the URL, go to the top of your browser, use the “People” search function for your name, and click on your listing. Copy that line and paste it in the removal field. An example of a URL is <http://www.whitepages.com/name/John-Doe/Seattle-WA/6u3wkef>.

Once you paste the URL into the field, you will need to verify that the listing you wish to remove is the one being displayed by clicking on “Remove this info from WhitePages”.

You will need to verify with a phone number in order to remove the information. This can be the number listed on the profile or, if you no longer have access to that phone number, or no number is listed, you can enter in a phone number for verification only. This information will not be added to any listing and is only used for verification purposes.

You will receive a call once you click “Call now to Verify,” which will give you the option to either remove (press 1) or cancel the removal request (press 2).

Once you follow the steps, the listing is removed from Whitepages.com.

Opting out of Phoneowner.com

Phoneowner is a complete directory of nearly every landline and cell phone number in use today. It is a free phone book with both white and yellow pages. It can also be used as a free reverse phone lookup service.

How to remove your information from Phoneowner.com?

Since Phoneowner.com is an affiliate website of Radaris.com, you need to first remove your records from this website. Please follow [Radaris opt-out instruction](#).

Opting out of Phoneregistry.com

Phoneregistry.com is a company-providing search by mobile, landline or unlisted phone numbers.

How to remove your information from phoneregistry.com?

As a courtesy, you may opt-out of having your information appear in search results on this website. When you submit your written request to the Data Management Department as explained below, phoneregistry.com will remove your identifying information such as your name, address, and phone number from the databases. Remember, this process does not remove your information from available public records; it only removes it from this website.

It is vital that the website can confirm your identity so they may locate and remove the correct information from their databases. They require that all data removal request forms are accompanied by

FOR OFFICIAL USE ONLY

official proof of identity, such as a state issued ID or a driver's license. This will ensure that they have fully matched the information you would like removed with the information stored on their databases. Please be sure to obscure or redact your photo and ID/driver's license number prior to sending them the copy of one of these documents.

Please print and complete the Data Removal Request form available at [opt_out_form.pdf](#)

Be sure to include any of the following reasons for your request:

You are a state, local or federal law enforcement officer or public official and your position exposes you to a threat of death or serious bodily harm.

You are a victim of identity theft.

You are at risk of physical harm.

You have evidence the record is incorrect or expunged.

To help to locate the information you wish to be removed/withheld, you may provide [phoneregistry.com](#) with the location of the data in question in a form of website/URL link.

Please fax or mail your Data Removal Request along with your proof of ID and copies of any applicable court orders to:

Fax: 617-933-9946 (This fax number is for data opt-out requests ONLY. The Opt Out Compliance Department does not manage any customer related issues)

*Opt Out Compliance Department
PO Box 990043
Boston, MA 02199*

Please allow upwards of 30 days for to fully process your Data Removal Request.

Please note: [phoneregistry.com](#) currently do not process Data Removal Requests by email or over the phone. They may not be able to process incomplete requests, which are missing proof of identification and/or vital information such as name, address and date of birth.

Opting out of PrivateEye.com

PrivateEye.com is a solution for People Search, Phone number look up, Background checks, Criminal checks, Vital record search – birth, death, marriage and more.

How to remove your information from [privateeye.com](#)?

<http://www.privateeye.com/static/view/help#RemoveFromRecords>

Send a letter containing the following information:

First Name, Last Name, Middle Initial, Aliases and AKA's, Complete current address, Complete former addresses, going back 20 years, Date of Birth - MM/DD/YYYY

With your letter, please include a print out of the records that you wish to have suppressed, and send both to:

Opt-Out/PrivateEye.com, Po box 110850, Naples. FL 34108

Opting out of ProfileEngine.com

The Profile Engine makes it much easier to find your friends online and provides powerful new search tools for meeting new people, making friends and dating.

How to remove your information from ProfileEngine.com?

<https://profileengine.deskpro.com/kb/articles/16-how-do-i-delete-my-profile-completely>

Log in

If you do not already have the password then you will need to claim the profile first:

<http://profileengine.com/claimprofile>

When you claim a profile you will be sent a username and password by email, then simply click the blue “Log in” button at the top of the page to log in.

Once you have completed the login process you can then delete your profile automatically by clicking here: <http://profileengine.com/deleteprofile>

In order to prevent your profile from appearing on profile engine or other search engines in future we recommend that you delete it entirely from Facebook - you should not rely on Facebook to respect your privacy settings.

Opting out of public-record-results.com

Public record results in the United States.

How to remove your information from public-record-results.com?

Public-record-results.com is an aggregator that provides information about public record search resources and background checks resources. Public-record-results.com does not gather, collect, or maintain any of the public record data or publicly available data displayed on its pages or its linked pages other than those records created by the user.

Opting out of Public-record-site.com

Public-record-site.com is a free public record search service to the consumer, helping get results for background checks and people searches.

Visit public-record-site’s opt out page, and search using your First Name, Last Name, and State.

When you find your record, click the green button, which says, “That’s Me”.

Provide your email address in the form for confirmation, and click “Send Verification Email”.

Public-record-site will email you a link, which you need to click.

Once you receive email confirmation that public-record-site has processed your opt-out request, your record will come down from their website the next time their server refreshes, which should take about 24 hours

Opting out of PublicRecords.Directory

Public info directory is a website that provides free access to view all sorts of public data. They have all types of data available to search for, including property records, vehicle records, business registration records, voter records, and many more! Their search lets you find people in the United States, as well as addresses, phone numbers, emails, and much more information.

How to remove your information from PublicRecords.Directory?

The PublicRecords.Directory opt-out process differs because it does not allow you to open personal profile and copy the accurate URL address. As a rule, people-search website asks for a URL address to remove exactly your profile and not somebody else's. This time you need:

Write in a Google search:

site:publicrecords.directory [your first name and last name].

When search results show up, find the one that contains your data and belongs to PublicRecords.Directory website. Click it.

Google site:publicrecords.directory John Smith

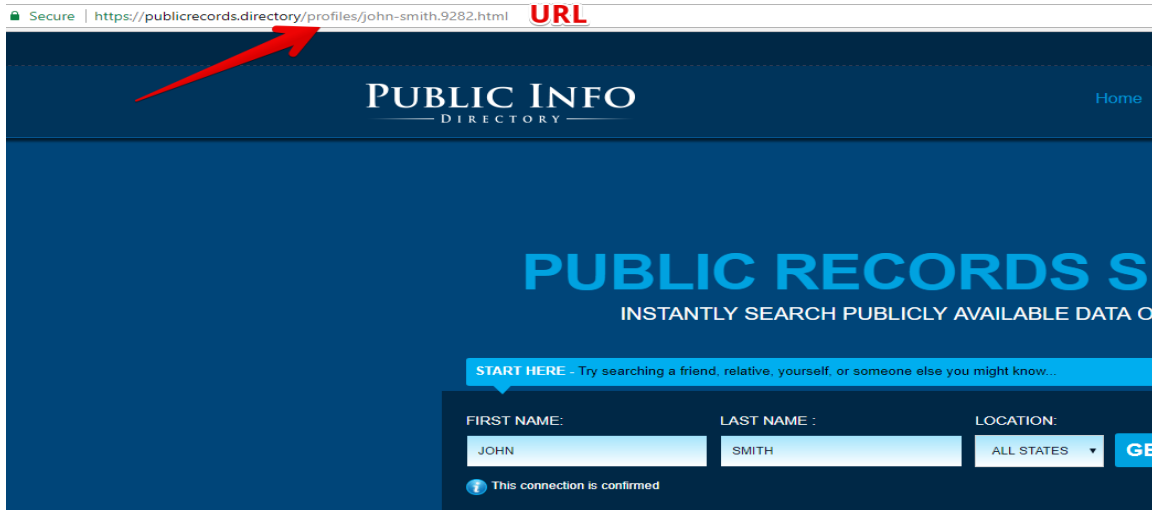
All Images Videos Books News More Settings Tools

About 297,000 results (0.21 seconds)

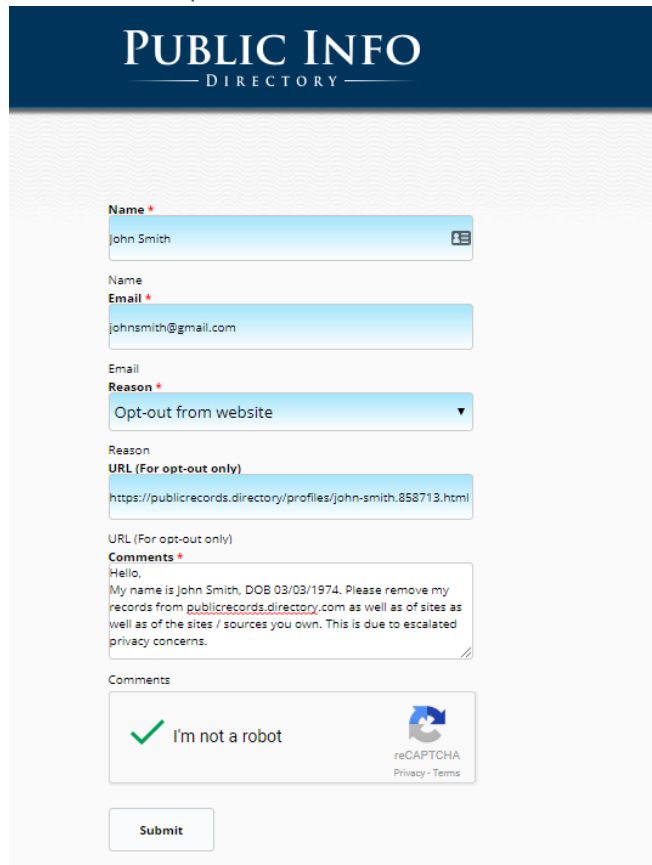
PUBLIC RECORDS DIRECTORY - John Smith
<https://publicrecords.directory/profiles/john-smith.9282.html> ▼
John Smith age 83 Also known as: John L Smith From: Racine, WI Byrd Ave, Racine, WI 53 (262) 637- @aol.com, @hotmail.com, @msn.com, @netzero.net, 2044@aol.com Previous Addresses: 4901 #102, Racine, WI 53: ...

PUBLIC RECORDS DIRECTORY - Smith John
<publicrecords.directory/profiles/smith-john.16824725.html> ▼
Smith John age 79 Also known as: John A Smith From: Fort Smith, AR Duncan Rd, Fort Smith, AR 72903 (501) 452- Previous Addresses: 3010 St, Fort Smith, AR 72 Associated Businesses: Three Ts Inc, Three Ts, Inc Possible Relatives: Daniel Smith, L Smith, W Smith, Tony A Smith,

Copy the URL of the page.



Visit the [contact page](#). Enter name, email, and choose “opt-out from website” in the reason section.



Leave the comment and tick reCAPTCHA.

Click “Submit” button.

Opting out of PublicRecords360.com

PublicRecords360 is designed to help you find people and learn about others.

How to remove your information from PublicRecords360.com?

There are 2 options to complete the opt out request:

Fill in the form to submit your opt out request online: <http://www.publicrecords360.com/optout.html> .

The screenshot shows a web form titled "Please fill the form" with a dark header. Below the header, a message states: "Following information is required by our partners to ensure correct identification & removal of records." A red asterisk indicates required fields. The form includes the following fields: "First Name *", "Middle Name", "Last Name *", "Paste Profile URL from PublicRecords360.com *", "Information to be removed *", "Email", and "More". The "More" section contains the instruction: "Use this section to highlight links to search results page, to qualify your request or to give feedback." At the bottom, there is a "Submit" button and a note: "Never submit passwords through Google Forms."

Fax your opt out request to 425-974-6194. Do not forget to include the information you are opting out as listed on publicrecords360.com (Full name, DOB, current address).

(PLEASE NOTE)

- You must include acceptable identification in your request to help verify your identity. - Driver's License
- U.S. Passport
- U.S. Military ID Card
- State Identification Card
- Employee Identification Card from a state Agency

Allow 7-14 days to process your request.

PublicRecords360.com will only process opt out requests received by online submission, fax, or mail and no request will be processed without complete information (i.e., name, address and date of birth). Requests for opt out will not be processed over the phone or via email.

Opting out of PublicRecordschecks.com

FOR OFFICIAL USE ONLY

Publicrecordschecks.com is a website providing public records search by name, surname, location and age.

How to remove your information from publicrecordschecks.com?

As a courtesy, you may opt-out of having your information appear in search results on this website. When you submit your written request to the Data Management Department as explained below, publicrecordschecks.com will remove your identifying information such as your name, address, and phone number from the databases. Remember, this process does not remove your information from available public records; it only removes it from this website.

It is vital that the website can confirm your identity so they may locate and remove the correct information from their databases. They require that all data removal request forms are accompanied by official proof of identity, such as a state issued ID or a driver's license. This will ensure that they have fully matched the information you would like removed with the information stored on their databases. Please be sure to obscure or redact your photo and ID/driver's license number prior to sending them the copy of one of these documents.

Please print and complete the Data Removal Request form available at [opt_out_form.pdf](#)

Be sure to include any of the following reasons for your request:

You are a state, local or federal law enforcement officer or public official and your position exposes you to a threat of death or serious bodily harm.

You are a victim of identity theft.

You are at risk of physical harm.

You have evidence the record is incorrect or expunged.

To help to locate the information you wish to be removed/withheld, you may provide publicrecordschecks.com with the location of the data in question in a form of website/URL link.

Please fax or mail your Data Removal Request along with your proof of ID and copies of any applicable court orders to:

Fax: 1-617-933-9946 (This fax number is for data opt-out requests ONLY. The Opt Out Compliance Department does not manage any customer related issues)

*Opt Out Compliance Department
P.O. Box 990142
Boston, MA 02199*

Please allow upwards of 30 days for to fully process your Data Removal Request.

Please note: publicrecordschecks.com currently do not process Data Removal Requests by email or over the phone. They may not be able to process incomplete requests, which are missing proof of identification and/or vital information such as name, address and date of birth.

Opting out of Publicrecordsnow.com

Publicrecordsnow.com is a huge database including phone numbers, personal information and emails.

How to remove your information from publicrecordsnow.com?

- Print out page with records about you that you have found on the website.
- Send the letter to opt-out/publicrecordsnow.com, PO Box 110850, Naples. FL 34108.
- Include copy of your driver license or ID card to the letter.

Opting out of PublicWhitePages.com

PublicWhitePages is a data management company based in Ohio. They maintain and manage over 450,000,000 records for various databased companies, data collection agencies and marketing firms.

How to remove your information from PublicWhitePages.com?

The website has currently stopped working.

Opting out of PhonesBook.com

PhonesBook.com is a white pages directory service for locating people by name, address or phone number on-line.

How to remove your information from PhonesBook.com?

Send a copy of a state issued ID card or driver's license to fax 425-974-6194 (If you are sending a scanned copy of your driver's license, cross out the photo and the driver's license number. It is needed to see only the name, address and date of birth). If you are not comfortable doing this, you can send a notarized form proving your identity instead.

Allow 7 to 14 days to process your request.

PhonesBook does not accept opt out requests by phone or email and requests cannot be processed without proof of identity or incomplete information.

Please note removing the data from phonesbeek.com does not prevent public records from sending them new information in the future. There are many public records search services, which are not owned, by PhonesBook and your request that they opt out your information will not prevent your information from appearing on these other services. To permanently have your records sealed, you will need to contact your county's records department.

Opting out of PeopleWise.com

PeopleWise is a people-search website where you can find information about people, businesses, assets and neighborhoods.

How to remove your information from PeopleWise.com?

FOR OFFICIAL USE ONLY

PeopleWise.com is affiliated with Lexisnexis.com. As soon as you remove your records from Lexisnexis.com, they will be automatically deleted from PeopleWise.

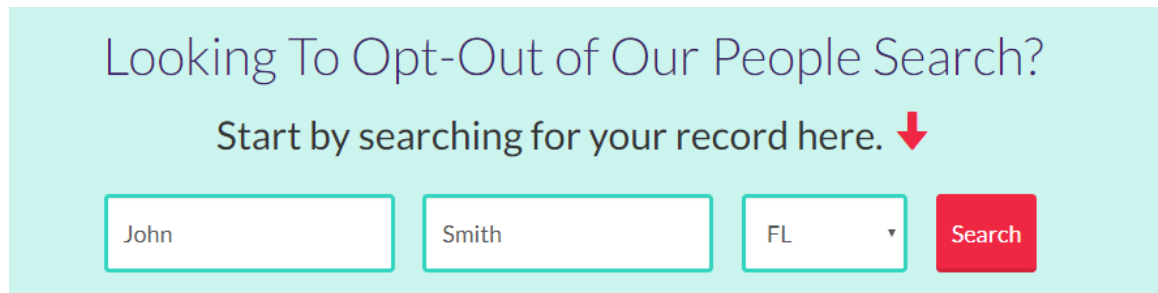
Click [here](#) and follow the instruction.

Opting out of PeopleLookup.com

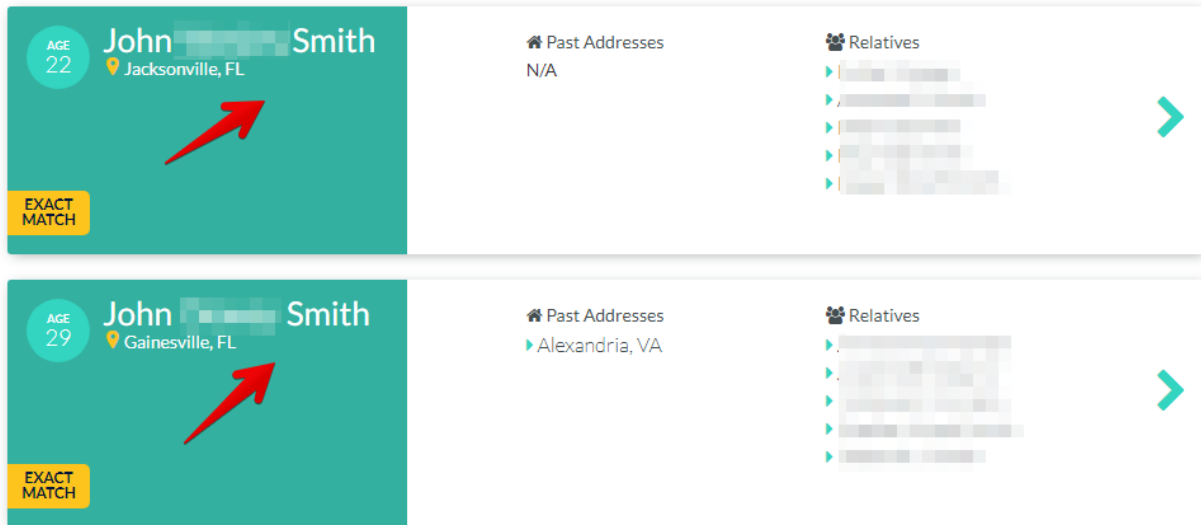
PeopleLookup allows learning about people. They have records about ages, addresses, email addresses, phone numbers, criminal records and so much more!

How to remove your information from peoplelookup.com?

Go to <https://www.peoplelookup.com/f/optout/search>. Enter your First and Last Names. Specify your state and click on “Search” button.



Find exactly your profile and click on it.





Submit your opt-out request. Enter your email address, solve reCAPTCHA and press “Send Verification Email” button.

Submit Your Opt-Out Request

In order to complete your opt-out request, please enter your email address below. When you click "Send Verification Email", we will send an email for you to verify the removal of the record you selected from our People Search results.

We only will use your email address to send you an email to verify your request to opt out. We will not sell the email address that you provide as part of the opt-out process, or use it for any other purpose, without your prior consent.

Email address

 I'm not a robot 
reCAPTCHA
[Privacy - Terms](#)

[Send Verification Email](#)

Open your email box. Find a letter from peoplelooker.com. In the letter, click the button "Verify Opt Out"

Your records have been successfully removed from peoplelooker.com

Your Opt-Out Request Is Confirmed

This is a confirmation that PeopleLooker has instructed our data partners not to return the following record in future People Search results:

| PERSON | AGE | PREVIOUS CITIES | RELATIVES |
|-----------------|-----|-----------------|-----------|
| ALIASES: N/A | N/A | | N/A |

Opting out of PeopleSearch14.com

Peoplesearch14.com has listed more than 20M of people. You can search free a person just typing name and last name.

How to remove your information from peoplesearch14.com?

Go to [the contact page](#). Write your email address and the message. Click "Send" button.

Contact

Please fill the form below:

Email:

Message:

Send

Opting out of PeopleSearchSite.com

People Search Site is a data commerce company founded in 2013 that provides online people data, delivering information about individuals, their histories and their connections to others.

How to remove your information from peoplesearchsite.com?

Go to <https://www.peoplesearchsite.com/>

Choose the state, city, address name and finally the person you want to remove from peoplesearchsite.com

Scroll the person's profile down and click on "Remove from people-search site" button.

Finances

| | |
|---------------------------|---------------|
| Estimated Income | 60000 - 64999 |
| Income Estimated Hh | 60000 - 64999 |
| Net Worth | 25000 - 49999 |
| Number Of Lines Of Credit | |
| Assimilation Codes | |
| Apparel Fashion Beauty | N |
| Investing | N |

Credit Cards and Purchase Behavior

Unknown Gender 75Up Mail Order Buyer Mail Order Responder Online Purchasing Indicator

Membership Clubs Value Priced General Merchandise Luggage American Express Gold Premium

American Express Regular Discover Gold Premium Discover Regular

Gasoline Or Retail Card Gold Premium Gasoline Or Retail Card Regular Mastercard Gold Premium

Mastercard Regular Visa Gold Premium Visa Regular Bank Card Holder

Gas Department Retail Card Holder Travel And Entertainment Card Holder

Credit Card Holder Unknown Type Premium Card Holder Upscale Card Holder Credit Card User

Credit Card New Issue

Remove from people search site

The window will pop up. Click on the link.

Remove Samantha Smith from People Search Site

To start the opt-out process for Samantha Smith, please get started by clicking here: [opt-out process](#).

OK

Complete the Opt-Out process. Enter your email address.

Opt Out Process

There are two simple steps to opting out of People Search Site's database.

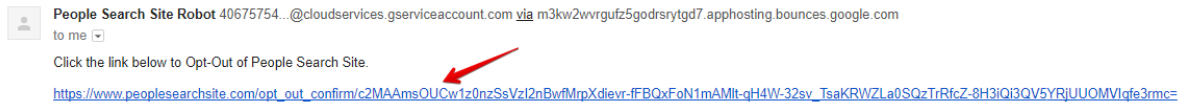
Step 1: Enter Email Address

Send me the Opt-Out Link

Step 2: Click the link you receive in Email

Once you click the special link, your profile will be removed from People Search Site. It will take up to one week to remove your record from our system. Please contact us at info@peoplesearchsite.com if you have completed the steps and your profile hasn't been removed after one week.

Open your email box. Find a letterform peoplesearchsite.com



You records were successfully removed from the website.

Opting out of PeopleSpy.com

PeopleSpy is a service, which allows people to perform background checks online.

How to remove your information from peoplespy.com?

Please print, fill out all the requested information on the Data Removal Request Form available [here](#)

Be sure to include any of the following reasons for your request:

You are a state, local or federal law enforcement officer or public official and your position exposes you to a threat of death or serious bodily harm.

You are a victim of identity theft.

You are at risk of physical harm.

You have evidence the record is incorrect or expunged.

It may further help them locate the information you wish to be removed/withheld, if you provide peoplespy.com such details as the location of the data in the website. To do this simply copy and paste the URL (link) of the page.

Please fax or mail your Data Removal Request along with your proof of ID and copies of any applicable court orders to:

Fax: 617-507-0410 (This fax number is for data opt-out requests ONLY. The Data Management Department does not manage any customer related issues)

Opt Out Compliance Department

P.O. Box 990043

Boston, MA 02199

Please allow upwards of 30 days for us to fully process your Data Removal Request.

Opting out of ProfiLogical.com

ProfiLogical is a data management company based in Ohio. They currently maintain and manage over 450,000,000 records for various databased companies, data collection agencies and marketing firms.

How to remove your information from profilogical.com?

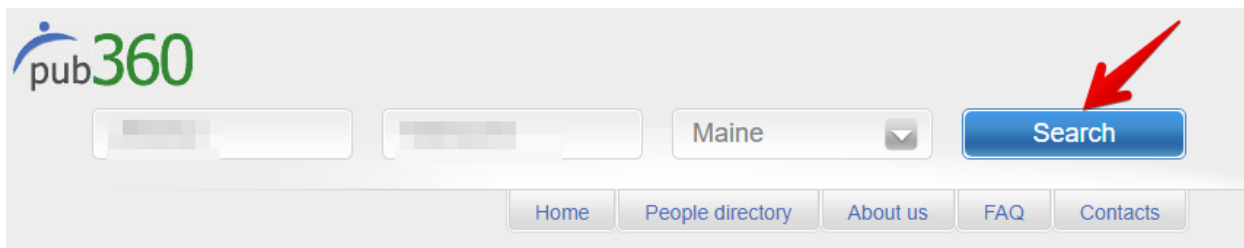
For free opt out please email profilogical.com with the link you would like removed at profilogical.com@gmail.com. Removals can take up to two to four weeks for full removal. Payments are not required for removal.

Opting out of Pub360.com

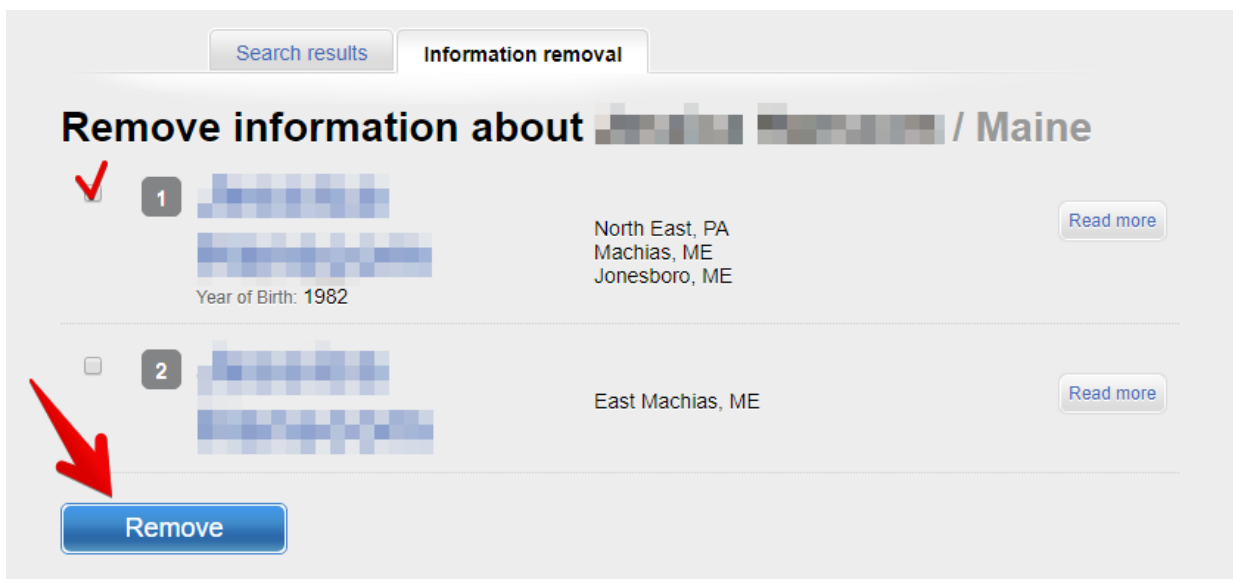
Pub360.com is online information service for Americans. Help to look for or find family, friends, classmates, colleagues or anyone you want to get.

How to remove your information from pub360.com?

Visit the website <http://pub360.com/>. Enter your first and last name, choose the state. Click "Search" button.



Go to Information Removal section, choose the profile that belongs to you, enable it and press "Remove" button.




FOR OFFICIAL USE ONLY

Type your name, email and a code. Enable "I agree with Advanced Removal terms & conditions".


Information Removal
You are one step to complete your Information Removal Request for Jessica Hanscom. In order to process you need to fill the form below.

Your name:

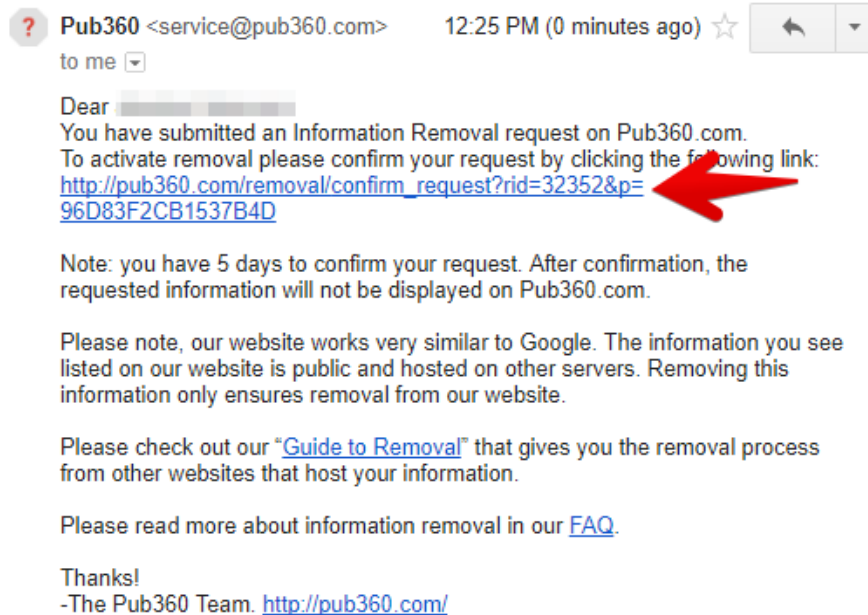
Your email:

Enter code: 

I agree with [Advanced Removal terms & conditions](#).



Open your email box. Find a letter from pub360.com. Confirm your request by clicking the link.



Opting out of PublicBackgroundChecks.com

Public Background Checks gives a chance to learn more about friends, relatives, neighbors etc.

How to remove your information from publicbackgroundchecks.com?

To have your information remove from publicbackgroundchecks.com, please send a letter to PublicBackgroundChecks.com and include the following:

First name

Last name

Middle initial

Aliases/AKA

Complete current address

Complete former addresses going back 20 year

Date of Birth - including month, day, and year

This information will be kept confidential and is used to ensure complete suppression of your records. It is also very helpful to include a print out of the records that you wish to have suppressed.

Please send this letter to:

*Public Background Check
305 5th Avenue S, Suite 201
La Crosse, WI 54601*

Opting out of PublicRecords.com

PublicRecords.com is a privately run company based in Southern California. They collect such records as personal address, background check, criminal background, phone numbers, email addresses, death records and much more.

How to remove your information from publicrecords.com?

In order to suppress or opt out your personal information from appearing on publicrecords.com, they need to verify your identity. To do this, fax or mail proof of identity. Proof of identity can be a state issued ID card or driver's license. If you are uploading, faxing, or mailing a copy of your driver's license, please cross out the photo and the driver's license number. They only need to see the name, address and date of birth. This information is needed to process your opt out request.

To submit your opt out request, please submit via fax to 425-974-6194 or submit via mail.

*PublicRecords.com
Attn: Removal, 4607 Lakeview Canyon Rd. Suite 127,
Westlake Village, CA 91361.*

Allow 4 to 6 weeks to process your request.

Opting out of PublicRecords.Directory.com

Publicrecords.directory.com is a website that provides free access to view all sorts of public data.

How to remove your information from publicrecords.directory.com?

Go to <http://publicrecords.directory/contact.php>

Fill out the form. Enter your first and last names, your email. For the reason, choose "Opt-out from website". Copy and paste the URL of the profile where your data is located on the website.

The screenshot shows a web form with the following fields and elements:

- Name:** A text input field containing "John Smith".
- Email:** A text input field containing "John.Smith1234@gmail.com".
- Reason:** A dropdown menu with the selected option "Opt-out from website".
- Reason URL (For opt-out only):** An empty text input field.
- Comments:** A text area containing the text "Please, remove personal info related to John Smith from Randolph, MA. Thank you".
- Verification:** A "I'm not a robot" checkbox with a green checkmark icon.
- Footer:** A "submit" button and a logo for "PEOPLE.YELLOWPAGES.COM" with the text "Privacy Terms" below it.

Opting out of People.Yellowpages.com

YP is a media company dedicated to connecting local businesses with a ready-to-buy audience.

How to remove your information from people.yellowpages.com?

Go to [the removal page](#).

Enter your first and last names, specify your city and the state, ZIP code and telephone number. Write your email address and a code word. Click "remove me".

Removal Reason:

General Privacy Conr

First Name:

John

Address:

[Redacted]

City:

New York

Zip Code:

[Redacted]

E-mail Address:

[Redacted]@gmail.com

Last Name:

Smith

Unit:

10

State:

New York

Phone:

208-[Redacted]

Enter the numbers as they are shown in the box below.
This step helps prevent unfair use of automated programs.

473581

Code Word:

473581

Remove Me

BY SUBMITTING THIS FORM YOU ARE CERTIFYING THAT YOU ARE THE OWNER OF THE INFORMATION IN THE LISTING(S) OR ARE AUTHORIZED BY THE OWNER OF THE INFORMATION TO REQUEST REMOVAL OF THE LISTING(S).

Opting out of PhoneSearchFree.com

PhoneSearchFree.com looks through billions of available records to track down personal data. It is easy to identify someone using their phone number. Their database contains basic contact information like names and addresses but also email addresses, family members, criminal records and more.

How to remove your information from PhoneSearchFree.com?

Go to PhoneSearchFree.com [removal page](#). Enter first and last name, city and state. Click "Find my listing" button.




Opt Out

Want to unlist your record so it is not displayed on PhoneSearchFree.com? It's easy.

| Phone | Full info |
|--|-----------|
| Enter your full name and city: | |
| <input type="text" value="John"/> | |
| <input type="text" value="Smith"/> | |
| <input type="text" value="Los Angeles"/> | |
| <input type="text" value="California"/> | |
| <input type="button" value="Find My Listing"/> | |

Find a result that matches whom you are looking for the most. Once you find a match, click "This is me" button.

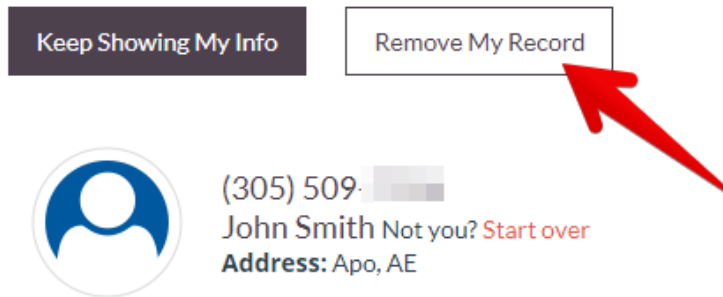
Search Results for John Smith, Los angeles, CA

| Person | Phone | Known Locations |
|---|-------|---|
|  John Smith | | Apo, AE Key West, FL Chesapeake, VA Jacksonville, FL San Diego, CA Bartlett, TN Virginia Beach, VA Memphis, TN Orange Park, FL Vienna, VA Los Angeles, CA |
|  John Smith | | Los Angeles, CA |
|  Mr John Smith | | Millville, NJ Philadelphia, PA Los Angeles, CA West Covina, CA |

In the personal profile find “Remove my record” button and click it.

Set Your Privacy Preferences

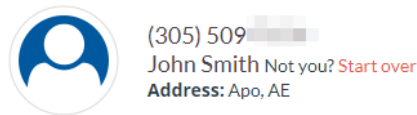
Choose how your public information will be displayed on PhoneSearchFree.com



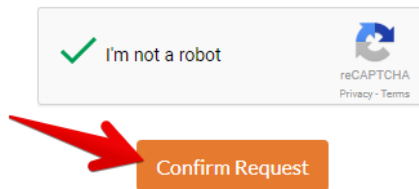
Tick reCAPTCHA and click “Confirm request” button.

Opt Out

Your Opt-Out Request is Verified



- I Understand that PhoneSearchFree.com will block the selected phone number from being shown on PhoneSearchFree.com. PhoneSearchFree.com will also endeavor to block public records as they are updated but identifying future records are not 100% accurate and cannot be guaranteed. I understand that PhoneSearchFree.com does not own and operate all public records available and my information may still be found on other public web sites. I will need to contact those web sites to update privacy settings or have my information removed.
- Yes, I agree to the PhoneSearchFree.com offer terms, [Privacy Policy](#), and [Terms of Use](#)



Your opt-out request is confirmed. In most cases, it takes 24 hours to remove personal records from phonesearchfree.com

Opting out of People-Find.com

People-Find.com provides people search, background check, criminal records, public records, etc.

How to remove yourself from people-find.com?

Visit people-find.com [“contact us page”](#).

Request opt-out via contact form. The template of the email is provided below. Please include in your request such information as First and Last names, Date of Birth, Current and Previous addresses. (people-find.com will use this data to remove exactly your profile and not somebody else’s). It is very important to ask them remove your data not only from people-find.com but from all other websites they own).

Contact Us

Your Email

nikuyiwolo@larjem.com

Your Message

Hello,

My name is John Smith, DOB 01/01/1987. Please remove my records from People-Find.com as well as of sites/sources you own.

This is due to escalated privacy concerns.

My current address is 8987 Valley Farms St. Brooklyn, NY 11207

My previous address is 458 Trout Ave. Astoria, NY 11105

I used to live in Astoria, NY; Austin, TX; Baltimore, MD; Houston, TX.

Thank you for your time and consideration.

Sincerely,
John Smith

SEND MESSAGE

✓ I'm not a robot



People-find.com support staff will respond to you within a few business days.

Opting out of PeopleSearchDetective.com

PeopleSearchDetective.com is a free, national database of public records. It is used to search for people by name, address, or phone number. It contains different types of public records including background screenings, criminal records, marriage records, property documents, and more.

How to remove yourself from peoplesearchdetective.com?

Go to [peoplesearchdetective.com](#).

Scroll down the page until state public records. Choose the state you live in.

State Public Records

- ▶ Alaska
- ▶ Alabama
- ▶ Arkansas
- ▶ Arizona
- ▶ California
- ▶ Colorado
- ▶ Connecticut
- ▶ Washington DC
- ▶ Delaware
- ▶ Florida
- ▶ Georgia
- ▶ Hawaii
- ▶ Iowa
- ▶ Idaho
- ▶ Illinois
- ▶ Indiana
- ▶ Kansas
- ▶ Kentucky
- ▶ Louisiana
- ▶ Massachusetts
- ▶ Maryland
- ▶ Maine
- ▶ Michigan
- ▶ Minnesota
- ▶ Missouri
- ▶ Mississippi
- ▶ Montana
- ▶ North Carolina
- ▶ North Dakota
- ▶ Nebraska
- ▶ New Hampshire
- ▶ New Jersey
- ▶ New Mexico
- ▶ Nevada
- ▶ New York
- ▶ Ohio
- ▶ Oklahoma
- ▶ Oregon
- ▶ Pennsylvania
- ▶ Rhode Island
- ▶ South Carolina
- ▶ South Dakota
- ▶ Tennessee
- ▶ Texas
- ▶ Utah
- ▶ Virginia
- ▶ Vermont
- ▶ Washington
- ▶ Wisconsin
- ▶ West Virginia
- ▶ Wyoming



People Search By City

- ▶ Alhambra
- ▶ Murrieta
- ▶ San Gabriel
- ▶ Bristol
- ▶ Lake Worth
- ▶ Bourbonnais
- ▶ Colonial Heights
- ▶ Kennewick
- ▶ Dumas
- ▶ Jacksonville
- ▶ Fort Bragg
- ▶ Fort Myers Beach
- ▶ Fairmont
- ▶ Mendota Heights
- ▶ Flowood
- ▶ Indianola
- ▶ Boonton
- ▶ Butler
- ▶ Dormont
- ▶ Jersey Shore
- ▶ Lancaster
- ▶ Monessen
- ▶ Fairview
- ▶ Morristown

Choose a county.

[Search By City](#) » Massachusetts, MA

Search By Massachusetts, MA State

Search Massachusetts category listings

Phone Directory in Massachusetts

Find and research people across the USA. Use our free online phonebook to get the information you need.

- ▶ [Phone Directory Worcester County](#)
- ▶ [Phone Directory Berkshire County](#)
- ▶ [Phone Directory Hampshire County](#)
- ▶ [Phone Directory Hampden County](#)
- ▶ [Phone Directory Essex County](#)
- ▶ [Phone Directory Bristol County](#)
- ▶ [Phone Directory Franklin County](#)
- ▶ [Phone Directory Suffolk County](#)



Find a profile that belongs to you.

Phone Directory Listings

[REDACTED], JEFFREY
ORCHARD TER, ADAMS, MA [REDACTED]
4296.17 mile

[REDACTED], DONALD
GLENDALE DR, ADAMS, MA [REDACTED]
405-743-5105 4296.14 mile

[REDACTED], RODNEY
UPTON ST, ADAMS, MA [REDACTED]
028-749-[REDACTED] 4295.13 mile

Copy the URL of your profile.

[www.peoplesearchdetective.com/ADAMS/MA/people-finder/\[REDACTED\]-DONALD.html](http://www.peoplesearchdetective.com/ADAMS/MA/people-finder/[REDACTED]-DONALD.html) **URL**

Phone Directory in Adams, Massachusetts

[REDACTED], DONALD
GLENDALE DR, ADAMS, MA [REDACTED]
405-743-[REDACTED]

Go to [remove listing](#) page.

Complete the form. Enter your first and last name, city and state. Write your email and paste the URL of your page. Click "Submit" button.

Example of Correct URL Format:

http://www.peoplesearchdetective.com/SOMERSET/PA/people-finder/ARMSTRONG-DAVID.html

* Last Name:

* First Name:

* City:

* State Abbrev:

Company:

Your Position:

* Email:

Phone Number:

* Change or Remove?:

* URL of Listing: (give us the exact URL of the web page where your listing is displayed on our site)

Reason/Comments: (include any modifications you are requesting, if applicable)

* I agree that I am authorized to request these changes:

* Anti Spam Please type this word backwards: i7oqyk

Please allow a few business days for peoplesearchdetective.com support staff to review and remove your profile.

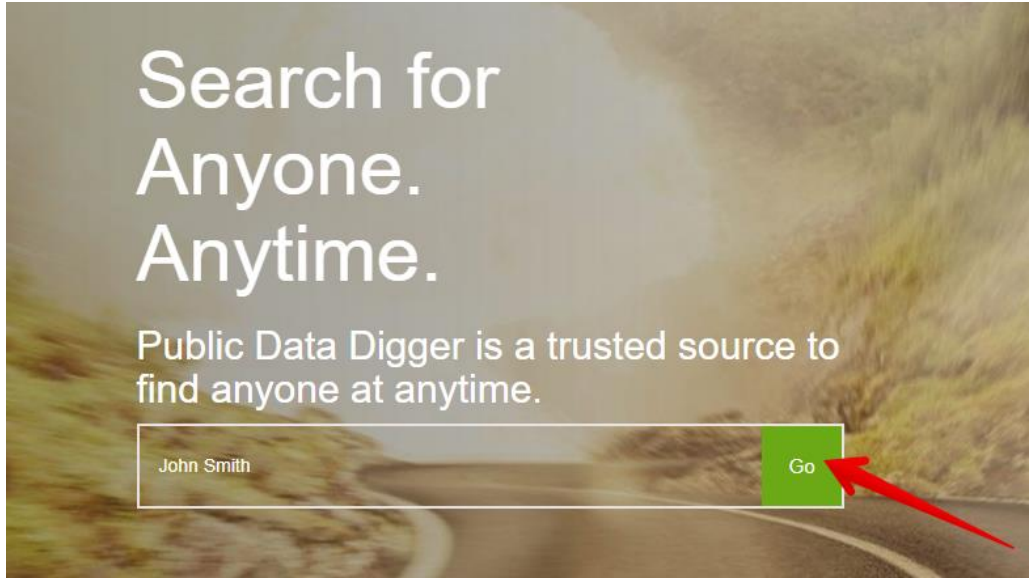
Opting out of Publicdatadigger.com

Publicdatadigger.com database has over 300 million records that have been indexed for quick search results. PublicDataDigger.com is a free voter research tool intended to aid in the investigation of voter information.

How to remove personal records from publicdatadigger.com?

Visit publicdatadigger.com.

Search for someone to find the listing you want to remove.



Select the person that best matches the name, current age and location of the person you are looking

John Smith

Updated: July 19, 2017
John Smith
Born November 15, 1965, Age 53,
🏠 [redacted] Nw 13Th Ave
Gainesville FL [redacted]
📞 352-256-[redacted]
✉ [redacted]@yahoo.com

[View >](#)

John Smith

Updated: July 19, 2017
John Smith
Born November 14, 1962, Age 56,
🏠 [redacted] Nw 62Nd Ave
Alachua FL [redacted]
✉ [redacted]@comcast.net

[View >](#)

John Smith

Updated: July 19, 2017
John Smith
Born June 15, 1973, Age 45,
🏠 [redacted] Sw 75Th Ter
Gainesville FL [redacted]
✉ [redacted]@cox.net

[View >](#)

John Smith


Updated: July 19, 2017
John Smith
Born February 11, 1952, Age 67,
🏠 [redacted] Jennings Hall
Gainesville FL [redacted]
✉ [redacted]@hotmail.com

[View >](#)

for.

Copy the URL of the page you want to remove.

publicdatadigger.com/FL/gainesville/ /100437810/John-Smith URL

 **John Smith, Gainesville, FL**
Nw 13Th Ave, Gainesville, FL :
Tel: 352-256-
Email: @yahoo.com

eg. John Rain, Atlant

Home / FL / Gainesville / Nw 13Th Ave / John Smith

Search

First Name:
Last Name:
City:
State:

Additional Information for John Smith

Born: November 15, 1965 **Ethnicity:** White, Not F

John Smith Addresses

| | | |
|-------------------------------|--------------------------------|--------|
| SW 94th Dr Gainesville, FL | SW 37Th WAY Gainesville, FL | 1 C |
|-------------------------------|--------------------------------|--------|

Go to [remove-profile](#) page. Press "Next" button.

Profile Removal

If you would like to edit, update or remove your information on this site you have two options:

1. Manual Removal: Register on this site to manually edit, remove or hide your information. State or government ID required for identity verification
2. Auto Removal: Use your email or mobile phone to verify your identity and immediately remove your listing

Please choose your removal method:

- Manual Removal (ID required)
 Auto Removal (email or mobile phone required)



Paste the URL of the page. Enter your email, phone number and solve CAPTCHA.

Automatic Profile Removal

Enter your email, mobile phone or both for verification purposes.

Find your voter page on the website, copy and paste the URL of your voter page.

Profile URL **URL**
eg.: <https://PublicDataDigger.com/FL/jacksonville/biscayne-blvd/116584754/John-Smith123>


Email

Mobile Phone

Captcha 

In your email box find a notification from publicdatadigger.com (PDD) and click the link to complete the removal process.

PDD Profile Removal Verification Inbox x

 **PDD** <noreply@helpgator.co>
to me ▾

Hello John Allan Smith,

You have requested that the following url(s) be removed from PublicDataDigger.com listings:
<http://PublicDataDigger.com/person/100437810>
<http://PublicDataDigger.com/person/>

To complete the removal process, please click this URL or paste it into your browser:
<http://PublicDataDigger.com/Remove/Validate/10870/?key=M0xxNq2d/q8nZA==>

This is an automated email, do not replay to this email.
PDD Team Automated Email Concierge

Your records have been removed from publicdatadigger.com

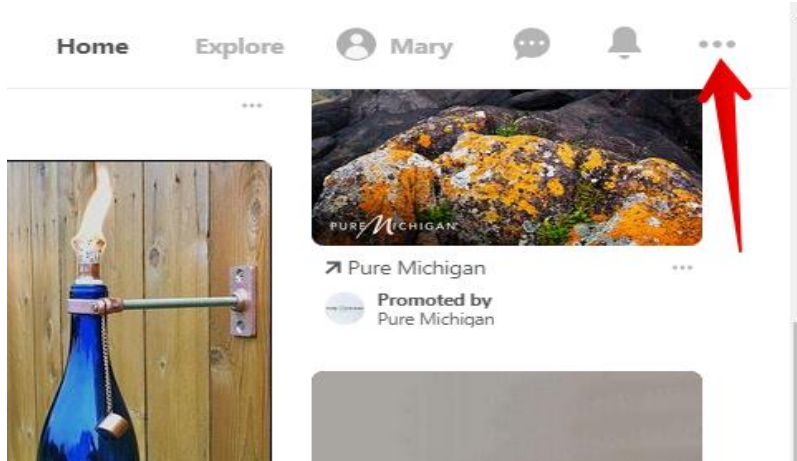
Removing your Pinterest account

Pinterest is a web and mobile application company that operates a software system designed to discover information on the World Wide Web, mainly using images and on a shorter scale, GIFs and videos.

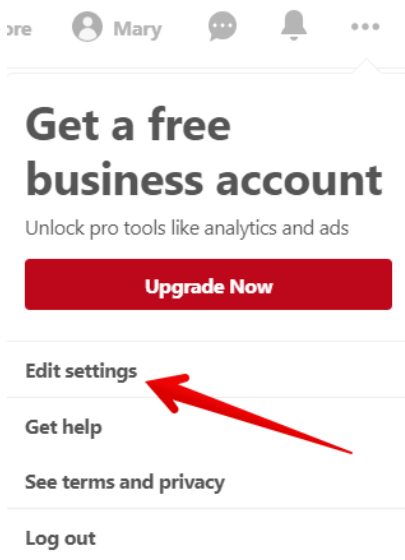
How to delete Pinterest account?

Log in to Pinterest

Click "...” at the top right.



Click “Edit settings”.



Click “Deactivate Account” at the bottom of Account Basics.

Account Basics

Email Address

Password

[Change your password](#)

Language

Country

Gender

Male Female Custom

Search privacy

Hide your profile from search engines (ex: Google) • [Learn more](#)

Personalization

Use sites you visit to improve which recommendations and ads you see • [Learn more](#)
 Use information from our partners to improve which recommendations and ads you see • [Learn more](#)

Search history

[Clear Recent Searches](#)

Remove things you've recently searched for from search suggestions

Account

[Deactivate Account](#)



Click “Permanently close my account” at the bottom of the options.

Deactivate your account? ✕

Deactivating means no one will see your Pins or anything else in your Pinterest profile. You can come back any time.

Tell us why you're leaving:

- I'm getting too many emails
- My account was hacked
- I can't find interesting Pins
- I'll be back. I'm just taking a break!
- I accidentally made another account
- I want a business account
- I don't use or like Pinterest
- I don't understand Pinterest
- I have a privacy concern

[Learn more](#) about your privacy settings.

Can you give us a few more details?

Other

Confirm that you want to close your account

Sorry to see you go!

Closing your account means you won't be able to get your Pins or boards back.

If you're ready to leave forever, we'll send you a confirmation email at maryscotorenko@gmail.com.

Open your email box. In the confirmation email click "Yes, close account" to confirm.

Your account is now deleted from Pinterest.

Opting out of PublicDataCheck.com

PublicDataCheck is a public records and people search service that provides access to complete background checks.

How to remove records from publicdatacheck.com?

Find your profile on publicdatacheck.com. Enter your first and last names. Select a state. Click “Check now” button.



Public Records Search
Quick and easy background checks

First Name: John
Last Name: Smith
Select a State: California
Check Now

Enter your email address and click “View results”. You can use disposable temporary email to avoid spam and stay safe.



SEARCH COMPLETE!
100 Results Found for John Smith in CA!

Please enter your email address below to immediately view results

I certify that I am a US Resident over the age of 18, agree to the [Privacy Policy](#) and understand that by submitting my email address that I will receive relevant emails from PublicDataCheck.

[Redacted]@gmail.com View Results

[Terms of Use](#)

Find the profile you want to remove. Once you do that, please send an email to removeme@publicdatacheck.com. Include your first and last name, age, current address, and previous addresses. For addresses, please provide city, state and zip code information. After PublicDataCheck have reviewed the request, they will notify you with an email confirmation. People must request their own personal removal.

Opting out of PublicRecords.OnlineSearches.com

PublicRecords.OnlineSearches is a directory, which contains property records, criminal and court records, vital records, employment screening, etc.

How to remove records from publicrecords.onlinesearches.com?

The website is powered by Intelius. As soon as you remove records from Intelius, they will automatically disappear from publicrecords.onlinesearches.com.

[Follow the Intelius opt-out instruction.](#)

Opting out of PeopleWhiz.com

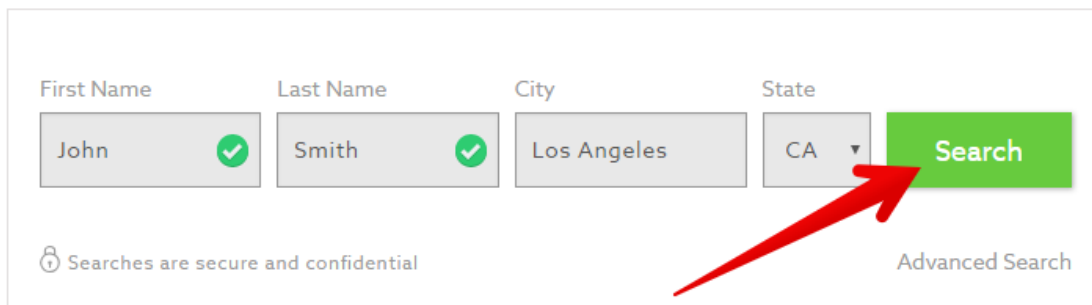
PeopleWhiz is a background check website, which collects and shows social media profiles, photos, mugshots, criminal records, background checks, contact info etc.

How to remove personal records from peoplewhiz.com?

Visit [peoplewhiz.com opt-out page](#).

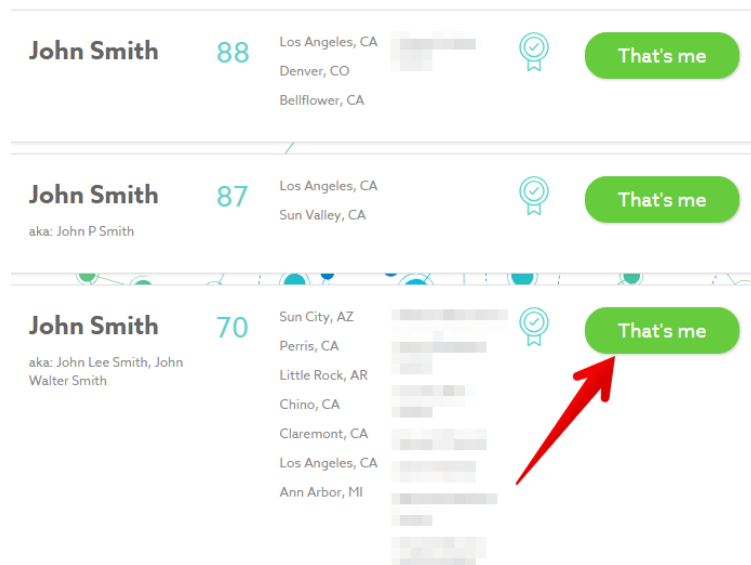
Enter the first name, the last name. Select the city and the state. Click "Search".

Remove Your Personal Information From Our Search Results



The screenshot shows a search form with four input fields: "First Name" containing "John" with a green checkmark, "Last Name" containing "Smith" with a green checkmark, "City" containing "Los Angeles", and "State" containing "CA" with a dropdown arrow. To the right of these fields is a green "Search" button. A red arrow points from the bottom right towards the "Search" button. Below the search fields, there is a lock icon and the text "Searches are secure and confidential". At the bottom right of the form area, it says "Advanced Search".

Find your profile. Once you find a match, click "That's me" button.



The screenshot displays three search results for "John Smith". Each result includes a name, an age, a list of cities, a profile picture placeholder, a verified badge, and a green "That's me" button. The first result is for age 88, listing Los Angeles, CA, Denver, CO, and Bellerose, CA. The second result is for age 87, listing Los Angeles, CA and Sun Valley, CA, with the note "aka: John P Smith". The third result is for age 70, listing Sun City, AZ, Perris, CA, Little Rock, AR, Chino, CA, Claremont, CA, Los Angeles, CA, and Ann Arbor, MI, with the note "aka: John Lee Smith, John Walter Smith". A red arrow points to the "That's me" button of the third result.

Enter your email address. Click "Next".

Enter Your Email Address

You must click on the confirmation link sent via email to complete your request

Email Address



Peoplewhiz.com requires a valid and unexpired identification. Upload the image of your ID. For security

Confirm Your Identity

For your protection, we need to confirm that the personal information you want to remove belongs to you.

We require a valid and unexpired identification

Upload Image:

cd679ca42171e...d8f9dcb1.jpg
Valid file types: jpeg, jpg, bmp, png, gif, pdf (Max file size: 5MB)



reasons, cross out your photo and numbers.

There has been an email sent to with a confirmation link. You must click the confirmation link to activate your request.

Your information will be removed within 7 days.

Opting out of PublicInfoServices.com

Public Information Services provides complete background check service. The website aggregates billions of public records, making it easy to find anyone.

How to remove personal records from PublicInfoServices.com?

Public Information Services allows you to be removed from Background Report search results. To remove your name, please send an email to support@publicinfoservices.com that contains the following information:

FOR OFFICIAL USE ONLY

Your first and last name as shown on our website

Your age

Your current address (City, State and Zip Code)

Your previous addresses (City, State and Zip Code)

When the website reviews your request, they will search for the record matching your information and add it to a list of records that will never again appear in our Background Report search results. They will also send you an email confirming your record has been removed.

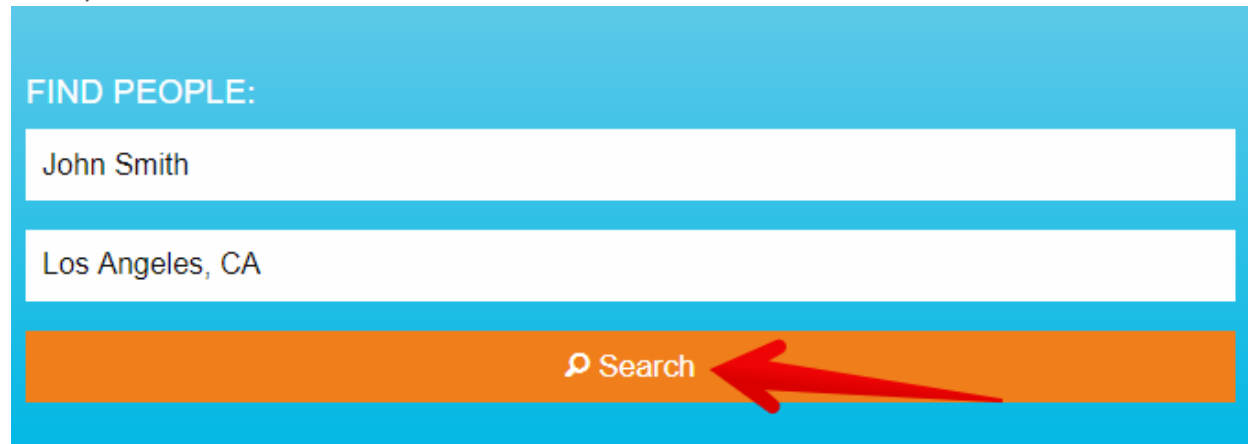
Opting out of People-Background-Check.com

People-Background-Check.com provides reports with personally identifiable information. Their background checks can include aliases, address history, phone numbers, email addresses, age, and DOB, etc.

How to remove personal records from people-background-check.com?

Go to [the website](#).

Enter your first and last name. Click "Search" button.



FIND PEOPLE:

John Smith

Los Angeles, CA

Search

Select the listing you want to remove. Once you find the right one, click the name.

More than 200 results found

John Smith - found 200+ in Los Angeles, CA

John W Smith age: 37
Known as: W J John
Related to: May [redacted] · Dale [redacted] · Gwendolyn [redacted] · Loraine Smith
Has lived in: Los Angeles, CA · Mesa, AZ · Augusta, GA · Henderson, TX

John A Smith age: 51
Known as: S John
Related to: David Smith 67 · Deborah [redacted] · Jerrilee Smith · Katie Smith
Has lived in: Los Angeles, CA · Winter Park, FL · Rosemead, CA · Long Beach, CA

John Smith age: 51
Known as: Henry Smith · John H Smithjr · Tasha Love
Related to: Johnnie [redacted] · Josh [redacted] · Keisha [redacted] · Larvizo [redacted]
Has lived in: Los Angeles, CA · Long Beach, CA · Bellflower, CA · Downey, CA

On your profile find the setting icon and click it.

John A Smith, Age 51
Los Angeles, CA

[Get Report](#)



Known as:
John Amilcar Smith · John J Smith · John Phillip Smith · S John

Related to:
Katie Smith · Crystal Smith · Deborah [redacted] · David L Smith · Jerrilee Smith · M Smith
Rita Smith · Lisa Smith · Allyson L [redacted] · Tina P [redacted] · Fellicia L [redacted]
Raymond E [redacted] · Jana [redacted] · Rakya [redacted] · Rogenia [redacted]
Sonya J [redacted] · Sandra Smith


Enter your name, email, check the checkbox, and click "Submit".

I am **John A Smith**

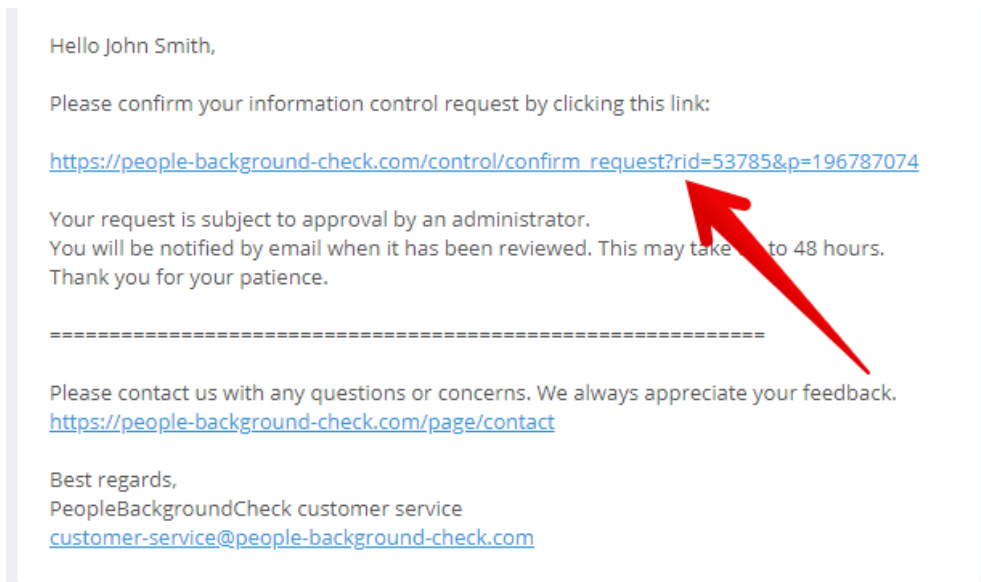
Please remove this profile from the People-Background-Check.com directory.

Please enter your name:

and email:

I'm not a robot  reCAPTCHA
Privacy - Terms

Check your email and click on a confirmation link to complete the removal.



Your records have been removed from the website. Please allow some time for changes to appear.

Opting out of Phoneowner.us

Phoneowner.us - the national telephone number directory.

How to remove your personal records from phoneowner.us?

Go to the [contact form](#).

Enter your name, email, phone number. In the message box, request the removal of your data.

How can we help you?

Name: *

John Smith

Email: *

morir@travala10.com

Phone:

(256) [REDACTED]

Message: *

Please remove my personal profile from phoneowner.us directory. The profile contains my home address and phone number.



Send

Opting out of PhoneID.us

PhoneID.us is US phone directory. Provides complete owner and contact information for landline and cell phone numbers.

How to remove yourself from phoneid.us?

FOR OFFICIAL USE ONLY

Write the removal request and send it to customer-service@phoneid.us. Here is an example of the opt-out request.

Please remove my personal records from phoneid.us directory

customer-service@phoneid.us

Please remove my personal records from phoneid.us directory

Dear Sir/Madam,

My name is John Smith. To prevent identity theft, stalker issue, and physical harm, I ask you to remove the following personally identifiable information about me from your web site's database:

First name - John
Last name - Smith
Current address - 3463 Driftwood Road
City - Appleton
State - Washington (WA)
Zipcode - 98602
Phone number - 408-341-9074

Thank you for respecting my privacy and honoring my choices regarding personally identifiable information. I would appreciate confirmation from you regarding this request.

Sincerely,

John Smith

You can also reach them at (503) 974-6638, Monday - Friday 9:30am - 8pm EST; Saturday 10am - 4pm EST

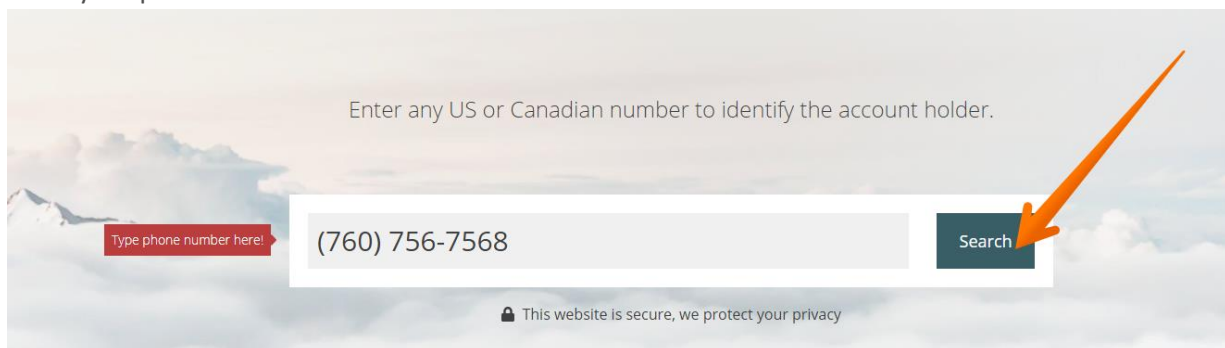
Opting out of PeopleByName.com

Peoplebyphone.com is a data broker site-providing search by phone number.

How to remove your information from peoplebyphone.com?

Go to peoplebyphone.com.

Enter your phone number in a search bar and click "Search".



Copy the link connected to your phone number.

https://www.peoplebyphone.com/phone-book/number/760-756-7568/

PeopleByPhone | Home Login Contact Us Phone Book

www.peoplebyphone.com » Phone Number - 7607567568

Data result found for (760) [redacted]

Reveal the Owner's Name, Address, Social Profile's, Email and even more.

Get Full Report

- ✓ Owner Name: Available
- ✓ Address: Holtville, California
- ✓ Carrier: Xo California, Inc.
- ✓ Phone Type: Landline
- ✓ Possible Relative: Found
- ✓ Additional Information: Found
- ✓ Public Records: Record Found
- ✓ Court Records: Record Found
- ✓ Social Profiles: View

Get back to the main page and click the “remove” word at the right inferior angle.

Enter any US or Canadian number to identify the account holder.

Type phone number here: EX: (435) 354-3455 Search

This website is secure, we protect your privacy

- Owner's Name: Hattie Giannakopoulo
- Owner's Address: Bunlevel, NC
- Owner's Email: email@example.com
- Social Profiles: f t G+

Copyright 2018 www.peoplebyphone.com Terms and Conditions Contact Us Removal

In order to submit your opt-out request, enter the needed information, solve reCAPTCHA and click “Remove Information”.

* Name
John


* Last Name
Smith


* Phone Number
[Redacted]

* URL/Link
<https://www.peoplebyphone.com/phone-book/number/> [Redacted]
Please provide the URL/link to the page containing the information.

* Email:
[Redacted]@gmail.com
You must provide a valid e-mail address or your request will be rejected.

* Removal reason
privacy

Captcha:
 I'm not a robot 
[Privacy](#) [Terms](#)

Remove Information 

Your removal request has been sent.

Opting out of PublicSeek.com

Publicseek.com provides compiled reports from numerous public records and data sources. The website runs people lookups and background check reports.

How to remove your information from publicseek.com?

You can only opt out publicseek.com via privacy@publicseek.com email. However, the website may retain some or all of user information after user requests deletion.

Contact publicseek.com at: 1-888-366-6565

Alternatively, at: Publicseek 150 Motor Parkway Suite 401, #7668 Hauppauge, NY 11788

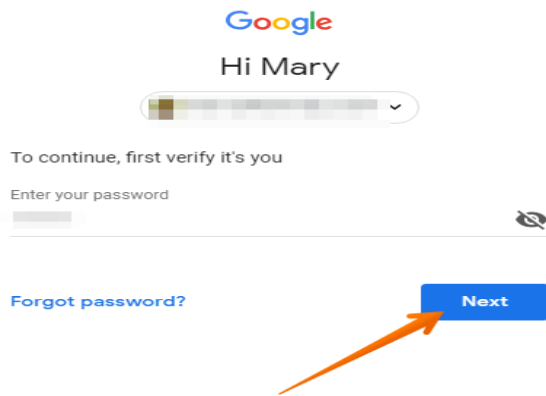
Opting out of Plus.Google.com

Plus.google.com is an Internet-based social network that is owned and operated by Google. The service, Google's fourth foray into social networking, experienced strong growth in its initial years, although usage statistics have varied, depending on how the service is defined.


How to remove your information from plus.google.com?

To delete your Google+ account, click the following link <http://plus.google.com/downgrade>.


Sign in to your Google+ account and click “Next”.



Scroll down your Google+ page, tick “Yes, I understand that deleting the Google+ profile for *** can’t be undone and the data I delete can’t be restored”.



Click the “Delete button”.



You have successfully deleted your Google+ account.

Opting out of Quanki.com

Quanki is a data aggregator that has gathered millions of records about US citizens. Its database contains first and last names, addresses, phone numbers, age, etc.

How to remove your information from quanki.com?

Contact quanki.com via email at Support@quanki.com. In the email, attach the URL (link) of the profile you want to remove.

If you would already made opt-out request but did not get either positive results or any reaction than it is time to seek help from webmasters. How to do this?

1. Go to the website [whois](#).
2. Enter domain name or IP Address of the website you want to erase your information.
3. Find contacts (Registrant/Admin Email/Phone).
4. Write or call to the webmaster. Explain that you have already complied with all removal conditions and waited the right amount of time according to the privacy policy of a particular website.

If that does not help, write to a host.

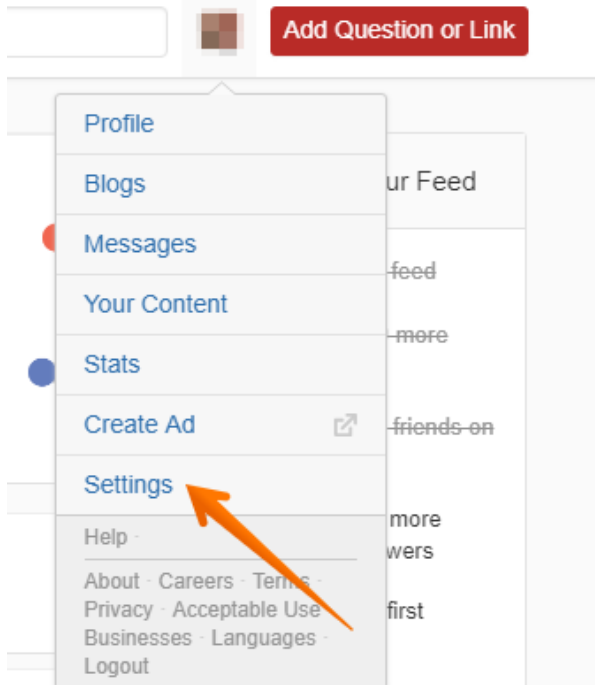
1. Find the website's IP. Find it [here](#).
2. Check IP's whois, for example, [here](#).
3. Find contacts to write an abuse letter.

Opting out of Quora.com

Quora is a question-and-answer website where questions are asked, answered, edited, and organized by its community of users in the form of opinions.

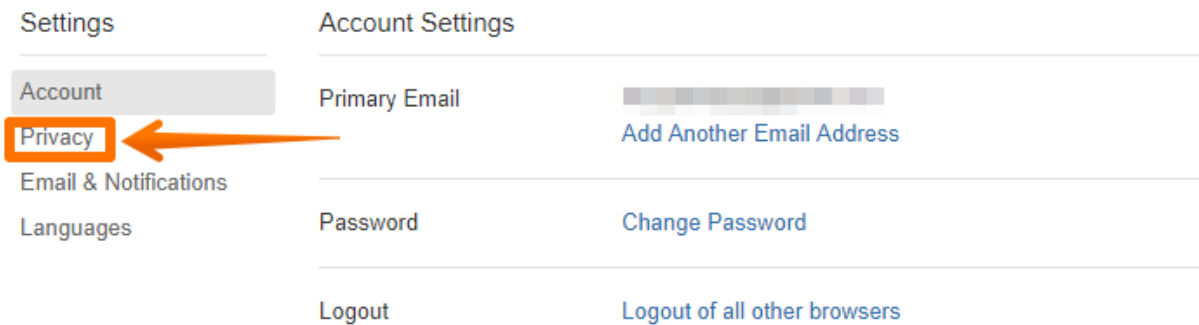
How to delete your Quora account?

Go to [quora.com](#) and log into your account.



Once you logged in, hover over to your account picture in the right upper corner, click on it and select “Settings”.

Choose “Privacy” in settings.



Click on the “Delete Account” link.

Content Preferences

Allow advertisers on Quora to promote your answers. [Learn more](#)

Delete or Deactivate Your Account

[Deactivate Account](#)

[Delete Account](#)



Enter your password and click “Done”

Enter Password



For security purposes, please enter your password in order to continue. If you signed up for Quora using Facebook or Google, please [create an account password](#).

.....

[Forgot Password?](#)

Cancel

Done



Click on “Delete” once again.

Deleting your account makes your content and profile permanently inaccessible to other Quora users.

Delete



Confirm account deletion.

Confirm Account Deletion



Deleting your account means your content and profile will be permanently removed from public view on Quora. Once you confirm, your account will be deactivated immediately. Note: If you login during the next 14 days, your account will be reactivated and deletion will be canceled.

[Learn more about how account deletion works](#)



Cancel

Delete

Please notice that if you login during the next 14 days, your account will be reactivated and deletion will be canceled.

Opting out of RecordsAuthority.com

Recordsauthority.com is a company providing many types of people search, background checks and reports.

How to remove your information from recordsauthority.com?

As a courtesy, you may opt-out of having your information appear in search results on this website. When you submit your written request to the Data Management Department as explained below, recordsauthority.com will remove your identifying information such as your name, address, and phone number from the databases. Remember, this process does not remove your information from available public records; it only removes it from this website.

It is vital that the website can confirm your identity so they may locate and remove the correct information from their databases. They require that all data removal request forms are accompanied by official proof of identity, such as a state issued ID or a driver's license. This will ensure that they have fully matched the information you would like removed with the information stored on their databases. Please be sure to obscure or redact your photo and ID/driver's license number prior to sending them the copy of one of these documents.

Please print and complete the Data Removal Request form available at [opt_out_form.pdf](#)

Be sure to include any of the following reasons for your request:

You are a state, local or federal law enforcement officer or public official and your position exposes you to a threat of death or serious bodily harm.

You are a victim of identity theft.

You are at risk of physical harm.

You have evidence the record is incorrect or expunged.

To help to locate the information you wish to be removed/withheld, you may provide recordsauthority.com with the location of the data in question in a form of website/URL link.

Please fax or mail your Data Removal Request along with your proof of ID and copies of any applicable court orders to:

Fax: 1-888-446-1229 (This fax number is for data opt-out requests ONLY. The Opt Out Compliance Department does not manage any customer related issues)

*Opt Out Compliance Department
P.O. Box 990164
Boston, MA 02199*

Please allow upwards of 30 days for to fully process your Data Removal Request.

Please note: recordsauthority.com currently do not process Data Removal Requests by email or over the phone. They may not be able to process incomplete requests, which are missing proof of identification and/or vital information such as name, address and date of birth.

Opting out of RetroSleuth.com

Retrosleuth.com is a company providing reverse phone search.

How to remove your information from retrosleuth.com?

As a courtesy, you may opt-out of having your information appear in search results on this website. When you submit your written request to the Data Management Department as explained below, retrosleuth.com will remove your identifying information such as your name, address, and phone number from the databases. Remember, this process does not remove your information from available public records; it only removes it from this website.

It is vital that the website can confirm your identity so they may locate and remove the correct information from their databases. They require that all data removal request forms are accompanied by official proof of identity, such as a state issued ID or a driver's license. This will ensure that they have fully matched the information you would like removed with the information stored on their databases. Please be sure to obscure or redact your photo and ID/driver's license number prior to sending them the copy of one of these documents.

Please print and complete the Data Removal Request form available at [opt_out_form.pdf](#)

Be sure to include any of the following reasons for your request:

You are a state, local or federal law enforcement officer or public official and your position exposes you to a threat of death or serious bodily harm.

You are a victim of identity theft.

You are at risk of physical harm.

You have evidence the record is incorrect or expunged.

FOR OFFICIAL USE ONLY

To help to locate the information you wish to be removed/withheld, you may provide retrosleuth.com with the location of the data in question in a form of website/URL link.

Please fax or mail your Data Removal Request along with your proof of ID and copies of any applicable court orders to:

Fax: (617) 507-0410 (This fax number is for data opt-out requests ONLY. The Opt Out Compliance Department does not manage any customer related issues)

*Opt Out Compliance Dept.
P.O. Box 990043
Boston, MA 02199*

Please allow upwards of 30 days for to fully process your Data Removal Request.

Please note: retrosleuth.com currently do not process Data Removal Requests by email or over the phone. They may not be able to process incomplete requests, which are missing proof of identification and/or vital information such as name, address and date of birth.

Opting out of ReverseGenie.com

Reversegenie.com is a reverse search engine-providing search by email, phone and domain.

How to remove your information from reversegenie.com?

http://www.reversegenie.com/data_optout.php

As a courtesy, you may opt-out of having your information appear in search results on this website. When you submit your written request to the Data Management Department as explained below, reversegenie.com will remove your identifying information such as your name, address, and phone number from the databases. Remember, this process does not remove your information from available public records; it only removes it from this website.

It is vital that the website can confirm your identity so they may locate and remove the correct information from their databases. They require that all data removal request forms are accompanied by official proof of identity, such as a state issued ID or a driver's license. This will ensure that they have fully matched the information you would like removed with the information stored on their databases. Please be sure to obscure or redact your photo and ID/driver's license number prior to sending them the copy of one of these documents.

Please print and complete the Data Removal Request form available at [opt_out_form.pdf](#)

Be sure to include any of the following reasons for your request:

You are a state, local or federal law enforcement officer or public official and your position exposes you to a threat of death or serious bodily harm.

You are a victim of identity theft.

You are at risk of physical harm.

You have evidence the record is incorrect or expunged.

FOR OFFICIAL USE ONLY

To help to locate the information you wish to be removed/withheld, you may provide reversegenie.com with the location of the data in question in a form of website/URL link.

Please fax or mail your Data Removal Request along with your proof of ID and copies of any applicable court orders to:

Fax: 1-888-446-1229 (This fax number is for data opt-out requests ONLY. The Opt Out Compliance Department does not manage any customer related issues)

*Opt Out Compliance Dept.
P.O. Box 990142
Boston, MA 02199*

Please allow upwards of 30 days for to fully process your Data Removal Request.

Please note: reversegenie.com currently do not process Data Removal Requests by email or over the phone. They may not be able to process incomplete requests, which are missing proof of identification and/or vital information such as name, address and date of birth.

Opting out of ReverseMobile.com

Reversemobile.com is a website providing reverse mobile phone search.

How to remove your information from reversemobile.com?

As a courtesy, you may opt-out of having your information appear in search results on this website. When you submit your written request to the Data Management Department as explained below, reversemobile.com will remove your identifying information such as your name, address, and phone number from the databases. Remember, this process does not remove your information from available public records; it only removes it from this website.

It is vital that the website can confirm your identity so they may locate and remove the correct information from their databases. They require that all data removal request forms are accompanied by official proof of identity, such as a state issued ID or a driver's license. This will ensure that they have fully matched the information you would like removed with the information stored on their databases. Please be sure to obscure or redact your photo and ID/driver's license number prior to sending them the copy of one of these documents.

Please print and complete the Data Removal Request form available at [opt_out_form.pdf](#)

Be sure to include any of the following reasons for your request:

You are a state, local or federal law enforcement officer or public official and your position exposes you to a threat of death or serious bodily harm.

You are a victim of identity theft.

You are at risk of physical harm.

You have evidence the record is incorrect or expunged.

FOR OFFICIAL USE ONLY

To help to locate the information you wish to be removed/withheld, you may provide reversemobile.com with the location of the data in question in a form of website/URL link.

Please fax or mail your Data Removal Request along with your proof of ID and copies of any applicable court orders to:

Fax: 1-888-446-1229 (This fax number is for data opt-out requests ONLY. The Opt Out Compliance Department does not manage any customer related issues)

*Opt Out Compliance Dept.
P.O. Box 990142
Boston, MA 02199*

Please allow upwards of 30 days for to fully process your Data Removal Request.

Please note: reversemobile.com currently do not process Data Removal Requests by email or over the phone. They may not be able to process incomplete requests, which are missing proof of identification and/or vital information such as name, address and date of birth.

Opting out of ReversePhoneCheck.com

Reversephonecheck.com is a company-providing search by any type of phone numbers.

How to remove your information from reversephonecheck.com?

As a courtesy, you may opt-out of having your information appear in search results on this website. When you submit your written request to the Data Management Department as explained below, reversephonecheck.com will remove your identifying information such as your name, address, and phone number from the databases. Remember, this process does not remove your information from available public records; it only removes it from this website.

It is vital that the website can confirm your identity so they may locate and remove the correct information from their databases. They require that all data removal request forms are accompanied by official proof of identity, such as a state issued ID or a driver's license. This will ensure that they have fully matched the information you would like removed with the information stored on their databases. Please be sure to obscure or redact your photo and ID/driver's license number prior to sending them the copy of one of these documents.

Please print and complete the Data Removal Request form available at [opt_out_form.pdf](#)

Be sure to include any of the following reasons for your request:

You are a state, local or federal law enforcement officer or public official and your position exposes you to a threat of death or serious bodily harm.

You are a victim of identity theft.

You are at risk of physical harm.

You have evidence the record is incorrect or expunged.

FOR OFFICIAL USE ONLY

To help to locate the information you wish to be removed/withheld, you may provide reversephonecheck.com with the location of the data in question in a form of website/URL link.

Please fax or mail your Data Removal Request along with your proof of ID and copies of any applicable court orders to:

Fax: 617-933-9946 (This fax number is for data opt-out requests ONLY. The Opt Out Compliance Department does not manage any customer related issues)

*Opt Out Compliance Dept.
P.O. Box 990043
Boston, MA 02199*

Please allow upwards of 30 days for to fully process your Data Removal Request.

Please note: reversephonecheck.com currently do not process Data Removal Requests by email or over the phone. They may not be able to process incomplete requests, which are missing proof of identification and/or vital information such as name, address and date of birth.

Opting out of ReverseRecords.org

Reverserecords.org is a company providing reverse search by phone, email and address.

How to remove your information from reverserecords.org?

As a courtesy, you may opt-out of having your information appear in search results on this website. When you submit your written request to the Data Management Department as explained below, reverserecords.org will remove your identifying information such as your name, address, and phone number from the databases. Remember, this process does not remove your information from available public records; it only removes it from this website.

It is vital that the website can confirm your identity so they may locate and remove the correct information from their databases. They require that all data removal request forms are accompanied by official proof of identity, such as a state issued ID or a driver's license. This will ensure that they have fully matched the information you would like removed with the information stored on their databases. Please be sure to obscure or redact your photo and ID/driver's license number prior to sending them the copy of one of these documents.

Please print and complete the Data Removal Request form available at [opt_out_form.pdf](#)

Be sure to include any of the following reasons for your request:

You are a state, local or federal law enforcement officer or public official and your position exposes you to a threat of death or serious bodily harm.

You are a victim of identity theft.

You are at risk of physical harm.

You have evidence the record is incorrect or expunged.

FOR OFFICIAL USE ONLY

To help to locate the information you wish to be removed/withheld, you may provide reverserecords.org with the location of the data in question in a form of website/URL link.

Please fax or mail your Data Removal Request along with your proof of ID and copies of any applicable court orders to:

Fax: (617) 507-0410 (This fax number is for data opt-out requests ONLY. The Opt Out Compliance Department does not manage any customer related issues)

*Opt Out Compliance Dept.
PO Box 130369 *
Boston, MA 02113

Please allow upwards of 30 days for to fully process your Data Removal Request.

Please note: reverserecords.org currently do not process Data Removal Requests by email or over the phone. They may not be able to process incomplete requests, which are missing proof of identification and/or vital information such as name, address and date of birth.

Opting out of Rootsweb.ancestry.com

Rootsweb.ancestry.com is a genealogy and vital records website that provides people search by name and surname. In addition, rootsweb.ancestry.com furnishes mailing lists.

How to remove your information from rootsweb.ancestry.com?

Email customersolutions@ancestry.com your request for removal, include in the email your email address, the URL address to the page in which the information appears, and specify what you would like to have removed. You will be asked to provide a copy of government issued identification.

Wait up to 2 business days.

Opting out of Reversephonenumberlookup.com

A reversephonenumberlookup.com is much like a traditional phone lookup. Only instead of searching with a name to find a phone number, you search with a phone number.

How to remove your information from reversephonenumberlookup.com?

Go to this [page](#).

Enter your phone number, full name, your email. Write the reason for removal.

Enable "I confirm that the phone number I am requesting to be removed is mine or a dependent of mine"

Press "Remove Your Phone Number" button.

Opting out of RealPhoneLookup.com

Real Phone Lookup allows you to find information you want to know about your friends, neighbors, lover and even yourself.

How to remove your information from realphonelookup.com?

Unfortunately, in order to remove your records from realphonelookup.com you need to pay a full single phone report (\$3.99). You can contact the website with the removal request only after payment.

Removing your Reddit account

Reddit is an American social news aggregation, web content rating, and discussion website. Registered members submit content to the site such as links, text posts, and images, which are then voted up or down by other members.

How to delete Reddit account?

Sign in to [reddit.com](https://www.reddit.com).

Go to the [removal page](#).

Enter your login information. Type your username and password into the blanks. This is to confirm that the account belongs to you.

Check the “I understand” box. It is right next to “I understand that deactivated accounts are not recoverable.” This is to confirm that you really want to delete your account.

reddit **PREFERENCES** options apps RSS feeds friends blocked

deactivate your reddit account

sorry to see you go!

- if you're having a problem on reddit, please consider [contacting us](#) about it before deactivating your account.
- deactivating your account will not delete the content of posts and comments you've made on reddit. to do so, please delete them individually.

why are you deactivating this account? (optional)

account credentials (for security purposes)

username
OneRep_

password
.....

confirmation

I understand that deactivated accounts are not recoverable.

deactivate account

Click deactivate account.

Your account is now deleted from Reddit.

Opting out of Rehold.com

Rehold.com finds full information on any address: property description, public records, sales history, resident history, commercial and business records, neighbors, local organizations, business and more. Rehold’s database contains records on more than 115 million properties in the US.


How to remove my information from Rehold.com?

Go to rehold.com.

Rehold is a comprehensive navigator for real estate in the US

Find full information on any address: property description, public records, sales history, resident history, commercial and business records, neighbors, local organizations, businesses and more...

AK • AL • AR • AZ • CA • CO • CT • DE • FL • GA • HI • IA • ID • IL • IN • KS • KY
LA • MA • MD • ME • MI • MN • MO • MS • MT • NC • ND • NE • NH • NJ • NM • NV • NY
OH • OK • OR • PA • RI • SC • SD • TN • TX • UT • VA • VT • WA • WI • WV • WY



Choose your state.

Specify the city.

Pennsylvania

Rehold Reverse Address Lookup and Property Search

Can't find a person due to a recent change of address? Now you can run unlimited reverse address lookups for any address to find the person and current property owner information. Use our free reverse address lookup and search engine to find the specific address information and property owner's name. Confirm property information, find out which businesses are near you, and be sure you have the right mailing address.

Filter cities: [A](#) • [B](#) • [C](#) • [D](#) • [E](#) • [F](#) • [G](#) • [H](#) • [I](#) • [J](#) • [K](#) • [L](#) • [M](#) • [N](#) • [O](#) • [P](#) • [Q](#) • [R](#) • [S](#) • [T](#) • [U](#) • [V](#) • [W](#) • [Y](#) • [Z](#)

| | | | |
|--------------------------------|--------------------------------|------------------------------------|----------------------------------|
| Aberdeen | Erie | Lewisburg | Reading |
| Albrightsville | Etters | Lewistown Junction | Red Hill |
| Allentown | Everett | Library | Red Lion |
| Allison Park | Export | Ligonier | Reistville |
| Altoona | Exton | Limerick | Ridley Park |
| Ambridge | Fairless Hills | Lincoln Colliery | Roadside |
| Apollo | Fairview | Lincoln Heights | Rochester |
| Ardmore | Fayetteville | Littlestown | Romansville |
| Ardsley | Fernwood | Loyalsockville | Rosemont |
| Baden | Finleyville | Macungie | Rudytown |
| Bangor | Fivepointville | Manor | Saint Marys |
| Bath | Florence | Marple Township | Saylorsburg |
| Beaver | Florin | Mayfield | Schuylkill Haven |
| Beaver Falls | Ford City | Mc Donald | Scottdale |



Choose your street.

[All Properties](#) [For Rent \(6\)](#) [Recent Rents \(26\)](#)

Filter streets: [A](#)•[B](#)•[C](#)•[D](#)•[E](#)•[F](#)•[G](#)•[H](#)•[I](#)•[J](#)•[K](#)•[L](#)•[N](#)•[O](#)•[P](#)•[Q](#)•[R](#)•[S](#)•[T](#)•[V](#)•[W](#)•[Y](#)

The 100 most populated streets in Fairless Hills, PA



| Street | Properties | Residents |
|------------------------------|------------|-----------|
| ANDOVER RD | 166 | 800 |
| ANNE LN | 18 | 84 |
| ARLINGTON RD | 13 | 61 |
| AUBURN RD | 87 | 491 |
| AUSTIN DR | 238 | 1,227 |
| BENROWE CT | 83 | 379 |
| BARBARA RD | 12 | 46 |
| BEAUMONT RD | 70 | 337 |
| BEDFORD RD | 27 | 134 |

Once you have found your address and your name, click the “View details” button.

Austin Dr, Fairless Hills PA address records

On 45-285 Austin Dr, Fairless Hills PA we have 61 property listings for the 422 residents and businesses. The average home sale price on Austin Dr has been \$101k.

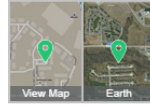
Austin Dr, Fairless Hills, PA

| Resident Name | Phone | More Information |
|---|---|------------------|
|  |  | - |

[View details »](#)

Click “Information Control”.

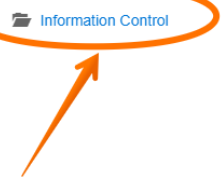
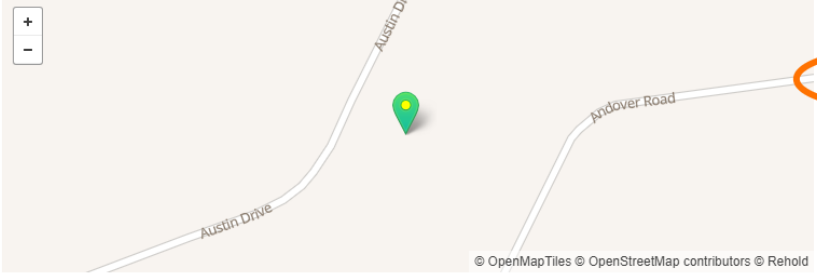
Austin Dr
Fairless Hills, PA



City Forum

Property Detail Report

- Rent:
Fairless Hills PA (6)
- Recent Rents:
Fairless Hills PA (26)



RESIDENT HISTORY for Austin Dr, Fairless Hills PA

Who has lived here

| Resident Name | Phone | More Info |
|---------------|------------|-----------|
| [Redacted] | [Redacted] | - |

Click red "Remove" buttons and then click "Apply".

Austin Dr

Fairless Hills, PA

SELECT INFORMATION DOES NOT BELONG THIS ADDRESS

PHONES



PEOPLE



Apply

FOR OFFICIAL USE ONLY

Enter your name and email address, solve ReCAPTCHA, click “Apply”.

PLEASE ENTER YOUR NAME:

AND EMAIL:

I'm not a robot

reCAPTCHA
Privacy - Terms



Open your email box and confirm the opt out process by following the link in the letter. Your request has been confirmed. It will be approved by the administrator. You will be notified by email. It may take up to 48 hours.

Opting out of SentryLink.com

Sentrylink.com offers comprehensive criminal checks and other employment screening products, with no contract and no monthly minimums.

How to remove your information from sentrylink.com?

To opt out of any future contacts from sentrylink.com please visit the “Change Profile” link or contact sentrylink.com via the email address or phone number given on their website.

Opting out of Spokeo.com

Spokeo provides you with a new source for timely, relevant and comprehensive information on companies and people.

How to remove your information from Spokeo.com

Navigate to your profile.

Find the link at the bottom of that page that says “Request Removal”.

Click this and use the form that follows.

View <http://www.spokeo.com/privacy>.

Opting out of StateRecords.org

Staterecords.org is a company providing types of searches and background checks (criminal and civil history, address, city, name and surname, marriage and divorce records).

How to remove your information from staterecords.org?

FOR OFFICIAL USE ONLY

As a courtesy, you may opt-out of having your information appear in search results on this website. When you submit your written request to the Data Management Department as explained below, staterrecords.org will remove your identifying information such as your name, address, and phone number from the databases. Remember, this process does not remove your information from available public records; it only removes it from this website.

It is vital that the website can confirm your identity so they may locate and remove the correct information from their databases. They require that all data removal request forms are accompanied by official proof of identity, such as a state issued ID or a driver's license. This will ensure that they have fully matched the information you would like removed with the information stored on their databases. Please be sure to obscure or redact your photo and ID/driver's license number prior to sending them the copy of one of these documents.

Please print and complete the Data Removal Request form available at [opt_out_form.pdf](#)

Be sure to include any of the following reasons for your request:

You are a state, local or federal law enforcement officer or public official and your position exposes you to a threat of death or serious bodily harm.

You are a victim of identity theft.

You are at risk of physical harm.

You have evidence the record is incorrect or expunged.

To help to locate the information you wish to be removed/withheld, you may provide staterrecords.org with the location of the data in question in a form of website/URL link.

Please fax or mail your Data Removal Request along with your proof of ID and copies of any applicable court orders to:

Fax: (617) 507-0410 (This fax number is for data opt-out requests ONLY. The Opt Out Compliance Department does not manage any customer related issues)

*Opt Out Compliance Dept.
PO Box 130369
Boston, MA 02113*

Please allow upwards of 30 days for to fully process your Data Removal Request.

Please note: staterrecords.org currently do not process Data Removal Requests by email or over the phone. They may not be able to process incomplete requests, which are missing proof of identification and/or vital information such as name, address and date of birth.

Opting out of SearchBug.com

SearchBug is a professional online service for finding and investigating people, businesses, addresses, phone numbers, conducting social security number verification in lieu of e-verify, and much more.

How to remove your information from searchbug.com?

FOR OFFICIAL USE ONLY

Visit the website.

Type your first and last names, location. Click "Search".

People Businesses

John Doe **Search**

Find a profile that belongs to you. Click on the name.

| | Name | Age | Address | Phone |
|---|----------------------|-----|------------|------------|
| 1 | John | 68 | [REDACTED] | [REDACTED] |
| 2 | John | 82 | [REDACTED] | [REDACTED] |
| 3 | John | 61 | [REDACTED] | [REDACTED] |
| 4 | John | 49 | [REDACTED] | [REDACTED] |

In the upper right corner find "Remove" button and click on it.

Search > Results [BACK] > Details << Prev Record 1 of 11 Next >> How to Print and Send to Phone? **Remove**

John

Customers Usually Consider These Additional Reports

Background Check on John - [Sample Report](#)

- Useful For**
 - Determining or verifying subject's identity
 - Getting insight on personal details, places lived and associates
- Obtain Current and Previous Info** (not all data is available for all records)
 - Names, addresses, phone numbers, email, neighbors, relatives, marital status
 - Property details, vehicles, bankruptcies, possible criminal records and other details.

| | |
|-------------------|------------------------------------|
| Years at Address: | available |
| Age: | 68 |
| Date of Birth: | available |
| Homeowner: | available |
| Est. House Value: | available |
| County: | available |
| Phone Service by: | Verizon North Inc. |
| Time Zone: | Eastern Daylight Time (EDT) |
| Time at Location: | 7/6/2017 9:18:00 AM |

Enable "I agree", Retype verification code and click "Remove" button.

Remove Personal Listing



Read and check the box

I represent that I am either (a) the person whose listing is being removed hereby or (b) an authorized agent of this person. I understand that after I remove the listing, it will no longer be included in the people search results on SearchBug Website.

I Agree

Retype verification code

724600 >>>> 724600

Remove

Opting out of SuperPages.com

Superpages.com helps find valuable local business information from driving directions and hours of operation to Web links and customer reviews.

How to remove your information from superpages.com?

Superpages.com is affiliated to Whitepages.com. As soon as you remove your records from WhitePages, they will be automatically removed from Superpages.

Here is [the instruction how to opt-out from WhitePages.com](#)

Opting out of StudOrDud.com

Stud or Dud searches through millions of records, checking for current address, phone numbers, traffic offenses, criminal records and sex offender records, property ownership, foreclosures and evictions, bankruptcies, tax liens and judgments, professional records including corporations and fictitious business names, professional licenses, DEA licenses and pilot licenses.

How to remove personal records from studordud.com?

Go to [opt-out page](#).

Search for someone to find the listing you want to remove.

Manage Your Public Records. Enter Your Information Below

John Middle Name Smith Los Angeles California

Select the person that best matches the name, current age and location of the person you are looking for.

74 People Results for **John Smith** in Los Angeles, CA

| | Name | Age | Has Lived In | Relatives/Associates | Full Report |
|----|---|-----|---|----------------------|----------------------------|
| 1. | John Eugene Smith John Smith John D Smith John Eugene Smith | 44 | Experiment, GA Los Angeles, CA Martinsville, VA | | This is me |
| 2. | John Merle Smith John Merle Smith John M Smith Jm Smith | 44 | Cheyenne, WY Lithonia, GA Layton, UT | | This is me |
| 3. | John Henry Smith John H Smith John Smith John Hsmith | 79 | Moreno Valley, CA Los Angeles, CA Laveen, AZ | | This is me |

Click “opt-out my info”.

Set Your Privacy Preferences


Choose how your public information will be displayed on StudOrDud.com.

[Keep showing my info](#) [opt out my info](#)

John Henry Smith | Age 79
Address: Moreno Valley, CA
Relatives: Brinson Disa | Chanel McBride | Dante Bonner | Denechia Smith

Tick reCAPTCHA and press "Continue".

Opt Out - Block Your Records





Block records for: John Smith
John Henry Smith | Age 79
Address: Moreno Valley, CA

I understand that StudOrDud.com will block the selected person's public records from being shown on Stud Or Dud. Stud Or Dud will also endeavor to block future public records that belong to the same person, but identifying these future records is not 100% accurate and cannot be guaranteed. I understand that Stud Or Dud does not own and operate all public records available on the Internet, and my information may still be found on other public web sites. I will need to contact those web sites to update privacy settings or have my information removed.

Yes, I agree to the Stud Or Dud offer terms, Privacy Policy, and Terms of Use.

Please check the box below to prove that you are not a robot.

I'm not a robot 



You records have been removed.

Opting out of SuperDataProfiles.com

SuperDataProfiles.com is a people search site, which collects personal details such as home addresses, phone numbers, DOBs etc.

How to remove personal records from superdataprofiles.com?

Visit superdataprofiles.com.

Search for someone to find the listing you want to remove.

Free People Search

Select the person that best matches the name, current age and location of the person you are looking for.

John Smith

[John Smith - Born 1964 - Minter, AL](#)

Updated: September 09, 2016

John Smith

Born 1964, Age 55,

🏠 [REDACTED] Till Rd

Minter AL [REDACTED]

[View More >](#)

John Smith

[John Smith - Born July 1945 - Washington Crossing, PA](#)

Updated: September 09, 2016

John Smith

Born July 1945, Age 73,

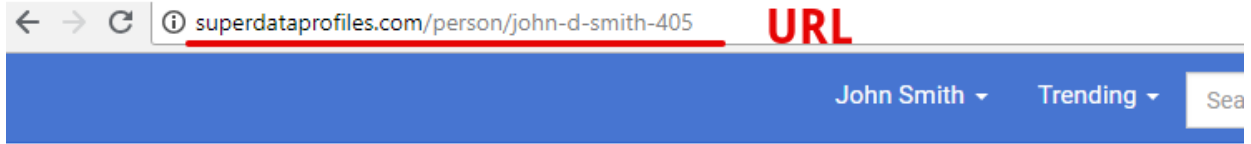
🏠 [REDACTED] Canal Run W

Washington Crossing PA [REDACTED]

[View More >](#)

John Smith

Copy the URL of the page you want to remove.



JOHN SMITH

JOHN SMITH CONTACT DETAILS

📍 416 Till Rd, Minter, AL 36761

📅 1964

[Get Full Background Report For John Smith](#)

Go to the [removal page](#).

Paste the URL of the page. Enter your email, phone number and solve CAPTCHA. Click "Submit".




Automatic Profile Removal


Enter your email, mobile phone or both for verification purposes.
Find your profile page on the website, copy and paste the URL of your profile page.

Profile URL
eg.: http://superdatapfiles.com/Person/John-Smith123

Email

Mobile Phone

Captcha 



In your email box find a notification from superdatapfiles.com and click the link to complete the removal process



Super Data Profiles <noreply@helpgator.co>

to me ▾

Hello John D Smith,

You have requested that the following url(s) be removed from superdatapfiles.com listings:

<http://superdatapfiles.com/person/john-d-smith-405>

<http://superdatapfiles.com/person/john-d-smith-405-minter-al>

To complete the removal process, please click this URL or paste it into your browser:

<http://superdatapfiles.com/Remove/Validate/1423/?key=g2TVuuef2P2LdA==>

This is an automated email, do not replay to this email.
Super Data Profiles Team Automated Email Concierge



Your records have been removed from superdatapfiles.com

Removing your Spring.me/ Twoo.com account

Spring.me was a social networking service. Until a rebranding in 2013, it was known as Formspring, a question-and-answer-based social network. As of August 1, 2015, the website has become a portal of Twoo.

How to delete your Spring.me/TWOO account?

Login to Spring.me.

Go to "Delete account" page.

Choose one of the option. Click "Continue".




Are you sure you want to delete your account?

We're sorry you want to delete your Twoo account. Consider these options before you permanently delete your account:

- Hide your account from Explore & Search results
- Remove all your data
- Get less emails
- Sign out instead
- Delete account





Can we change your mind, Mary?

Give us some more time to convince you. We'll give you 3 days of FREE Premium so you can enjoy the full Twoo experience.

Here's what you can do with Twoo Premium

- ✔ See all **your views & likes**
- ✔ See which messages are **being read**
- ✔ **Direct access** to profiles
- ✔ **Contact** everyone
- ✔ Browse **invisibly**

And much more...




[Delete account](#) 

Click "Delete account".

Choose the reason why you want to remove your account from Spring.me/Twoo.com. Click “Continue”.

We're sorry to hear that you still want to leave Twoo

Could you explain why you want to leave?

I have a privacy concern 

Could you give us some more details?

Keep me informed about improvements to the service and any special offers in the future

Continue 

Your Spring.me/Twoo.com account was deleted.

Removing your Spotify account

Spotify is a music streaming service that launched on 7 October 2008, is available in 65 regions, and is headquartered in Stockholm, Sweden.

How to delete Spotify account?

Log in to [close your account here](#).

Note: Be sure to cancel any subscriptions first.

Select “Account”.

FOR OFFICIAL USE ONLY

| | |
|---|---|
| Subscription | > |
| Account | > |
| Logging In | > |
| Technical Issues | > |
| Ideas / Feedback | > |
| Report an offensive or broken track/album | > |
| Personal data and privacy | > |

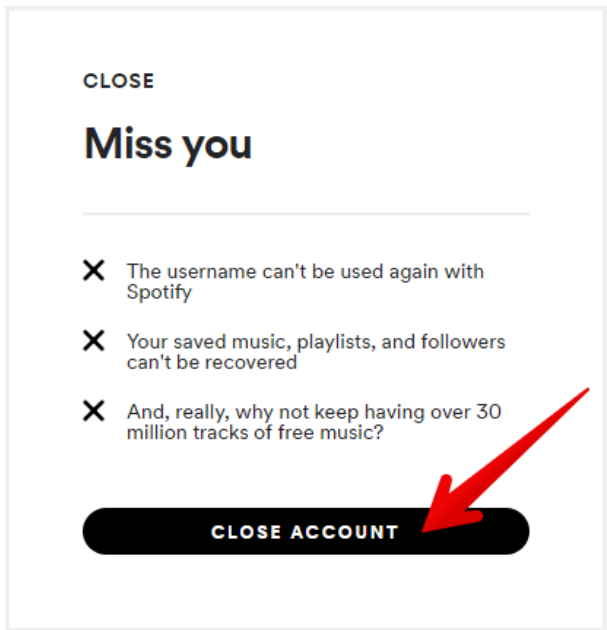


Click "I want to close my Spotify account permanently".

| | |
|---|---|
| Account details, country, or payment method | > |
| I want to cancel my Premium subscription and switch to Spotify's free service | > |
| I want to close my Spotify account permanently | > |
| Facebook created account | > |
| Premium for Family | > |
| Other | > |



Click "Close account".



Click "Close account" once again.

We're sad you want to leave us

Are you sure you need to? We might have a better solution for you.

[How to use Spotify](#)

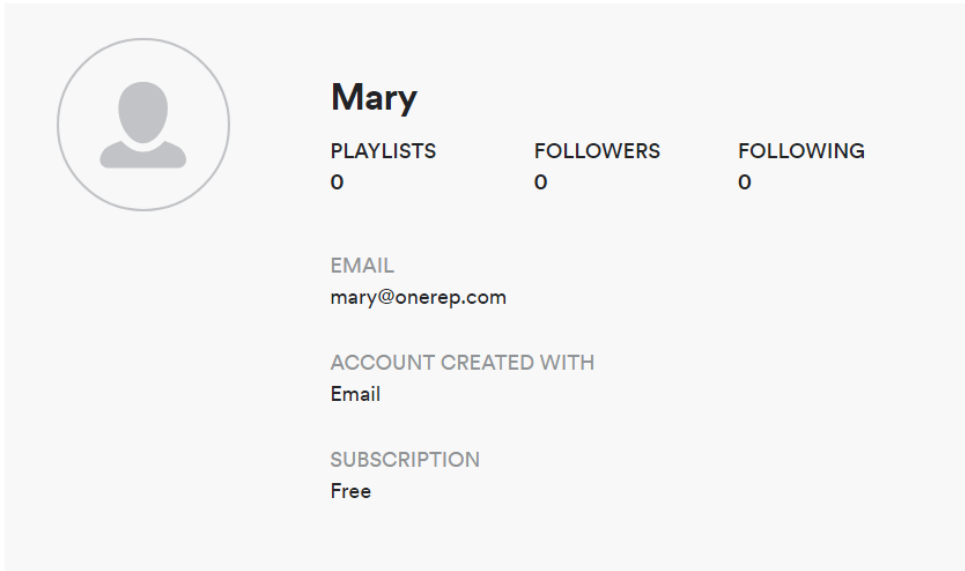
[Change email address](#)

[I want to use Spotify without Facebook](#)



Make sure the account you are closing is the right one. Click "Continue".

Before we say goodbye to your account, please take a moment to check it's the right one.



A user profile card for 'Mary'. On the left is a circular placeholder for a profile picture. To the right of the picture, the name 'Mary' is displayed in a large, bold font. Below the name are three statistics: 'PLAYLISTS 0', 'FOLLOWERS 0', and 'FOLLOWING 0'. Further down, the email address 'mary@onerep.com' is listed under the heading 'EMAIL'. Below that, it says 'ACCOUNT CREATED WITH Email'. At the bottom, the subscription status is 'SUBSCRIPTION Free'.

Wrong account? Please [log out](#) and try again.

No access to mary@onerep.com? [Change your email address](#) and try again.

← BACK



Here is what will happen next.

Thanks! Just a few things you need to know...

YOU WILL LOSE

- Your username, it can't be used again with Spotify
- Your saved music
- Your playlists
- Your followers

We will send you a verification email. Click the link in it to complete the closing process.

You have up to 7 days to reactivate your account if you change your mind.

If you successfully applied for student discount less than 12 months ago, you will not be able to apply for it on a new account until those 12 months have elapsed.

When you close your account, we will delete or anonymise your personal data so that it no longer identifies you, except for data we are legally allowed or required to maintain, such as for tax and accounting purposes, unresolved disputes, and security or fraud prevention.

I understand, and still want to close my account

[← BACK](#)



[CONTINUE](#)

Check your email box and confirm you want to close your Spotify account.



Please confirm you want to close your Spotify account

Hi Mary,

Please click the button below within 24 hours to close your Spotify account.



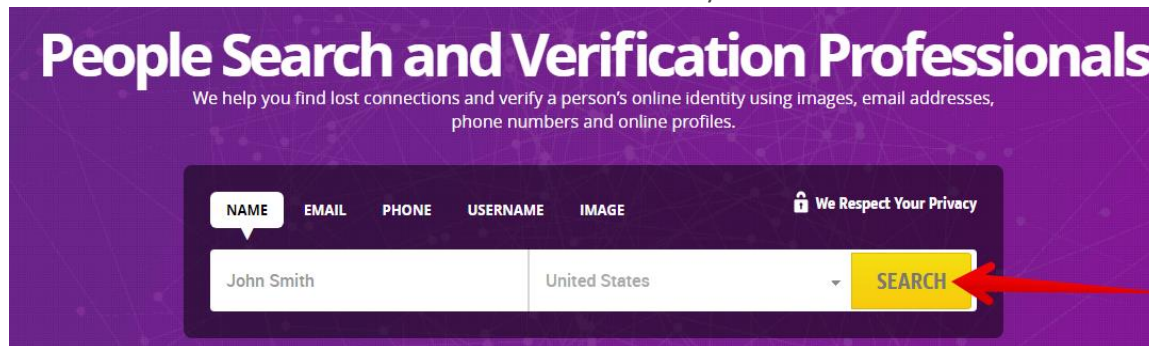
Your account is now closed.

Opting out of SocialCatfish.com

Social Catfish is an investigation service based in Southern California. It Verifies things like images, social profiles, phone numbers, emails, jobs and a lot more.

How to remove records from socialcatfish.com?

Visit socialcatfish.com. Enter the name and select a country. Click "Search".



Select age range and click "Continue".

Please Help Us Refine Your Search ✕

SELECT ONE OR MORE AGE RANGES

Don't Filter by Age

18-25

26-35 1

36-45

46+

2

CONTINUE

Find a result that matches whom you are looking for the most. Once you find a match, move the mouse cursor to the profile you want to remove. Click right mouse button and choose “Copy link address” option.

Go to [the opt-out form](#).

With the right mouse button, paste the link to the profile. Write your email address. Tick reCAPTCHA and click “Remove this listing” button.

URL

Example: "https://socialcatfish.com/person/james-smith-4409420961/"


https://socialcatfish.com/person/john-smith-18592411/

Email Address

To complete this process we will send you a confirmation link

██████████@gmail.com

✓ I'm not a robot



REMOVE THIS LISTING

Check your email. To complete the removal process, please click the URL or paste it into your browser.

Directory Removal Confirmation

You have requested to remove the following url from SocialCatfish searches:
<https://socialcatfish.com/person/john-smith-18592410/>

To complete the removal process, please click this URL or paste it into your browser:
<https://socialcatfish.com/opt-out/verify/8277/4ec6ac4908>

Sincerely,
The SocialCatfish Team



Opting out of Secure.PublicRecords.com

Secure.publicrecords.com is a people search website that shows your personal information: full name, address, phone number, etc.

How to remove information from secure.publicrecords.com?

You can submit an opt-out request via fax or postal mail. Regardless of which method you choose, in order for secure.publicrecords.com to suppress your personal information from appearing in their databases, they need to verify your identity. To do this, they need proof of identity, consisting of: - a copy of a government-issued ID with any photo or ID number crossed out. Examples: driver's license, U.S. passport, U.S. military ID card, state-issued ID card, or employee ID card from a state agency.

In addition to your proof of identity, please include the following so the website can accurately identify your records:

- Name
- Date of Birth
- Address

Here is the contact information for submitting your request:

Fax (425) 974-6194
Mail P.O. Box 4145
Bellevue, WA 98009-4145

Your information will be removed from the database in approximately 7-14 days. The subject of a particular record must submit opt-out requests individually. Bulk opt-out requests will not be fulfilled.

Opting out of TenantScreeningUSA.com

Tenantscreeningusa.com is a public records provider and specializes in creating customized websites that formats information reports. It was created in partnership with TransUnion using their SmartMove technology to meet the modern day tenant screening needs of landlords and apartment managers.

How to remove your information from tenantscreeningusa.com?

You can correct or update at any time the personal information that you provided and that tenantscreeningusa.com maintains on you by accessing the SmartMove Web site and selecting "Account Information" from the Main Menu.

Opting out of TopPeopleSearch.com

TopPeopleSearch.com provides free people search service to the public. TopPeopleSearch.com is a gateway to publicly available information from top people search engines and data provider.

How to remove your information from TopPeopleSearch.com?

<http://toppeoplesearch.com/remove.aspx>

TopPeopleSearch.com no longer housed people records you see from search results. People search results are provided from their affiliates Spokeo.com, PeopleFinders.com, and USSearch.com. You will have to contact them directly to request an opt out.

Opting out of Trees.Ancestry.com

Trees.ancestry.com is a genealogy and vital records site that collects information about family trees (name, surname, age).

How to remove your information from trees.ancestry.com?

Email customersolutions@ancestry.com your request for removal, include in the email your email address, the URL address to the page in which the information appears, and specify what you would like to have removed. You will be asked to provide a copy of government issued identification.

Wait up to 2 business days.

Opting out of Tru-Signal.com

Tru-signal.com is a company providing solutions for marketing. Tru-signal.com collects email addresses and phone numbers.

How to remove your information from tru-signal.com?

Tru-signal.com directs you to <http://www.networkadvertising.org/choices/> and <http://www.aboutads.info/choices/>, where you have option to opt out tru-signal.com.

Opting out of TruthFinder.com

TruthFinder.com is a website that pores over hundreds of millions of available public records, social network data, uncovers arrest records, contact information, address history, social media data, and more.

How to remove your information from TruthFinder.com

Go to [removal page](#).

Enter your first and last name, city and state. Click on “Search” button.

START HERE - Enter your name and state to locate the record you wish to remove

| | | | | |
|--|---|---|---|--------|
| FIRST NAME: | LAST NAME: | CITY: | STATE: | SEARCH |
| <input type="text" value="e.g. John"/> | <input type="text" value="e.g. Smith"/> | <input type="text" value="e.g. Chicago"/> | <input type="text" value="All States"/> | |

Please enter a first name

Find a result that matches your request. Once you do it, click “Remove this record”.

CHOOSE A RESULT BELOW ↓

Next Steps: Find a result that matches whom you're looking for the most. Use the dropdown to the right or click the column names in the table below to sort your results. Once you find a match, click "Remove This Record".

Want to narrow down the results? [Perform an advanced search](#)

Sort By:

| NAME | AGE | LOCATION | POSSIBLE RELATIVES | VERIFIED RESULT | FULL REPORT |
|--|-----------|----------------------------|--------------------|-----------------|---------------------------|
| John A. Smith aka: John A. Smith | 82 | Chicago, IL Atlanta, GA | | | REMOVE THIS RECORD |

Enter your email address. Truthfinder will send you a confirmation email. We recommend using temporary disposable email services like guerrillamail.com, mytemp.email, tempmailaddress.com etc. The temporary mail address will keep your original email safe and protect your real inbox from spam. After you enter an email address, click “Send confirmation email”.

Your Request Is Ready For Confirmation

After submitting your email address, you will receive a confirmation email asking you to confirm the record that you want removed. **Please Note: Confirmation is required to process your Opt Out. If you do not receive a confirmation email, please be sure to check your spam folder and move the confirmation email to your regular inbox.**


Once you click the "Confirm Opt Out" button inside the email you receive, we will begin processing your Opt Out request which can take up to 48 hours. Any email address submitted with this request is ONLY used for the confirmation email.

EMAIL ADDRESS:

8rfy8f+4m314etb3ro8c@sharklasers.com

RE-SEND CONFIRMATION EMAIL

Open your email box/ temporary email and confirm opt-out.



Your profile on truthfinder.com will be removed shortly after the opt out request is submitted. It may take up to 48 hours.

Opting out of Thatsthem.com

Thatsthem.com allows you to find people using the information you know about them.

How to remove your information from thatsthem.com?

Go to the [Opt-Out page](#).

Fill out the form:

Enter your First and Last name

Email address

Phone number

Street name

State

City

Zip code

Contact email

Solve reCAPTCHA and press “Submit Opt-Out Request” button.

ThatsThem Optout Form

ThatsThem.com allows any visitor to contact us and request their information not be shared through the search results or to third parties. To Optout, please complete the form below with your full name, email address, street address, state, city, ZIP code and phone number. **Please send optout requests for each record that you would like to optout. If you find multiple records with different information for a single individual, you will need to submit an optout request for each of those records.** Thank you!

First Name: Jessica | Middle Name: ex: Michell | Last Name: [Redacted]

Email Address: [Redacted] | Phone: 207-[Redacted]

Street: Stillwater Ave | State: Maine | City: Bangor | ZIP Code: [Redacted]

Contact Email: [Redacted]

Yes, it is okay to contact me with updates and additional information.

Yes, it is okay to share this information with other companies for the sole purpose of removing my information.

Yes, I am interested in online identity theft protection.

I'm not a robot

Submit Optout Request

Opting out of theidentitypages.com

Theidentitypages.com is a people-search website where you can find addresses, telephone numbers, emails, DOB.

How to remove your information from TheIdentityPages.com?

Go to theidentitypages.com. Type your first and last names, state and city. Click on “Search”.

Find the profile that contains information about you.

RESULTS

JOHN M SMITH

[John M Smith, The Identity Pages, Born November 1, \[REDACTED\]](#)

Updated: December 29, 2016

John M Smith

Born November 1, [REDACTED]

[View More >](#)

JOHN SMITH

[John Smith, The Identity Pages, , ,](#)

Updated: May 17, 2016

John Smith

[View More >](#)

JOHN SMITH

[John Smith, The Identity Pages, , ,](#)

Updated: May 27, 2016

John Smith

Copy the URL (link) of your profile.

Secure | <https://theidentitypages.com/person/john-smith-...-wa> URL ☆

THEIDENTITYPAGES

JOHN M SMITH

[VIEW BACKGROUND CHECK →](#)

JOHN M SMITH CONTACT DETAILS

| | | |
|-----------------------|------------------|----------------------|
| ESIDENCE | BORN | TELEPHONE |
| Ave, ..., WA 98520 | November 1, ... | 360-... |
| | EMAIL | |

Go to <https://theidentitypages.com/Remove>. Paste the URL (link) of the profile, your email, mobile phone and solve reCAPTCHA.

AUTOMATIC PROFILE REMOVAL

Enter your email, mobile phone or both for verification purposes.
Find your profile page on the website, copy and paste the URL of your profile page.

Profile URL
eg.: <https://theidentitypages.com/person/John-Smith123>

Email

Mobile Phone

Captcha

Open your email box and find an email from the theidentitypages.com. To complete the removal process, click the URL.

The Identity Pages <noreply@helpgator.co>

to me ▾

Hello John M Smith,

You have requested that the following url(s) be removed from theidentitypages.com listings:

<http://theidentitypages.com/person/john-smith->

<http://theidentitypages.com/person/john-smith>

To complete the removal process, please click this URL or paste it into your browser:

<http://theidentitypages.com/Remove/Validate/62691/?key=Ly3hu5juQk94Sw==>

This is an automated email, do not replay to this email.
The Identity Pages Team Automated Email Concierge



Opting out of truepeoplesearch.com

Truepeoplesearch.com was created to find old classmates, neighbors, roommates and family members.

How to remove your information from truepeoplesearch.com?

Go to [the removal page](#). Tick the box.

Record Removal Request

To remove your record please follow these instructions EXACTLY.

- Agree to the terms and check the "I'm not a robot" button
- Click the 'begin' button below.
- Search for your record, click on the details button to bring up your record detail.
- At the bottom of the record detail page click the 'remove this record' button. If you don't see that button you are either on the wrong page or your session expired (in which case start over here).
- You are done. Your record will be removed everywhere on the site.



By checking this box I agree that I am the subject of the record I am requesting to be removed (i.e. it contains my name, address and/or phone numbers) or the subject has authorized me to have it removed for them.



I'm not a robot



reCAPTCHA
Privacy - Terms

Begin Removal

Type your first and last names; specify your city and the state.

Choose the profile that refers to you. When you open it, scroll down until the bottom of the page and click "Remove This Record" button.



Previous Addresses

[Redacted]
Machias, ME [Redacted]
(Mar 2009)

Map

[Redacted]
Machias, [Redacted]
(Feb 2009)


Map

[Redacted]
Jonesboro, [Redacted]
(Nov 1997)

Map

View All Addresses

Sponsored Links



Remove This Record



You records were removed successfully!

Opting out of TelephoneDirectories.us

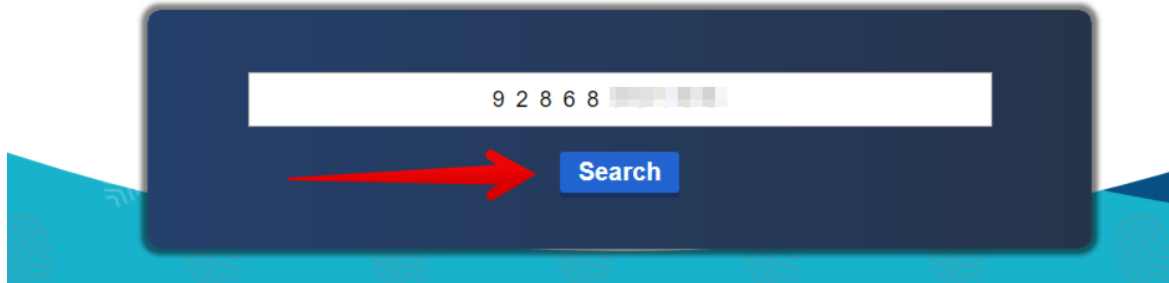
TelephoneDirectories.us shows first and last name, phone number, city, state, zip code, etc.

How to remove personal records from telephonedirectories.us?

Go to [removal page](#).

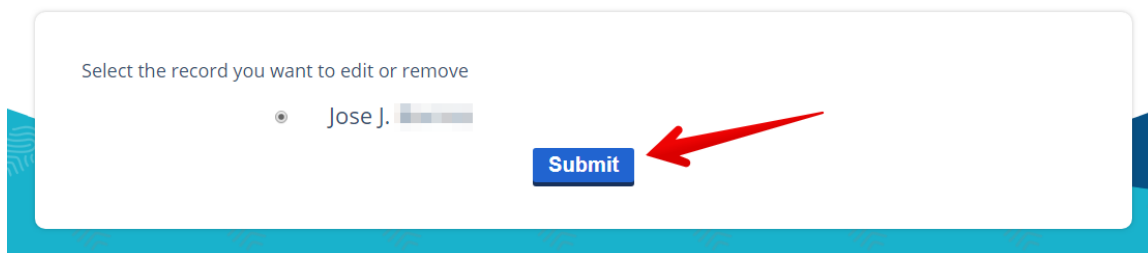
Enter the phone number, solve reCAPTCHA and click "Search" button.

Edit records from our database

A screenshot of a search interface. It features a dark blue header with the text "Edit records from our database". Below the header is a white search bar containing the phone number "9 2 8 6 8" followed by a blurred area. To the right of the search bar is a blue button labeled "Search". A red arrow points from the search bar towards the "Search" button.

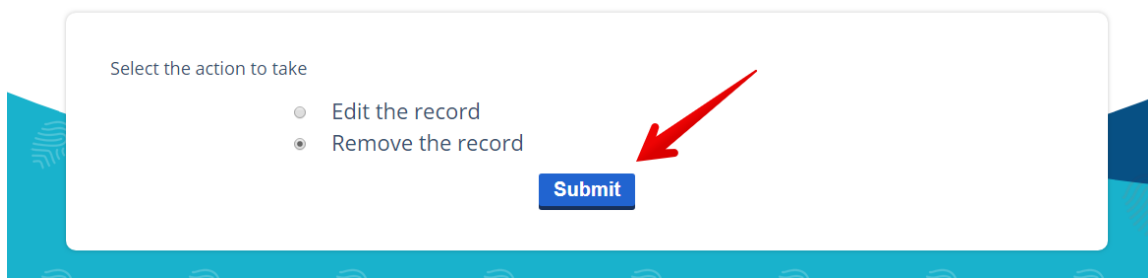
Remove selected records from telephonedirectories.us.

Edit records from our database

A screenshot of a record selection interface. It has a white background with the text "Select the record you want to edit or remove". Below this text is a radio button followed by the name "Jose J." and a blurred area. To the right of the name is a blue button labeled "Submit". A red arrow points from the "Submit" button towards the right.

Select "Remove the record" option. Click "Submit".

Edit records from our database

A screenshot of an action selection interface. It has a white background with the text "Select the action to take". Below this text are two radio buttons: "Edit the record" and "Remove the record". The "Remove the record" option is selected. To the right of the options is a blue button labeled "Submit". A red arrow points from the "Submit" button towards the right.

Your records have been removed from telephonedirectories.us

Opting out of TennHelp.com

TennHelp.com is a people search website, which aggregates different records: criminal, birth, death, vital records and much more.

How to remove records from TennHelp.com?

Follow the link to start a search.

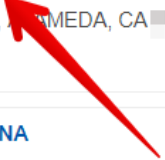



Select a state.

Search For Public Records and Phone Records


- ▶ [Alaska Public Records and Phone Records](#)
- ▶ [Alabama Public Records and Phone Records](#)
- ▶ [Arkansas Public Records and Phone Records](#)
- ▶ [Arizona Public Records and Phone Records](#)
- ▶ [California Public Records and Phone Records](#)
- ▶ [Colorado Public Records and Phone Records](#)
- ▶ [Connecticut Public Records and Phone Records](#)
- ▶ [Washington DC Public Records and Phone Records](#)
- ▶ [Delaware Public Records and Phone Records](#)
- ▶ [Florida Public Records and Phone Records](#)
- ▶ [Georgia Public Records and Phone Records](#)
- ▶ [Hawaii Public Records and Phone Records](#)

Find a result that matches whom you are looking for the most. Once you find a match, click the name.

Public Records and Phone Records Listings

| | |
|--|--------------|
|  CARL HARBOR RD, ALAMEDA, CA  | 5917.94 mile |
| DIANA MARINA VILLAGE PKWY, ALAMEDA, CA  | 5915.92 mile |
| ALBERT MORTON ST, ALAMEDA, CA 94501-2411.  095- | 5916.31 mile |



Copy the URL of the profile.

← → ↻  Secure | <https://www.tennhelp.com/ALAMEDA/CA/phone-book/>...

URL

Phone Search

Public Records and Phone Records in Alameda, California

, CARL
HARBOR RD, ALAMEDA, CA


Driving Distance from , : 5917.94 mile

[Directions](#)

Go to the [removal page](#). Fill out the opt-out form. Enter your first and last name, city and state. Write your email and paste the URL of your profile. Click "Submit" button.

FOR OFFICIAL USE ONLY

* Last Name:

* First Name:

* City:

* State Abbrev:

Company:

Your Position:

* Email:

Phone Number:

* Change or Remove?:

* URL of Listing: (give us the exact URL of the web page where your listing is displayed on our site)

Reason/Comments: (include any modifications you are requesting, if applicable)

* I agree that I am authorized to request these changes:

* Anti Spam Please type this word backwards: 4dic8k



Your listing has been deleted.

Opting out of TrueCaller.com

Truecaller.com stores information about phone numbers all over the world.

How to remove your information from truecaller.com?

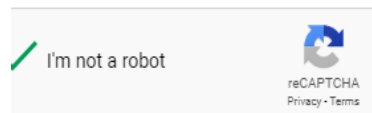
Follow the unlisting [link](#).

Enter your country and phone number. Solve reCAPTCHA and click the “Unlist Phone Number” button.



Country

Phone number



Confirm the unlisting process by clicking the “Unlist Phone Number” once again.

Unlist phone number

Are you sure you want to unlist your phone number?

This means you can no longer use the app.

CANCEL

UNLIST PHONE NUMBER



Your phone number was unlisted. Please note that it can take up to 24 hours before the number is removed.

Opting out of USABackground.com

BCS background screening; LLC is a background company providing background checks, employment, healthcare screening, and nanny and coach search.

How to remove your information from BCS background screening, LLC?

Email to support@usabackground.com with a scan-copy of driver license or ID card.

Removing information is at the discretion of BCS background screening, LLC and being done case by case.

You will be notified after review of your application.

Opting out of USIdentify.com

US Identify is a people search service. It provides direct access to billions of public records that help find people quickly and easily.

How to remove your information from usidentify.com?

Mail usidentify.com a request with your full name, date of birth and current city and state to: 9450 SW Gemini Dr. Suite #29296, Beaverton, OR 97008-7105. Please note that changes you request may not be effective immediately.

Note that despite any request for removal of or change to personally identifiable information, usidentify.com may need to retain certain information for recordkeeping purposes and there may be residual information that will remain within the databases and other records, which will not be removed or changed.

Opting out of USAProfilePages.com

USA Profile Pages is helps people reconnect with friends, colleagues, veterans and schoolmates.

How to remove your information from usaprofilepages.com?

Go to <http://usaprofilepages.com/>. Type your first and last names. Click on "Search".

Find the profile that contains information about you.

Results

John J Smith



[View More >](#)

John Smith

[John Smith, ,](#)

Updated: March 06, 2017

John Smith


[View More >](#)

Copy the URL (link) of your profile.

usaprofilepages.com/person, [redacted] URL

ProfilePages

files...



John Smith Reading, PA

John Smith, is a resident of Pennsylvania and lives in Reading, 48 miles from the Harrisburg, the capital of Pennsylvania.
There are 206,669 other background records in Reading, Pennsylvania.
John Smith consumer profile indicates an interest in Health / Medical.
John Smith lives with 1 other family member. John Smith is Single

[VIEW BACKGROUND CHECK →](#)

Go to <http://usaprofilepages.com/Remove>. Paste the URL (link) of the profile, your email, mobile phone and solve reCAPTCHA.

Automatic Profile Removal

Enter your email, mobile phone or both for verification purposes.
Find your profile page on the website, copy and paste the URL of your profile page.

Profile URL

eg.: <http://usaprofilepages.com/person/John-Smith123>

Email

Mobile Phone

Captcha



Open your email box and find an email from usaprofilepages.com. To complete the removal process, click the URL.

FOR OFFICIAL USE ONLY

Hello John J Smith,

You have requested that the following url(s) be removed from usaprofilepages.com listings:

<http://usaprofilepages.com/person/john-j-smith-200>

<http://usaprofilepages.com/person/john-j-smith-reading-pa-200>

To complete the removal process, please click this URL or paste it into your browser:

<http://usaprofilepages.com/Remove/Validate/62718/?key=hwMPZebF8xZHCA==>

This is an automated email, do not replay to this email.
USA Profile Pages Team Automated Email Concierge



Opting out of USPeople.info

USPeople.info provides its users with an access to one of the most up to date sources of address and phone number information of people in the US.

How to remove your information from uspeople.info?

Read the instruction [here](#)

Opting out of USAReversePhone.com

USAReversePhone.com is an online phone directory that shows to whom belongs the phone number, location, gender, age, relatives, etc. USAReversePhone.com collects public information and provides an access to it.

How to remove your information from USAReversePhone.com?

Go to [USAReversePhone.com opt-out page](#)

Enter the phone number you want to remove from this particular website. Enter your email address. Tick reCAPTCHA and click “REMOVE THE PHONE NUMBER” button.



Opt Out

Phone number you want to be removed from USAReversePhone

650-██████

Email address

██████@onerep.com

To complete this process we will send you a confirmation link

I'm not a robot




REMOVE THE PHONE NUMBER


Open your email box and find a confirmation from USAReversePhone.com. Click “CONFIRM REMOVAL” button to complete the removal process.



USARreversePhone Directory Removal Confirmation Inbox x

 USARreversePhone <noreply@usareversephone.com>
to me

2:52 PM (0 minutes ago) ☆



You have requested that the following phone number be removed from USARreversePhone:

[561](#)

To complete the removal process, please the button below:



USARreversePhone.com, 2017

Your Opt-Out Request Is Completed. The phone number is removed from USARreversePhone.

Opting out of VoterListsOnline.com

Aristotle: voter lists online is a voters list website provides consumer, voter and state donor lists. Voterlistsonline.com does not provide search by name and surname.

How to remove your information from Aristotle: voter lists online?

To change or delete your information email to remove@aristotle.com.

Opting out of VirtualYP.com

Virtualyp.com is worldwide yellow pages.

How to remove your information from virtualyp.com?

In order to be removed from virtualyp, please email at support@virtualyp.com with the removal request.

Opting out of VisualWho.com

Visualwho.com is a people-search website where you can find addresses, telephone numbers, emails, DOB.

How to remove your information from visualwho.com?

Go to <http://visualwho.com/>. Type your first and last names, state and city. Click on "Search".

Find the profile that contains information about you.

Search

Jessica [redacted] ME 


RESULTS

Jessica [redacted]


Jessica [redacted] | .. | [Contact Info](#)
Updated: September 26, 2016

Jessica [redacted]

[View More >](#)





Copy the URL (link) of your profile.

← → ↻  [visualwho.com/person/jessica-\[redacted\]](http://visualwho.com/person/jessica-[redacted]) **URL**

VisualWho Jessica [redacted] ▾ Related Profiles ▾

JESSICA [redacted] CONTACT INFO

 Mapleview Cir, Poland, ME ([redacted])

 Phone: 207-[redacted]

Personal Arrest Records 4 Secrets

1) For Jessica [redacted] and State 2) Access Full Background Checks

Go to <http://visualwho.com/Remove>. Paste the URL (link) of the profile, your email, mobile phone and solve reCAPTCHA.

Automatic Profile Removal

Enter your email, mobile phone or both for verification purposes.

Profile URL

Email

Mobile Phone

Captcha 

Open your email box and find an email from visualwho.com. To complete the removal process, click the URL.

Visual Who <noreply@helpgator.co>

to me ▾

Hello Jessica ,

You have requested that the following url(s) be removed from visualwho.com listings:

<http://visualwho.com/person/jessica->
<http://visualwho.com/person/jessica->

To complete the removal process, please click this URL or paste it into your browser:

<http://visualwho.com/Remove/Validate/62731/?key=cbogN/cas14udA==>

This is an automated email, do not replay to this email.
Visual Who Team Automated Email Concierge

Opting out of VoterRecords.com

VoterRecords.com is a free political research tool for the study of public voter data. They provide demographic and statistical information for both people and locations as well as a method to detect possible voter fraud and/or clerical errors resulting in being registered to vote in multiple locations or being illegally registered to vote.

How to remove your information from voterrecords.com?

1. Search for a person.
2. Click on the person's name in the search results, this will take you to the individual's detailed record page.

Page 1 of 599

| Person | Location | Voter Details |
|-------------------------------------|--|---|
| John E Smith Gender: Male | Residential Address: [REDACTED] | Party Affiliation: Republican Party Registered to Vote In: [REDACTED] Voter Status: Active |
| John A Smith Gender: Male | Residential Address: [REDACTED] Mailing Address: [REDACTED] United States Of America | Party Affiliation: Republican Party Registered to Vote In: [REDACTED] Voter Status: Active |



VIEW DETAILS >



VIEW DETAILS >

3. Scroll to the bottom of the page and click the Record Opt-Out link at the bottom as pictured below. This will take you to the opt-out form specific to that record.

[Terms & Conditions](#) [Privacy Policy](#) [About Us](#) [Frequently Asked Questions](#) [Contact Us](#) [Record Opt-Out](#)



4. Once the form is submitted you will receive an email with a verification link that you will need to click to verify your opt-out request. (Not everyone will receive the verification email. If you do not receive the email this typically means your record was successfully processed without additional verification being needed.)

Once you have done this, data such as: house number, phone, and email address should no longer appear on this site. Make sure to refresh the page and clear your browser cache if you are still seeing the data after you have completed these steps.

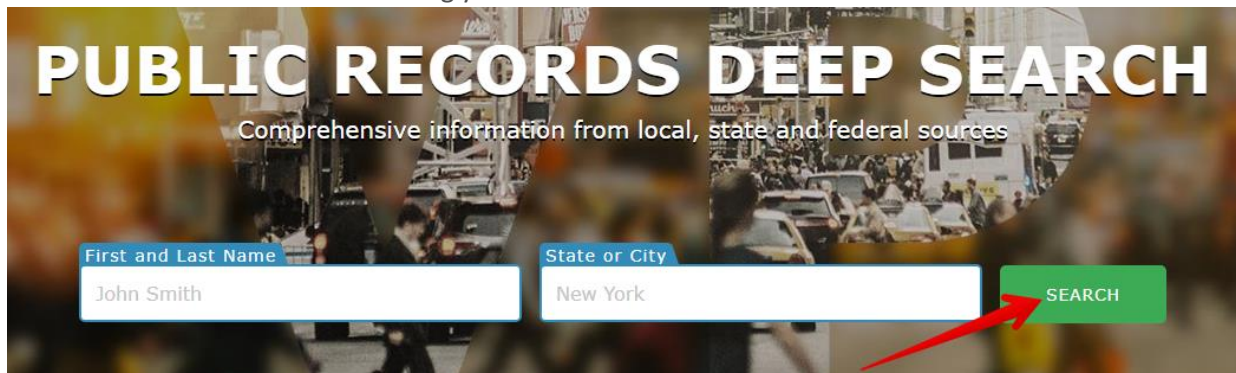
Opting out of Veripages.com

Veripages.com is a public records search engine, which collects current and detailed data including address history, civil records, court reports and criminal records.

How to remove personal records from veripages.com?

Visit [the website](#).



Search for someone to find the listing you want to remove.



FOR OFFICIAL USE ONLY

Select the person that best matches the name, current age and location of the person you are looking for.

More than 200 results found
Please specify city to narrow down your search.

| FULL NAME | AGE | CURRENT ADDRESS | CLOSEST RELATIVES |
|---|-----|---|--|
| <u>John E Smith</u> aka Johnanddebora Smith, J Smith | 59 | Madison, SD Henderson, NV Las Vegas, NV Seligman, AZ |  VIEW FULL PROFILE |
| <u>John L Smith</u> | 57 | Village Mills, TX Albany, GA Winnie, TX Beaumont, TX |  VIEW FULL PROFILE |

Copy the URL of the page.



John E Smith, 59

aka

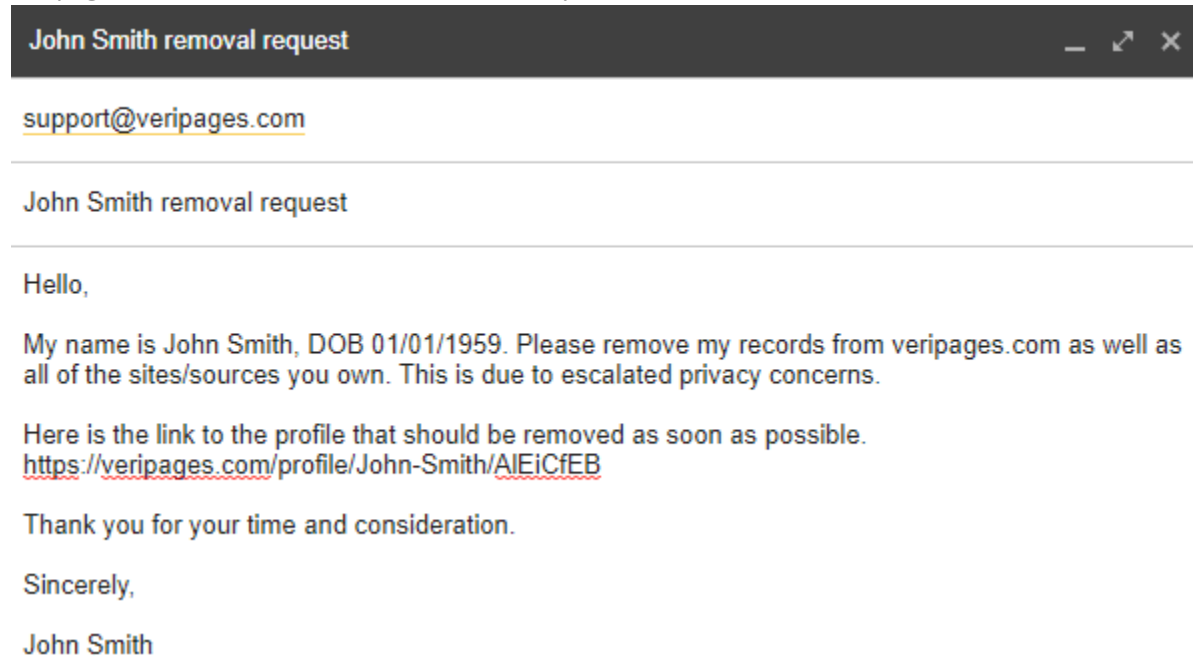
Johnanddebora Smith, John D Smith, J Smith
Madison, SD

Closest known relatives

[Cindy Robbins](#) 57, [Charles Raphael Smith](#) 28, [Nathaniel D Smith](#) 39, [Rebecca A Smith](#) 30, [Charlotte L White](#) 74, [Zena Smith](#), [Kimberly Smith](#) ~28, [Kimberly R Smith](#) 32, [Gregory A Howard](#) 50, [Deborah G Smith](#) 62, [Sharon L Sr Clair J White](#) 70

Request to opt-out via email, at support@veripages.com. The template of the email is provided below. Please include in your request such information as First and Last names, Date of Birth, paste the URL of the profile you would like to remove. (Veripages.com will use this data to remove exactly your profile and not somebody else's). It is very important to ask them remove your data not only from

veripages.com but from all other websites they own.



Opting out of VoterListings.com

Voterlistings.com is a political research tool for US voter records.

How to remove your information from voterlistings.com?

Go to voterlistings.com

Enter your first and last name, city, and state info and press the magnifier button.



Once you have found the match with your personal info, press the "View record" button.

32 results found for John Smith in [redacted] - Page 1

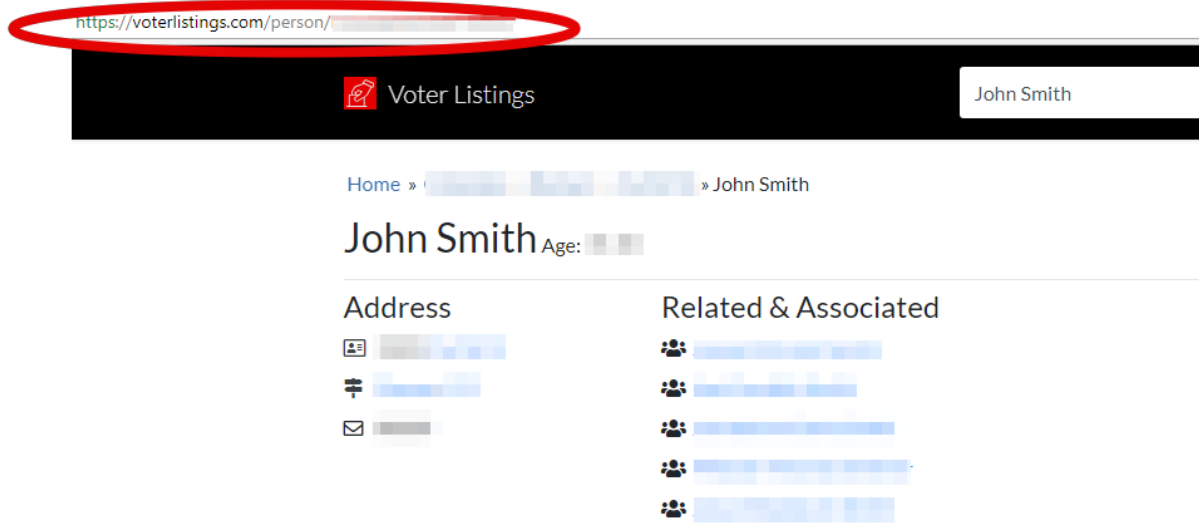
John Smith

Age: [redacted]

Location: [redacted]

View Record

Copy the link connected to your profile above.



Get back to the main page, scroll it down and click "Opt out" option.

Paste the copied link and click "Submit".

Opt out from voterlistings.com

Enter complete profile URL

example <https://voterlistings.com/person/7xe2plmnhkdrax3o956g>



Click the red "Remove" button. Your record will be set for a removal.

Is this the person you want to remove ?

John Smith

Age: [redacted]

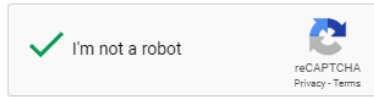
Address

[redacted]

[redacted]

[redacted]

url: https://voterlistings.com/person/i-[redacted]



No

Remove



Give cache up to 48 hours to complete removal from the website.

Opting out of VerifyThem.com

Verifythem.com is a background check platform that provides detailed personal material, runs criminal reports and gives access to other private information.

How to remove your information from verifythem.com?

Go to verifythem.com.

Scroll down the main page and find an opt out option in the “Other links” section. Click it.



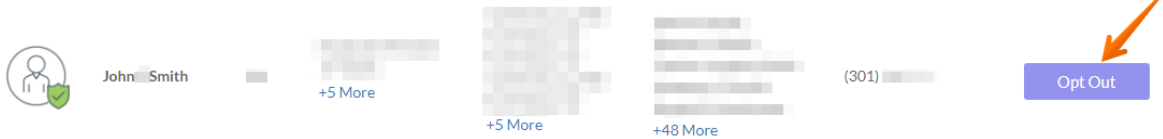
Enter your first, last name and state. Click the “Search” button.

Start by searching for your information below.



A search bar with a purple background. It contains two input fields: the first has 'John' and the second has 'Smith'. To the right of these fields is a dropdown menu with a grey bar and a downward arrow. Further right is an orange button with a magnifying glass icon and the text 'Search'. An orange arrow points from the top right towards the 'Search' button.


Locate the person you are looking for and click the "Opt Out" button.



A list of search results. The first entry shows a person icon, a green checkmark, and the name 'John Smith'. To the right of the name are several greyed-out items with '+5 More' and '+48 More' labels. At the end of the list is a blue button with the text 'Opt Out'. An orange arrow points from the top right towards the 'Opt Out' button.


Submit an opt out request. Enter your email address, clarify the reason of your request and click the "Send Verification Email" button.

Your E-mail *

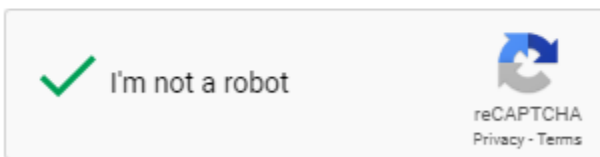


A text input field with a light grey border. The placeholder text is partially visible, showing a domain ending in '.com'.

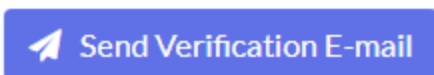
Message



A text input field with a light grey border. The text inside reads 'Please delete my information for safety reasons.' In the bottom right corner of the field is a green circular icon with a white checkmark.



A reCAPTCHA verification box. On the left, there is a green checkmark and the text 'I'm not a robot'. On the right, there is a reCAPTCHA logo and the text 'reCAPTCHA Privacy - Terms'.



A blue button with a white paper plane icon and the text 'Send Verification E-mail'. An orange arrow points from the bottom right towards the button.

Check email box to verify your email by clicking the link. The information will be removed from the site.

Opting out of Veromi.com

Veromi.com is a search website connected to dozens of databases and billions of public records. Veromi.com uses the same data sources that government and law enforcement agencies do.

How to remove your information from Veromi.com?

The website only accepts opt-out requests directly from the individual whose information is being opted-out.

To remove your records you should contact them by writing a letter giving your:

First name

Last name

Middle initial

Aliases and A.K.A.'s

Complete current address

Complete former addresses going back 20 years

Date of Birth - including month, day, and year

You may also include a print out of the records that you wish to have suppressed.

Send this letter to: Veromi Optout Request 15260 Ventura Blvd 20th Fl. Sherman Oaks, CA 91403

Enclose your email address stamped envelope and they will provide records of the records being suppressed.

Opting out of Webinvestigator.org

Webinvestigator.org is a website providing search by name, surname, location, age, marital status, criminal and inmate reports.

How to remove your information from webinvestigator.org?

<http://webinvestigator.org/index.php?xpath=privacy>

As a courtesy, you may opt-out of having your information appear in search results on this website. When you submit your written request to the Data Management Department as explained below, webinvestigator.org will remove your identifying information such as your name, address, and phone number from the databases. Remember, this process does not remove your information from available public records; it only removes it from this website.

It is vital that the website can confirm your identity so they may locate and remove the correct information from their databases. They require that all data removal request forms are accompanied by official proof of identity, such as a state issued ID or a driver's license. This will ensure that they have fully matched the information you would like removed with the information stored on their databases. Please be sure to obscure or redact your photo and ID/driver's license number prior to sending them the copy of one of these documents.

Please print and complete the Data Removal Request form available at [opt_out_form.pdf](#)

Be sure to include any of the following reasons for your request:

You are a state, local or federal law enforcement officer or public official and your position exposes you to a threat of death or serious bodily harm.

You are a victim of identity theft.

You are at risk of physical harm.

You have evidence the record is incorrect or expunged.

To help to locate the information you wish to be removed/withheld, you may provide [webinvestigator.org](#) with the location of the data in question in a form of website/URL link.

Please fax or mail your Data Removal Request along with your proof of ID and copies of any applicable court orders to:

Fax: (617) 507-0410 (This fax number is for data opt-out requests ONLY. The Opt Out Compliance Department does not manage any customer related issues)

Opt Out Compliance Dept.

PO Box 130369

Boston, MA 02113

Please allow upwards of 30 days for to fully process your Data Removal Request.

Please note: [webinvestigator.org](#) currently do not process Data Removal Requests by email or over the phone. They may not be able to process incomplete requests, which are missing proof of identification and/or vital information such as name, address and date of birth.

Opting out of Webstigate.com

Webstigate.com is a website providing plenty types of background checks, reports and searches.

How to remove your information from [webstigate.com](#)?

http://webstigate.com/index.php?xpath=lp_optout

As a courtesy, you may opt-out of having your information appear in search results on this website. When you submit your written request to the Data Management Department as explained below, [webstigate.com](#) will remove your identifying information such as your name, address, and phone number from the databases. Remember, this process does not remove your information from available public records; it only removes it from this website.

It is vital that the website can confirm your identity so they may locate and remove the correct information from their databases. They require that all data removal request forms are accompanied by official proof of identity, such as a state issued ID or a driver's license. This will ensure that they have fully matched the information you would like removed with the information stored on their databases. Please be sure to obscure or redact your photo and ID/driver's license number prior to sending them the copy of one of these documents.

FOR OFFICIAL USE ONLY

Please print and complete the Data Removal Request form available at [opt_out_form.pdf](#)

Be sure to include any of the following reasons for your request:

You are a state, local or federal law enforcement officer or public official and your position exposes you to a threat of death or serious bodily harm.

You are a victim of identity theft.

You are at risk of physical harm.

You have evidence the record is incorrect or expunged.

To help to locate the information you wish to be removed/withheld, you may provide [webstigate.com](#) with the location of the data in question in a form of website/URL link.

Please fax or mail your Data Removal Request along with your proof of ID and copies of any applicable court orders to:

Fax: (617) 507-0410 (This fax number is for data opt-out requests ONLY. The Opt Out Compliance Department does not manage any customer related issues)

Opt Out Compliance Dept.

PO Box 130369

Boston, MA 02113

Please allow upwards of 30 days for to fully process your Data Removal Request.

Please note: [webstigate.com](#) currently do not process Data Removal Requests by email or over the phone. They may not be able to process incomplete requests, which are missing proof of identification and/or vital information such as name, address and date of birth.

Opting out of Whitepages.plus


WhitePages+ is an online phone book and people directory that provides relevant information about people.

How to remove your information from [whitepages.plus.com](#)?

Go to <https://whitepages.plus/>. In a search box, type your first and last names, city and state. Click "Search" button.

Find the profile that refers to you and click on it.

Copy the URL of your profile.



Go to [the removal page](#).

Type your email address and paste the URL of the page you would like to remove.

Attach the copy of your ID/driver's license. For security reasons you can cross out the photo and ID number.

Click "Submit" button.

To confirm and proceed with your request, please click the confirmation link.

Dear [redacted],

Thank you for contacting Whitepages+ regarding the removal of:



Your information removal request was received by our system.

To confirm and proceed with your request, please click the confirmation link below:

<http://whitepages.plus/remove/53e752cf901d4a5ec71e0d25c6150692>

Regards,
Customer Support
Whitepages+



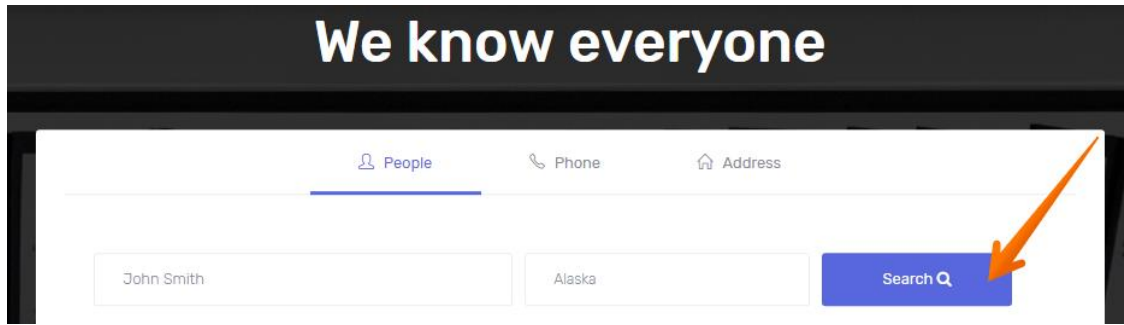
Your records will be removed within a few days.

Opting out of PeoplesCheck.com

Peoplescheck.com provides names and addresses for unknown phone numbers.

How to remove your information from peoplescheck.com?

Enter your first and last name, choose a state and click on 'Search'.



Find the matching result and click 'Get Details'



Smith [redacted], ag

Current location: [redacted]

Previous locations: [redacted]



Smith [redacted], a

Current location: [redacted]

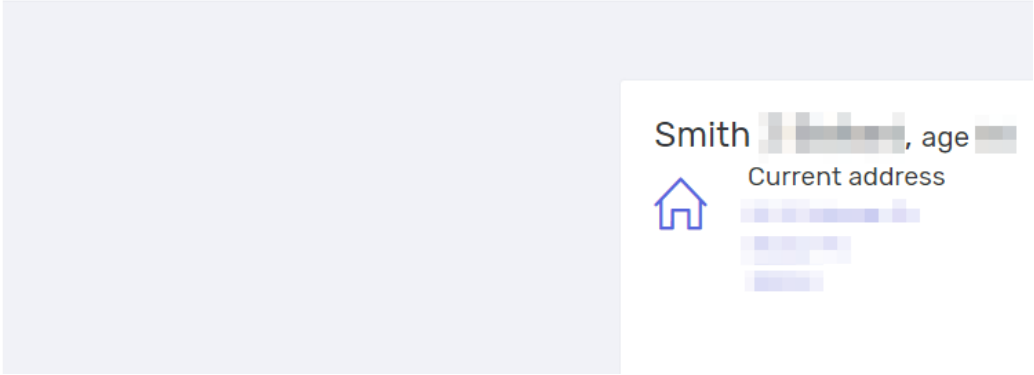
Previous locations: [redacted]



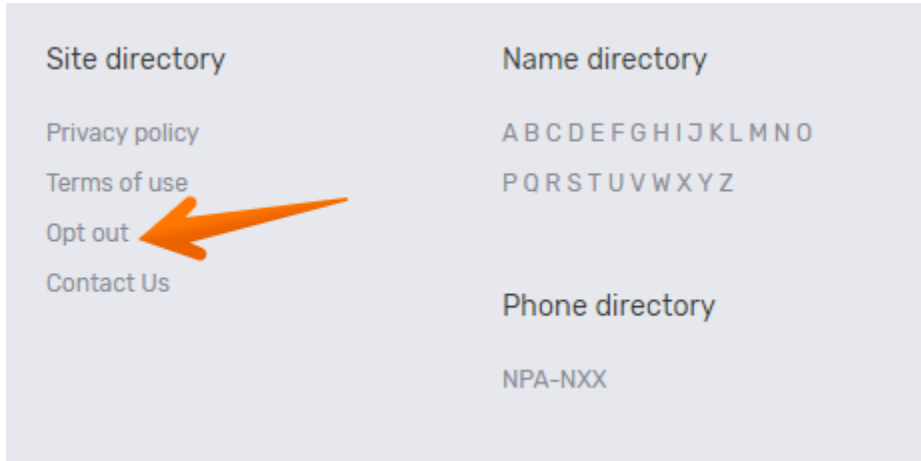
Copy the URL connected to your profile.

https://www.peoplescheck.com/people/ [redacted] ← URL

People's Check



Get back to the main page and scroll it down. Click on the 'Opt out' link to start the removal.



Fill out your removal request: enter the URL connected to your profile, your email address, tick

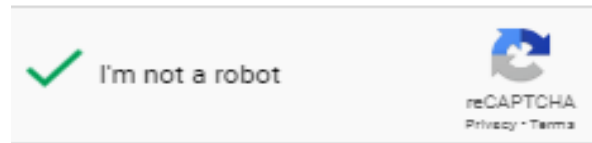
<https://www.peoplescheck.com/people/>

<https://www.peoplescheck.com/people/y7d2zVNp1wk9hg>

mail

[\[redacted\]@gmail.com](mailto: [redacted]@gmail.com)

to complete this process we will send you a confirmation li



reCAPTCHA and click 'Submit'.

Click on the 'Yes' button to confirm that this is the information you want to remove.

Smith J [redacted], age [redacted]

Current address



[redacted]
[redacted]
[redacted]

<https://www.peoplescheck.com/people/>



FOR OFFICIAL USE ONLY

Check your email. You will receive an email from peoplescheck.com. Click on the 'Confirm removal'

You have requested that the following url be removed from People's
Check searches:

<https://www.peoplescheck.com/people/>

To complete the removal process, please the button below:



Or copy and paste the link below into your browser. <https://www.peoplescheck.com/optout/confirm?key=Y9PGjfkxTX9dNDeAx-WeunOwiUqJZmJY>

button.

Your opt-out request is completed. The requested profile has been removed from PeoplesCheck.com.

✔ Your opt-out request is completed. The requested profile has been removed from PeoplesCheck.com.

Opting out of Yatedo.com

Yatedo is a people search engine dedicated to searching and finding anyone on the Internet. Their goal is to structure people's data, manage their online presence, and improve their visibility.

How to remove your information from yatedo.com?

The website has no longer provide access to personal information.

6 ENDNOTES

- ¹ Digital Element | <https://www.digitalelement.com/digital-data-exhaust/> | accessed on 12 September 2019
- ² TechCrunch | <https://techcrunch.com/2013/05/26/the-power-of-data-exhaust/> | accessed on 12 September 2019
- ³ CultureBy – Grant McCracken | <https://cultureby.com/2007/07/how-social-netw.html> | accessed on 12 September 2019
- ⁴ Visual Capitalist | <https://www.visualcapitalist.com/personal-data-ecosystem/> | accessed on 19 September 2019
- ⁵ Visual Capitalist | <https://www.visualcapitalist.com/favorite-website-spying/> | accessed on 18 September 2019
- ⁶ PixelPrivacy | <https://pixelprivacy.com/resources/browser-fingerprinting/> | accessed on 11 September 2019
- ⁷ Naked Security by SOPHOS | <https://nakedsecurity.sophos.com/2018/07/26/more-browser-extensions-and-apps-caught-spying-on-users/> | accessed on 11 September 2019
- ⁸ TechCrunch | <https://techcrunch.com/2018/09/27/yes-facebook-is-using-your-2fa-phone-number-to-target-you-with-ads/> | accessed on 12 September 2019
- ⁹ Visual Capitalist | <https://www.visualcapitalist.com/personal-data-ecosystem/> | accessed on 18 September 2019
- ¹⁰ CISION | <https://www.prnewswire.com/news-releases/identitygonecom-declares-war-on-online-people-search-and-information-data-brokers-300684307.html> | accessed on 11 September 2019
- ¹¹ Engadget | <https://www.engadget.com/2018/02/16/facebook-two-factor-authentication-spam-bug/> | accessed on 12 September 2019
- ¹² ThreatPost | <https://threatpost.com/def-con-2018-telltale-urls-leak-pii-to-dozens-of-third-parties/134960/> | accessed on 11 September 2019
- ¹³ Vice.com | https://www.vice.com/en_us/article/ne9b3z/how-to-get-off-data-broker-and-people-search-sites-pipl-spokeo | accessed on 10 September 2019
- ¹⁴ Motherboard | https://www.vice.com/en_us/article/bjpx3w/what-are-data-brokers-and-how-to-stop-my-private-data-collection | accessed on 10 September 2019
- ¹⁵ Fast Company | <https://www.fastcompany.com/90310803/here-are-the-data-brokers-quietly-buying-and-selling-your-personal-information> | accessed on 11 September 2019
- ¹⁶ ProPublica | <https://www.propublica.org/article/how-to-wrestle-your-data-from-data-brokers-silicon-valley-and-cambridge-analytics> | accessed on 10 September 2019
- ¹⁷ Quartz | <https://qz.com/213900/the-nine-companies-that-know-more-about-you-than-google-or-facebook/> | accessed on 10 September 2019
- ¹⁸ Donald W. Reynolds National Center for Business Journalism | <https://businessjournalism.org/2018/08/the-business-of-personal-data-brokers-and-online-privacy/> | accessed on 11 September 2019
- ¹⁹ Transparency Market Research | <https://www.transparencymarketresearch.com/data-brokers-market.html> | accessed on 10 September 2019
- ²⁰ “DATA BROKERS: A Call for Transparency and Accountability” | Federal Trade Commission | May 2014 | accessed on 10 September 2019
- ²¹ Mashable | <https://mashable.com/2017/01/11/online-security-family-tree-now/> | accessed on 10 September 2019
- ²² People | <https://people.com/tech/this-website-lets-anyone-find-your-address-phone-number-and-more-for-free-heres-how-to-opt-out/> | accessed on 10 September 2019

-
- ²³ Gizmodo | <https://gizmodo.com/when-a-stranger-decides-to-destroy-your-life-1827546385> | accessed on 11 September 2019
- ²⁴ Lifehacker | <https://lifehacker.com/how-to-opt-out-of-the-most-popular-people-search-sites-1791536533> | accessed on 10 September 2019
- ²⁵ Wired | <https://www.wired.com/story/mobile-websites-can-tap-into-your-phones-sensors-without-asking> | accessed on 12 September 2019
- ²⁶ Gizmodo | <https://gizmodo.com/all-the-sensors-in-your-smartphone-and-how-they-work-1797121002> | accessed on 12 September 2019
- ²⁷ Lifehacker | <https://lifehacker.com/its-time-to-check-which-apps-are-tracking-your-location-1830979707> | accessed on 12 September 2019
- ²⁸ Science News | <https://www.sciencenews.org/sn-magazine/february-3-2018> | accessed on 12 September 2019
- ²⁹ Digital Trends | <https://www.digitaltrends.com/mobile/how-to-track-a-cell-phone/> | accessed on 12 September 2019
- ³⁰ Lifehacker | <https://lifehacker.com/its-time-to-check-which-apps-are-tracking-your-location-1830979707> | accessed on 12 September 2019
- ³¹ The Appcensus Blog | <https://blog.appcensus.mobi/2019/02/14/ad-ids-behaving-badly> | accessed on 12 September 2019
- ³² Lifehacker | <https://lifehacker.com/psa-your-phone-logs-everywhere-you-go-heres-how-to-t-1486085759> | accessed on 10 September 2019
- ³³ Gizmodo | <https://gizmodo.com/how-location-tracking-actually-works-on-your-smartphone-1828356441> | accessed on 11 September 2019
- ³⁴ BuzzFeed | <https://www.buzzfeednews.com/article/nicolenguyen/how-apps-take-your-data-and-sell-it-without-you-even> | accessed on 10 September 2019
- ³⁵ Experian | <https://www.experian.com/blogs/ask-experian/how-to-manage-your-privacy-settings-on-social-media/> | accessed on 12 September 2019
- ³⁶ Axios | <https://www.axios.com/what-google-knows-about-you-3f6c9b20-4406-4bda-8344-d324f1ee0816.html> | accessed on 10 September 2019
- ³⁷ Lifewire | <https://www.lifewire.com/how-to-stop-google-from-tracking-you-4175369> | accessed on 10 September 2019
- ³⁸ Visual Capitalist | <https://www.visualcapitalist.com/what-does-google-know-about-you/> | accessed on 18 September 2019
- ³⁹ Wired | <https://www.wired.com/story/google-tracks-you-privacy/> | accessed on 10 September 2019
- ⁴⁰ Visual Capitalist | <https://www.visualcapitalist.com/how-google-tracks-you/> | accessed on 18 September 2019
- ⁴¹ ZDNet | <https://www.zdnet.com/article/google-revamps-privacy-policy-to-give-users-more-controls-over-assistant-voice-recordings/>
- ⁴² Google Blog The Keyword | <https://www.blog.google/products/assistant/doing-more-protect-your-privacy-assistant/>
- ⁴³ Forbes | <https://www.forbes.com/sites/daveywinder/2019/09/09/google-finally-confirms-security-problem-for-15-billion-gmail-and-calendar-users/#e7f62c3279fa> | accessed on 1 October 2019
- ⁴⁴ Black Hills Information Security | <https://blackhillsinfosec.com/google-calendar-event-injection-mailsniper/> | accessed on 1 October 2019